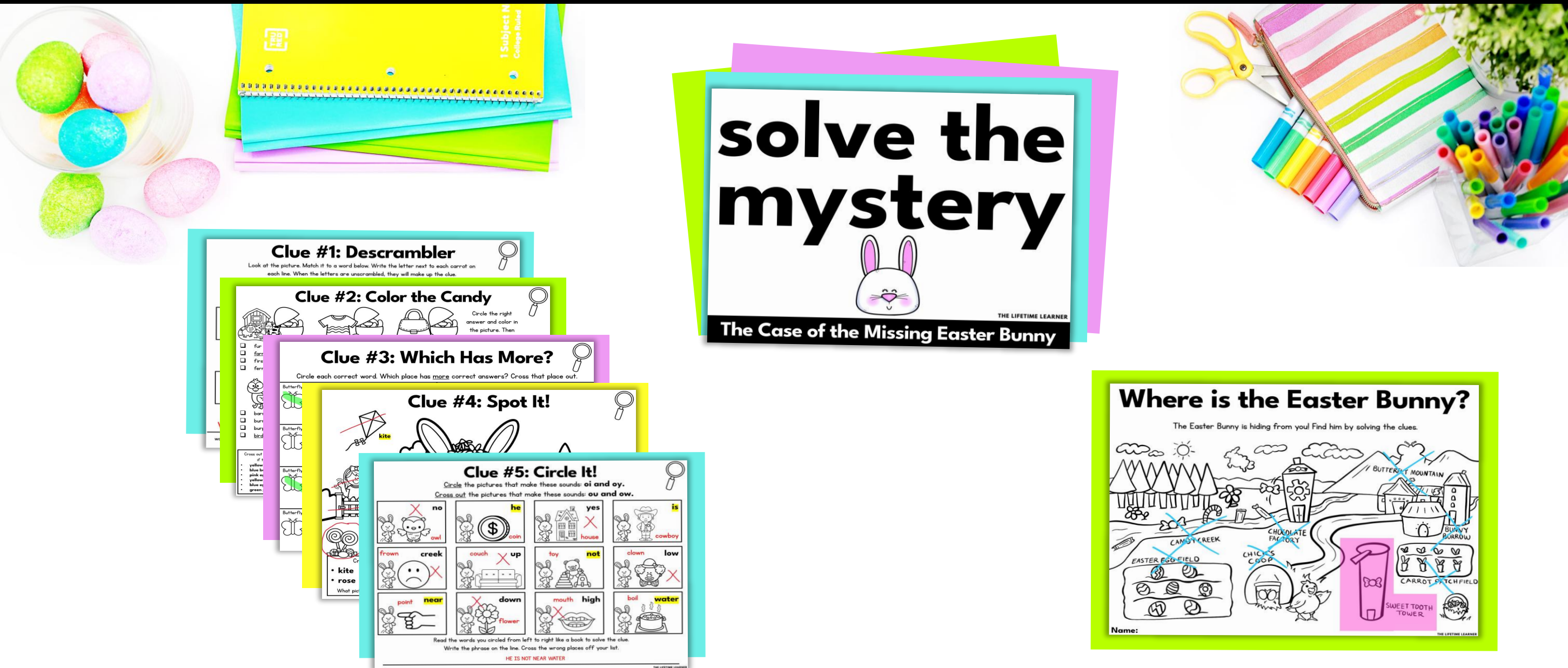



WHAT IS THIS?



Students complete a series of clues to figure out where the Easter Bunny is!

HOW TO PLAY



What Happened?

The Easter bunny challenged you to a game of hide-and-seek. Now, you have to figure out where he's hiding. Search each location to find the Easter bunny before the game ends!




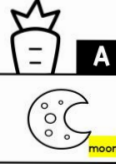






1. Take the map of locations and then start solving each clue.
2. Each time you solve a clue, you will get closer to discovering where the Easter bunny is.
3. Cross out wrong locations each time you find out new information. Good luck!



THE LIFETIME LEARNER

Clue #1: Descrambler

Look at the picture. Match it to a word below. Write the letter next to each carrot on each line. When the letters are unscrambled, they will make up the clue.

 T boof	 V woof	 L look	 A moon	 E book
 E food	 G pool	 S tooth	 E hook	 B cook

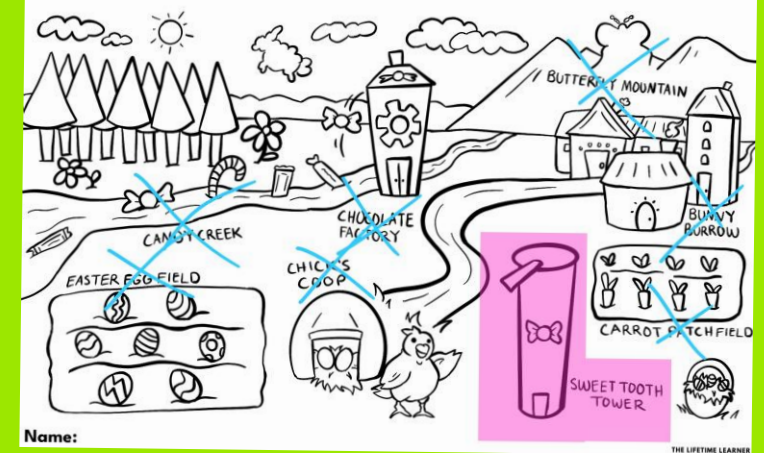
The Easter Bunny does not like:

V E G E T A B L E S
woof food pool hook boot moon cook look book tooth

THE LIFETIME LEARNER

Where is the Easter Bunny?

The Easter Bunny is hiding from you! Find him by solving the clues.



THE LIFETIME LEARNER


Each time students solve a clue, it will reveal what place to cross out. When all clues are completed, the mystery of the missing bunny will be solved!

SKILL PRACTICE

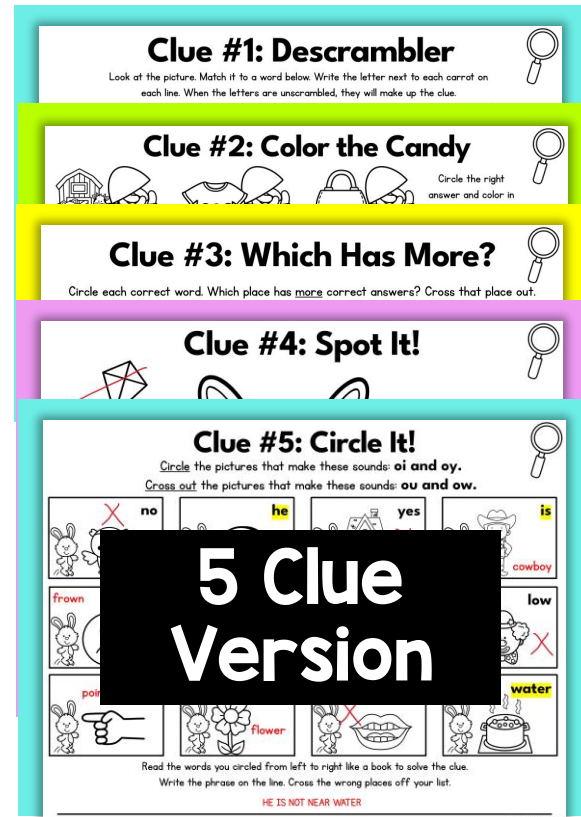
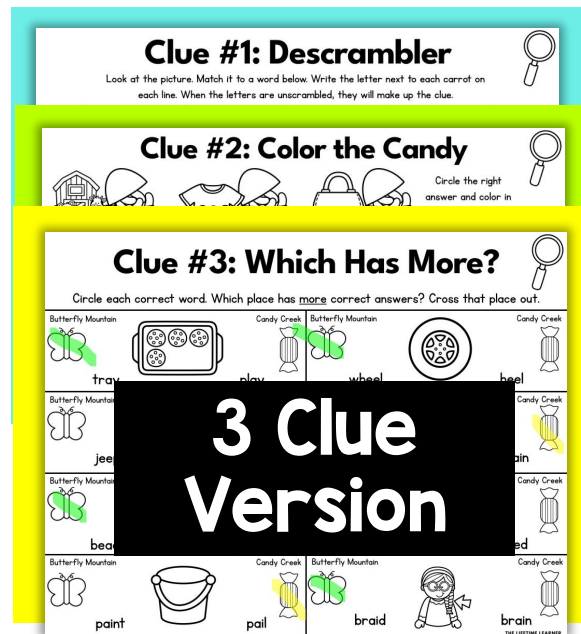
- 1st Grade Phonics Review
- Short OO & Long OO
- R Controlled Vowels
- Long A and Long E
- CVCe Words
- Diphthongs OW, OU, OI, OY

All clues focus on reviewing phonic skills!

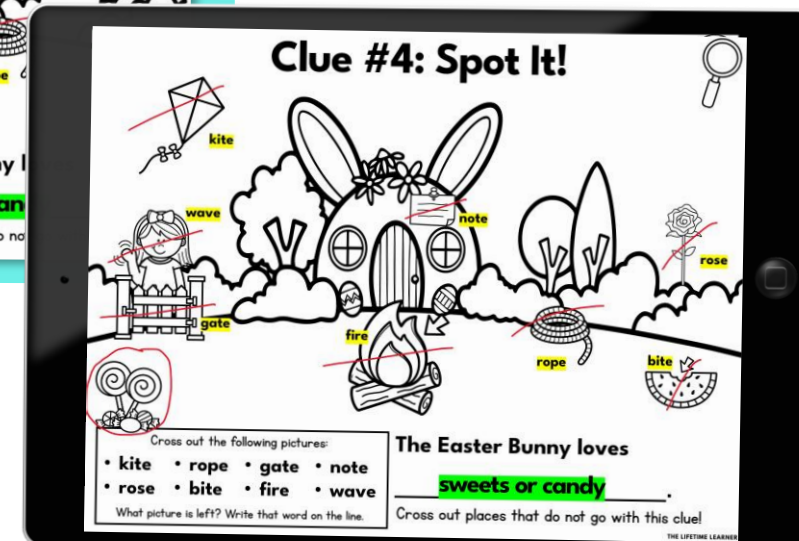
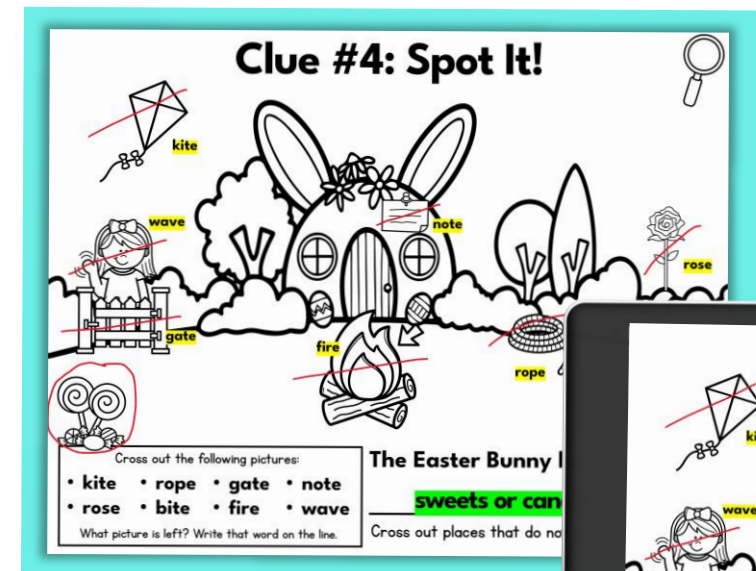
MULTIPLE VERSIONS



Print & Digital Forms




5 Clue
Version



Short & Long Options

CVC OPTION AVAILABLE




Differentiate within your small groups. Same clues. Same mystery. Different focus!

There is a version of the mystery included that reviews CVC Words (Short A, E, I, O, U).

FAST FINISHER ACTIVITY



**The Detective Agency sends
congratulations to:**



Lindsay


You solved the mystery!

11/2
Date

AW
Presented by:

LET'S DRAW...

an easter egg



THE LIFETIME LEARNER

LET'S DRAW...

a chick




THE LIFETIME LEARNER

If students finish early,
give them a
certificate of completion
and a **directed drawing**
to complete while others
continue working.


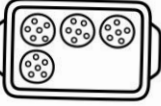


















PHONICS MYSTERY BENEFITS



- No Prep
- Print and Digital Versions
- 3 & 5 Clue Options
- Fun and Engaging
- Easy to Differentiate
- Encourages Critical Thinking
- Aligns with Phonics Standards
- Perfect for Review Days
- Choice between 2 versions: Phonics Review Mystery OR CVC Words Mystery. You can even mix/match clues to combine the 2 skills together (clues are interchangeable)!

Clue #3: Which Has More? 

Circle each correct word. Which place has more correct answers? Cross that place out.

Butterfly Mountain  tray	 play	Candy Creek  wheel	Butterfly Mountain  heel	Candy Creek 
Butterfly Mountain  jeep	 sweep	Candy Creek  trail	Butterfly Mountain  train	Candy Creek 
Butterfly Mountain  beach	 peach	Candy Creek  seed	Butterfly Mountain  feed	Candy Creek 
Butterfly Mountain  paint	 pail	Candy Creek  braid	Butterfly Mountain  brain	Candy Creek 

THE LIFETIME LEARNER

In 1st grade, this works well as a whole group lesson or in small groups at the teacher table.

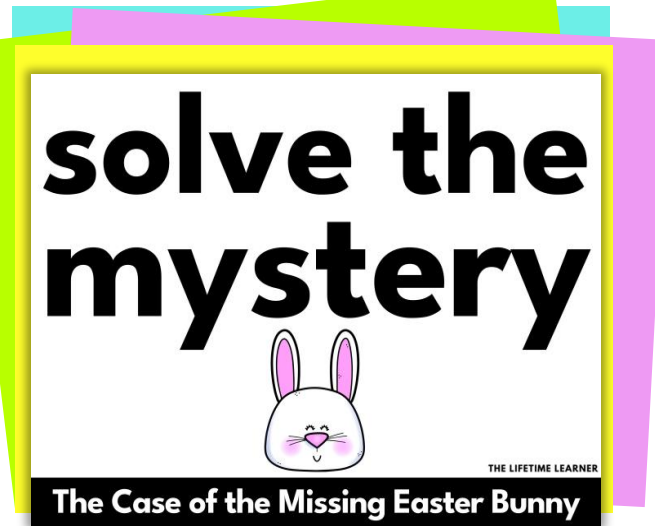

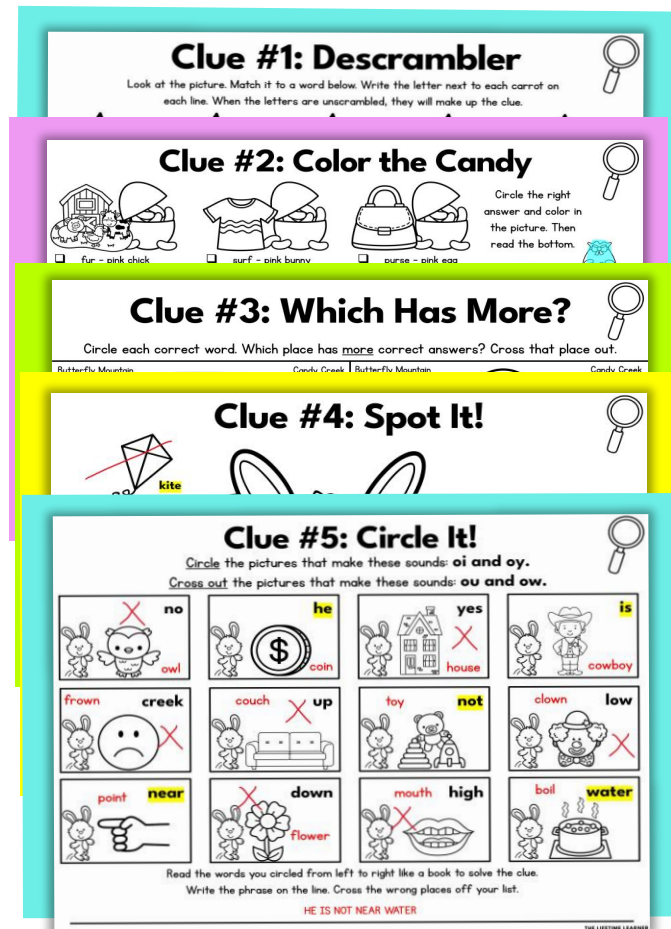
First graders will need teacher support to read & understand the clues/directions

WHY TEACHERS LOVE THESE!

Ordinary phonics worksheets can be boring and unoriginal.

You want activities that are fun and engaging, but also rigorous and meaningful to student learning.

PHONICS MYSTERIES ARE EXACTLY WHAT YOU'VE BEEN LOOKING FOR!



WHAT MAKES READING MYSTERIES UNIQUE?

Reading Mysteries aren't just a copy of Math Mysteries!

They have brand-new clues, focus on reading skills, and even feature a different conclusion to the mystery.

The only thing that stays the same is the list of suspects students start with!

So, if you have both, students can play during math and then again during reading for double the fun.



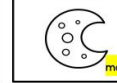






Reading

Example
of Clue 1

Math

Clue #1: Descrambler

Look at the picture. Match it to a word below. Write the letter next to each carrot on each line. When the letters are unscrambled, they will make up the clue.

T	V	L	A	E
				
				











The Easter Bunny does not like:

V E G E T A B L E S

woof food pool hook boat moon cook look book tooth





























































Clue #1: Picture Decoder

Write the answer on each line. Then, draw a line to each match. Last, use the decoder at the bottom to solve the clue.

60	57	49	87	21	34	97	38	73	61	91
										
87	49	34	60	38	91	73	21	97	57	61
78÷9	45÷4	26÷8	57÷3	32÷6	84÷7	68÷5	19÷2	96÷1	49÷8	52÷9
N	O	B	U	N	N	Y	H	E	R	E

You stop by Chick's Coop and Chick said:

Use this decoder to help you figure out what letter is equal to each picture.

A = 	G = 	M = 	S = 	Y = 
B =  <td>H = <td>N = <td>T = <td>Z = </td></td></td></td>	H =  <td>N = <td>T = <td>Z = </td></td></td>	N =  <td>T = <td>Z = </td></td>	T =  <td>Z = </td>	Z = 
C =  <td>I = <td>O = <td>U = <td></td></td></td></td>	I =  <td>O = <td>U = <td></td></td></td>	O =  <td>U = <td></td></td>	U =  <td></td>	
D =  <td>J = <td>P = <td>V = <td></td></td></td></td>	J =  <td>P = <td>V = <td></td></td></td>	P =  <td>V = <td></td></td>	V =  <td></td>	
E =  <td>K = <td>Q = <td>W = <td></td></td></td></td>	K =  <td>Q = <td>W = <td></td></td></td>	Q =  <td>W = <td></td></td>	W =  <td></td>	
F =  <td>L = <td>R = <td>X = <td></td></td></td></td>	L =  <td>R = <td>X = <td></td></td></td>	R =  <td>X = <td></td></td>	X =  <td></td>	

KEEP THE FUN GOING!

GRAB A MATH MYSTERY:

Math Mysteries aren't just a copy of reading. They come with fresh clues, unique math challenges, and a new culprit, so students are solving an entirely different case!



MORE READING MYSTERIES:

Explore other grade levels to differentiate and keep every student engaged.



**BUY A BUNDLE
TO SAVE BIG!**

