

WHAT IS THIS?



Clue #1: Sorting Letters

Color the letters the same color as the box they belong in. Then, find the correct key at the bottom to solve the clue!

Clue #2: Error Analysis

Does the picture match the word? Put a check or an X next to each answer.
Read the hint from the place with the most correct answers.

Clue #3: Find It!









Circle the boxes that end with -ang. Cross out the other sounds.
Read the words you circled from left to right like a book to solve the clue.









Clue #4: Word Hunt

Find the words sing and wing in the picture.

Clue #5: Descrambler

Look at the picture. Match it to a word below. Write the letter next to each mailbox on each line. When the letters are unscrambled, they will make up the clue.


			
			
hang	long	wing	lung

			
			
strong	strung	rang	ding

The mailman is not at a place where you can:

B	U	Y	G	I	F	T	S
long	strong	rang	lung	strung	wing	hang	ding

solve the mystery



THE LIFETIME LEARNER

The Case of the Missing Mailman

Where is the Mailman?

Figure out where the mailman is by solving each clue.

			
Shoe Store	Car Repair Shop	Toy Store	Home Repair Shop
			
Candy Store	Post Office	Flower Shop	Jewelry Shop

Name: _____

Students complete a series of clues to figure out where the missing mailman is!

HOW TO PLAY

What Happened?

You need to get in touch with your mailman, but you can't find him anywhere! You know that he's somewhere around town but can't figure out the right place. Help find out where he is by solving the clues.

1. Take a list of places and then start solving each clue.
2. Each time you solve a clue, you will get closer to discovering where the mailman is.
3. Cross out wrong places each time you find out new information. Good luck!



THE LIFETIME LEARNER

Clue #1: Sorting Letters

Color the letters the same color as the box they belong in. Then, find the correct key at the bottom to solve the clue!

yellow -ank	red -onk	green -unk	blue -ink
wink	tank	bunk bed	junk
bank	skunk	dunk	sink
hank			

The mailman is not near any toys if you see:

- 1 yellow note
- 2 red notes
- 5 green notes
- 2 blue notes

The mailman is not near any cars if you see:

- 3 yellow notes
- 0 red notes
- 2 green notes
- 5 blue notes

The mailman is not near any shoes if you see:

- 2 yellow notes
- 2 red notes
- 4 green notes
- 2 blue notes

The mailman is not near any gems if you see:

- 2 yellow notes
- 1 red note
- 5 green notes
- 2 blue notes

THE LIFETIME LEARNER

Where is the Mailman?

Figure out where the mailman is by solving each clue.

Shoe Store	Car Repair Shop	Toy Store	Home Repair Shop
Candy Store	Post Office	Flower Shop	Jewelry Shop

Name: _____

THE LIFETIME LEARNER

Each time students solve a clue, it will reveal what place(s) to cross out.

When all clues are completed, the mystery of the missing mailman will be solved!

SKILL PRACTICE

- Glued Sounds Review
- -UNG Words
- -ONK Words
- -UNK Words
- -ONG Words
- -ANK Words
- -INK Words
- -ING Words
- -ANG Words

Clue #1: Sorting Letters
Color the letters the same color as the box they belong in. Then, find the correct key at the bottom to solve the clue!

yellow -ank
red
wink
tank
bank
skunk

The mailman is not near any toys if you see:
• 1 yellow note
• 2 red notes
• 5 green notes
• 2 blue notes

The mailman is not near any toys if you see:
• 3 yellow notes
• 0 red notes
• 2 green notes
• 5 blue notes

Clue #2: Error Analysis
Does the picture match the word? Put a check or an X next to each answer.
Read the hint from the place with the most correct answers.

The mailman picked up a box and left. He is not here.
Post Office
slam ☒ swam ☒ ball ☒

The mailman hates flowers. He is not here.
Flower Shop
clam ☒ tall ☒ scan ☒

The mailman thinks it stinks in the shop. He is not here.
Shoe Store
wall ☒ plan ☒ call ☒

Clue #3: Find It!
Circle the boxes that end with -ang. Cross out the other sounds.
Read the words you circled from left to right like a book to solve the clue.

pay
not
clang
foot
bonk
go
wing
fix
place
rang
smell
spring

off your list.

All clues focus on reviewing glued sounds!

MULTIPLE VERSIONS

Print & Digital Forms

Clue #1: Sorting Letters
Color the letters the same color as the box they belong in. Then, find the correct key at the bottom to solve the clue!

Clue #2: Error Analysis
Does the picture match the word? Put a check or an X next to each answer.

Clue #3: Find It!
Circle the boxes that end with -ang. Cross out the other sounds.
Read the words you circled from left to right like a book to solve the clue.

3 Clue Version

Write the phrase on the line. Cross the wrong place off your list.
NOT A PLACE KIDS GO

Clue #1: Sorting Letters
Color the letters the same color as the box they belong in. Then, find the correct key at the bottom to solve the clue!

Clue #2: Error Analysis
Does the picture match the word? Put a check or an X next to each answer.

Clue #3: Find It!
Circle the boxes that end with -ang. Cross out the other sounds.
Read the words you circled from left to right like a book to solve the clue.

Clue #4: Word Hunt
sing

Clue #5: Descrambler
Look at the picture. Match it to a word below. Write the letter next to each mailbox on each line. When the letters are unscrambled, they will make up the clue.

5 Clue Version

The mailman is not at a place where you can:
B U Y G I F T S
long strong rang lung strung wing hang ding

Clue #2: Error Analysis
Does the picture match the word? Put a check or an X next to each answer.
Read the hint from the place with the most correct answers.

The mailman picked up a box and left. He is not here.

The mailman hates flowers. He is not here.

The mailman thinks it stinks in the shop. He is not here.

Post Office

Flower Shop

Shoe Store

slam ☒ swam ☒ ball ☒

clam ☒ tall ☒ scan ☒

Clue #2: Error Analysis
Does the picture match the word? Put a check or an X next to each answer.
Read the hint from the place with the most correct answers.

The mailman picked up a box and left. He is not here.

The mailman hates flowers. He is not here.

The mailman thinks it stinks in the shop. He is not here.

Post Office

Flower Shop

Shoe Store

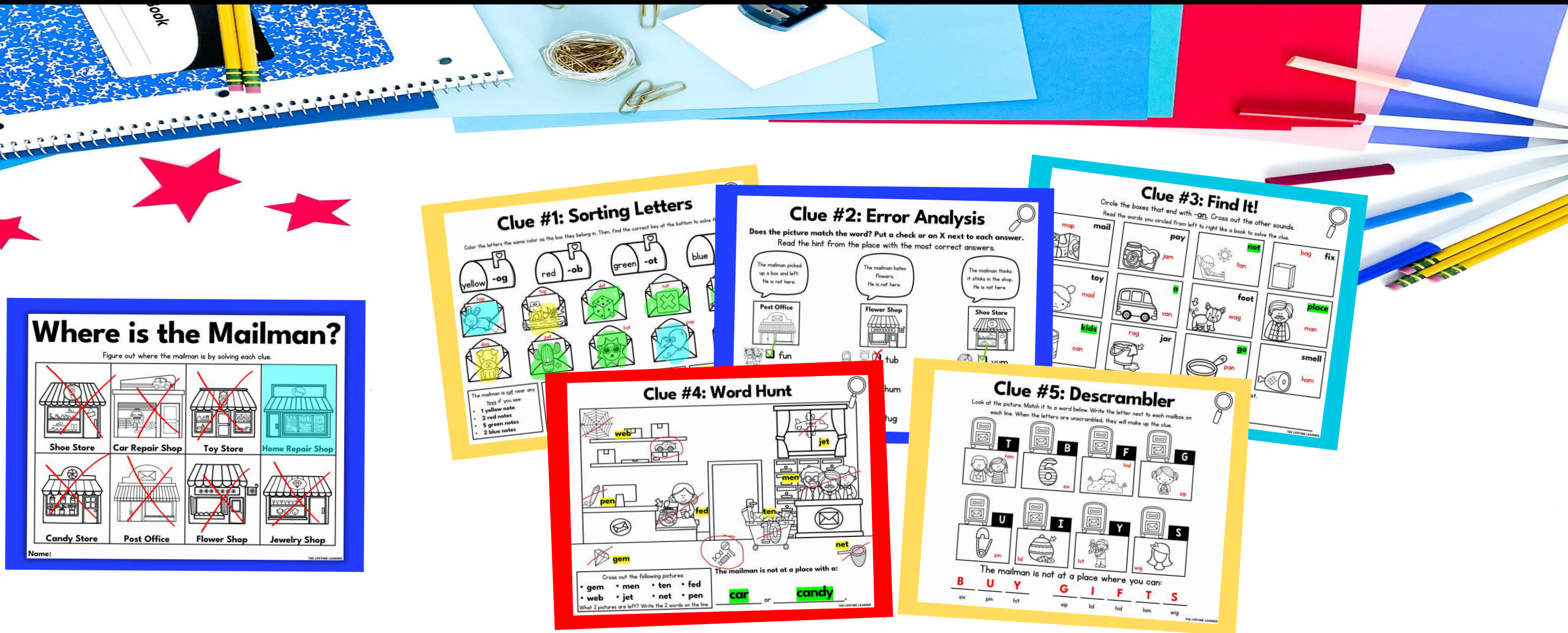
slam ☒ swam ☒ ball ☒

clam ☒ tall ☒ scan ☒

wall ☒ plan ☒ call ☒

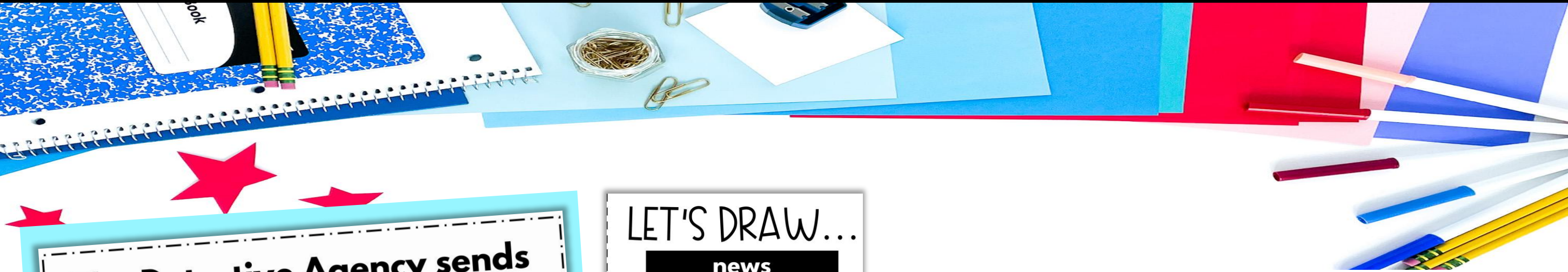
Short & Long Options

CVC OPTION AVAILABLE




Differentiate within your small groups. Same clues. Same mystery. Different focus!
There is a version of the mystery included that reviews CVC Words (Short A, E, I, O, U).

FAST FINISHER ACTIVITY



The Detective Agency sends
congratulations to:



Lindsay


You solved the mystery!

11/2
Date

AW
Presented by:

LET'S DRAW...

news



LET'S DRAW...
a house

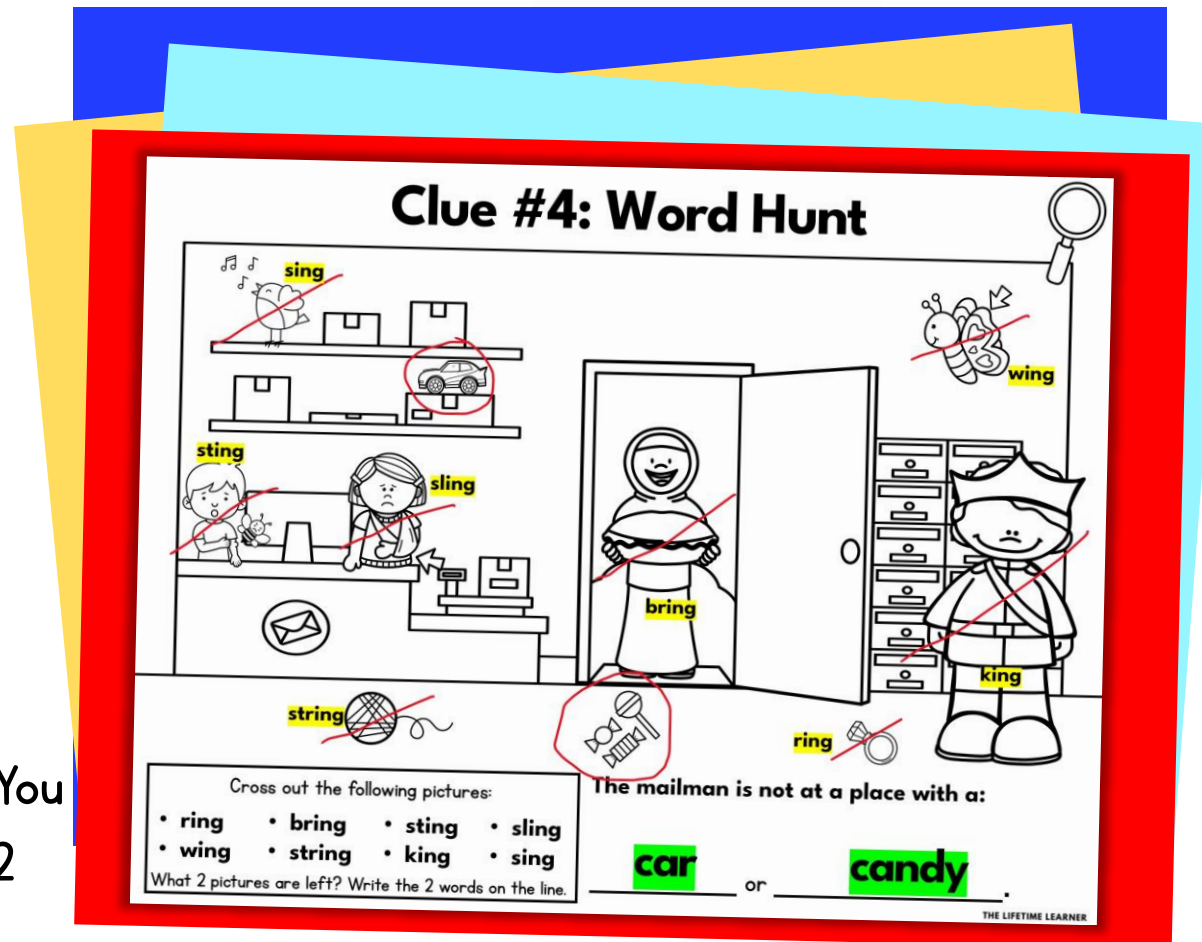


If students finish early,
give them a
certificate of completion
and a directed drawing
to complete while others
continue working.

PHONICS MYSTERY BENEFITS



- No Prep
- Print and Digital Versions
- 3 & 5 Clue Options
- Fun and Engaging
- Easy to Differentiate
- Encourages Critical Thinking
- Aligns with Phonics Standards
- Perfect for Review Days
- Choice between 2 versions: Glued Sounds Review Mystery OR CVC Words Mystery. You can even mix/match clues to combine the 2 skills together (clues are interchangeable)!



In 1st grade, this works well as a whole group lesson or in small groups at the teacher table.

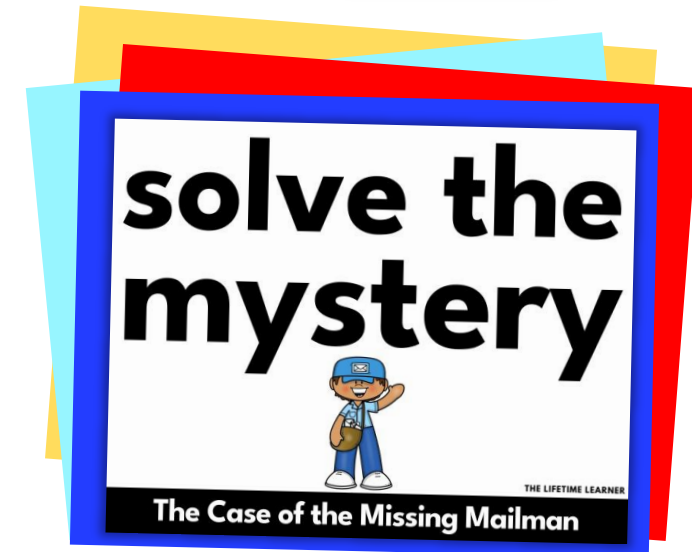
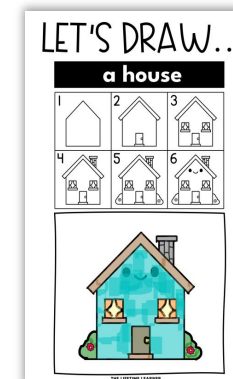

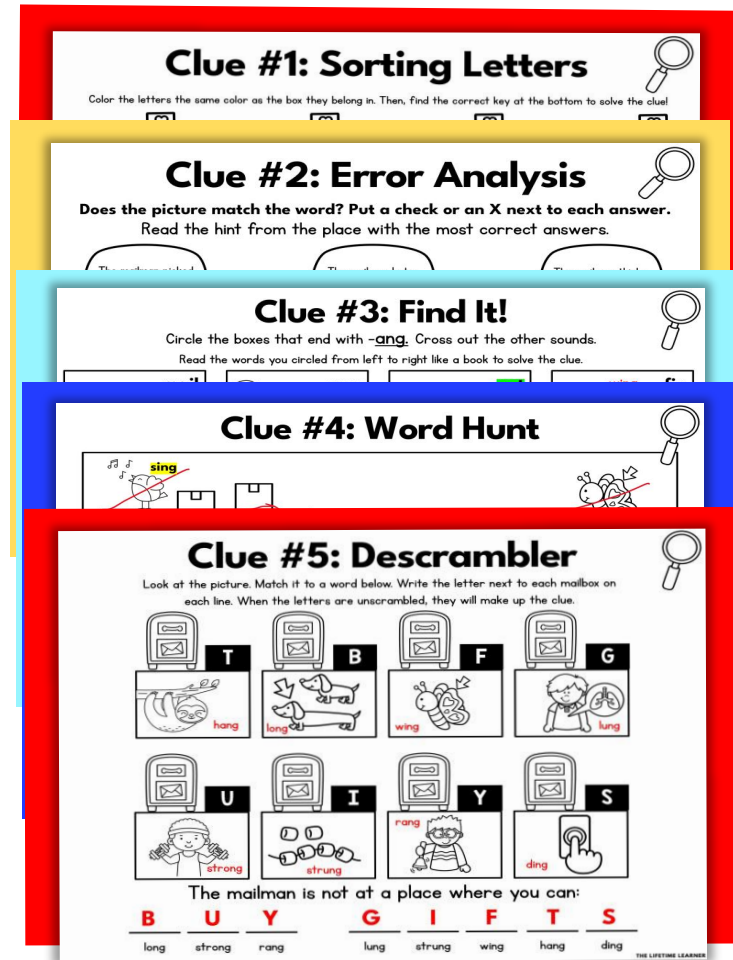
First graders will need teacher support to read & understand the clues/directions

WHY TEACHERS LOVE THESE!

Ordinary phonics worksheets can be boring and unoriginal.

You want activities that are fun and engaging, but also rigorous and meaningful to student learning.

PHONICS MYSTERIES ARE EXACTLY WHAT YOU'VE BEEN LOOKING FOR!



WHAT MAKES READING MYSTERIES UNIQUE?

Reading Mysteries aren't just a copy of Math Mysteries!

They have brand-new clues, focus on reading skills, and even feature a different conclusion to the mystery.

The only thing that stays the same is the list of suspects students start with!

So, if you have both, students can play during math and then again during reading for double the fun.

Reading

Example
of Clue 1

Math

Clue #1: Sorting Letters

Color the letters the same color as the box they belong in. Then, find the correct key at the bottom to solve the clue!

yellow -ank	red -onk	green -unk	blue -ink

The mailman is not near any toys if you see:

- 1 yellow note
- 2 red notes
- 5 green notes
- 2 blue notes

The mailman is not near any cars if you see:

- 3 yellow notes
- 0 red notes
- 5 green notes
- 5 blue notes

The mailman is not near any shoes if you see:

- 2 yellow notes
- 2 red notes
- 4 green notes
- 2 blue notes

The mailman is not near any items if you see:

- 2 yellow notes
- 1 red note
- 5 green notes
- 2 blue notes

Clue #1: Right or Wrong?

Color the envelope green if the answer is correct. Color the envelope red if it's wrong.

How many answers were correct?

1 Correct = Cross out the jewelry shop.	5 Correct = Cross out the flower shop.
2 Correct = Cross out the toy store.	6 Correct = Cross out the car repair shop.
3 Correct = Cross out the shoe store.	7 Correct = Cross out the candy store.
4 Correct = Cross out the post office.	8 Correct = Cross out the home repair shop.

KEEP THE FUN GOING!

GRAB A MATH MYSTERY:

Math Mysteries aren't just a copy of reading. They come with fresh clues, unique math challenges, and a new culprit, so students are solving an entirely different case!



MORE READING MYSTERIES:

Explore other grade levels to differentiate and keep every student engaged.



BUY A BUNDLE
TO SAVE BIG!

