


# WHAT IS THIS?



**Clue #1: Descrambler**  
Look at the picture. Match it to a word below. Write the letter next to each cage on each line. When the letters are unscrambled, they will make up the clue.

**Clue #2: Right or Wrong?**  
Color each thumb in to show if you agree with each word.

**Clue #3: Sorting Paw Prints**  
Color the paw prints the same color as the box they belong in. Then, find the correct key at the bottom to solve the clue!

**Clue #4: Word Hunt**  
Color the words the same color as the box they belong in. Then, find the correct key at the bottom to solve the clue!

**Clue #5: Multiple Choice**  
Circle the right answer. Then read the bottom.

Circle how many you chose in each box below. Then, read the phrase to know what to cross out.

How many As did you circle?	How many Bs did you circle?	How many Cs did you circle?	How many Ds did you circle?
1 A = he 2 As = the 3 As = she 4 As = they	1 B = snake 2 Bs = pet 3 Bs = dog 4 Bs = turtle	1 C = walks 2 Cs = floor 3 Cs = slide 4 Cs = runs	1 D = bite 2 Ds = down 3 Ds = slow 4 Ds = fast

**solve the mystery**

**The Case of the New Pet**

**Which Pet Did I Receive?**  
Read the facts about each animal to help you solve the clues.

<del>I have a brown tail.</del>  <b>Mouse</b>	<del>I have blue fins.</del>  <b>Fish</b>	<del>I have blue feathers.</del>  <b>Bird</b>	<del>I have green spots.</del>  <b>Snake</b>
<del>I have white ears.</del>  <b>Rabbit</b>	<del>I have brown fur.</del>  <b>Dog</b>	<del>I have white stripes.</del>  <b>Cat</b>	<b>I have a green shell.</b>  <b>Turtle</b>

Name: \_\_\_\_\_

Students complete a series of clues to figure out what animal the new pet is!

# HOW TO PLAY

## What Happened?


Yay! My parents got me a new pet! They've given me clues to figure out what animal it is. Help me by solving each clue to figure out the mystery. Every time you solve a clue, you will get closer to discovering what my new pet is!

1. Take a pet list and then start solving each clue.
2. Each time you solve a clue, you will get closer to discovering which pet is mine.
3. Cross out wrong pets each time you find out new information. Good luck!



## Clue #1: Descrambler

Look at the picture. Match it to a word below. Write the letter next to each cage on each line. When the letters are unscrambled, they will make up the clue.



The pet you got is:

**N O T      W H I T E**  
hay rain paint mail tray play snail braid

## Which Pet Did I Receive?

Read the facts about each animal to help you solve the clues.

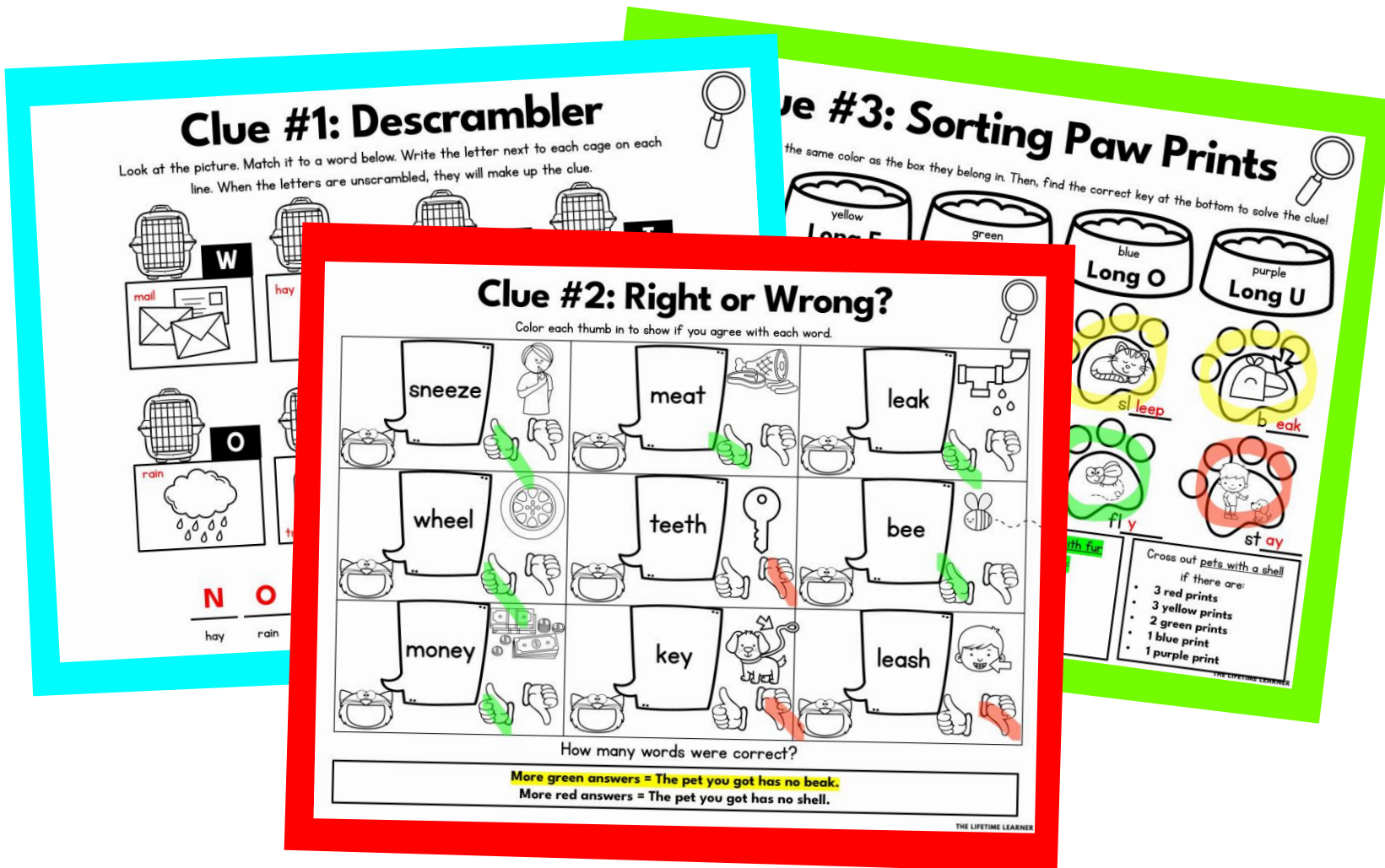
<del>I have a brown tail.</del>  <b>Mouse</b>	<del>I have blue fins.</del>  <b>Fish</b>	<del>I have blue feathers.</del>  <b>Bird</b>	<del>I have green spots.</del>  <b>Snake</b>
<del>I have white ears.</del>  <b>Rabbit</b>	<del>I have brown fur.</del>  <b>Dog</b>	<del>I have white stripes.</del>  <b>Cat</b>	<b>I have a green shell.</b>  <b>Turtle</b>

Name: \_\_\_\_\_

Each time students solve a clue, it will reveal which pets to cross out.  
When all clues are completed, the mystery of the new pet will be solved!

# SKILL PRACTICE

- Long Vowels Review
- AI and AY (Long A)
- EE, EA, and EY (Long E)
- OA, OW, and OE (Long O)
- UI, EW, and UE (Long U)
- Y as I, IGH, IE (Long I)



**All clues focus on reviewing long vowels!**



# MULTIPLE VERSIONS

## Print & Digital Forms

## Short & Long Options

### Clue #1: Descrambler

Look at the picture. Match it to a word below. Write the letter next to each cage on each line. When the letters are unscrambled, they will make up the clue.

### Clue #2: Right or Wrong?

Color each thumb in to show if you agree with each word.

### Clue #3: Sorting Paw Prints

Color the paw prints the same color as the box they belong in. Then, find the correct key at the bottom to solve the clue!



## 3 Clue Version

- |   |   |  |   |
|---|---|--|---|
| Cross out pets who bark if there are:   | Cross out pets with no legs if there are:   | Cross out pets with fur if there are:  | Cross out pets with a shell if there are:   |
| • 1 red print<br>• 1 yellow print<br>• 3 green prints<br>• 3 blue prints<br>• 2 purple prints | • 3 red prints<br>• 2 yellow prints<br>• 1 green print<br>• 3 blue prints<br>• 1 purple print | • 2 red prints<br>• 2 yellow prints<br>• 1 green print<br>• 2 blue prints<br>• 2 purple prints | • 3 red prints<br>• 2 yellow prints<br>• 2 green prints<br>• 1 blue print<br>• 1 purple print |

### Clue #1: Descrambler

Look at the picture. Match it to a word below. Write the letter next to each cage on each line. When the letters are unscrambled, they will make up the clue.


### Clue #2: Right or Wrong?

Color each thumb in to show if you agree with each word.

### Clue #3: Sorting Paw Prints

Color the paw prints the same color as the box they belong in. Then, find the correct key at the bottom to solve the clue!

### Clue #4: Word Hunt



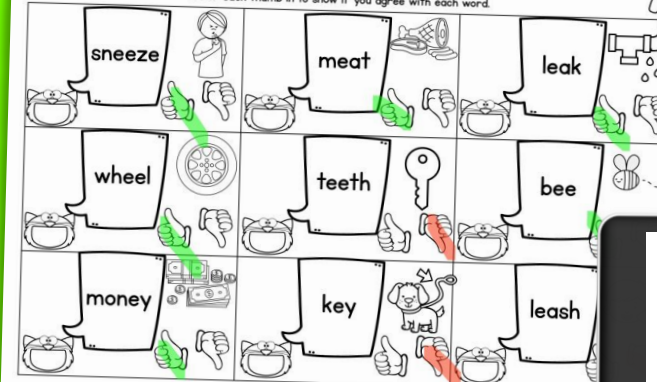
### Clue #5: Multiple Choice

Circle the right answer. Then read the bottom.

- |  |                                     |                               |                                |
|--|-------------------------------------|-------------------------------|--------------------------------|
| A. soap<br>B. soak<br>C. snow<br>D. slow | A. throat<br>B. throw<br>C. Tip toe | A. row<br>B. road<br>C. roast | A. throw<br>B. toad<br>C. grow |
|--|-------------------------------------|-------------------------------|--------------------------------|
- Circle how many you chose in each box below. Then, read the phrase to know what to cross out.
- |  |   |   |  |
|--|---|---|--|
| How many As did you circle?<br>1 A = he<br>2 As = the<br>3 As = she<br>4 As = they | How many Bs did you circle?<br>1 B = snake<br>2 Bs = pet<br>3 Bs = dog<br>4 Bs = turtle | How many Cs did you circle?<br>1 C = walks<br>2 Cs = floor<br>3 Cs = slide<br>4 Cs = runs | How many Ds did you circle?<br>1 D = bite<br>2 Ds = down<br>3 Ds = slow<br>4 Ds = fast |
|--|---|---|--|

### Clue #2: Right or Wrong?

Color each thumb in to show if you agree with each word.

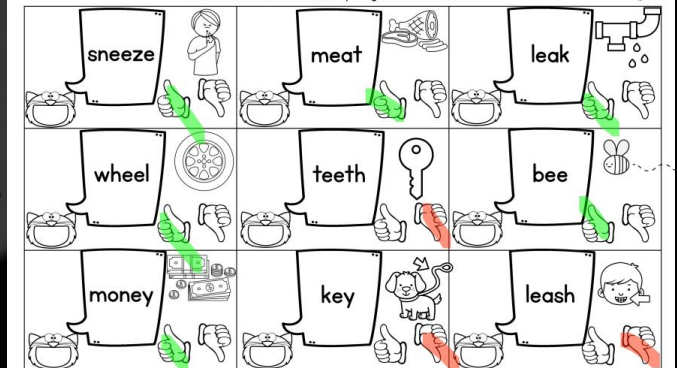


How many words were correct?

More green answers = The pet you got has no beak.  
More red answers = The pet you got has no shell.

### Clue #2: Right or Wrong?


Color each thumb in to show if you agree with each word.











How many words were correct?

More green answers = The pet you got has no beak.  
More red answers = The pet you got has no shell.

# CVC OPTION AVAILABLE











**Which Pet Did I Receive?**  
Read the facts about each animal to help you solve the clues.

<del>I have a brown tail.</del>  <b>Mouse</b>	<del>I have blue fins.</del>  <b>Fish</b>	<del>I have blue feathers.</del>  <b>Bird</b>	<del>I have green spots.</del>  <b>Snake</b>
<del>I have white ears.</del>  <b>Rabbit</b>	<del>I have brown fur.</del>  <b>Dog</b>	<del>I have white stripes.</del>  <b>Cat</b>	<b>I have a green shell.</b>  <b>Turtle</b>

Name: \_\_\_\_\_





















**Clue #1: Descrambler**  
Look at the picture. Match it to a word below. Write the letter next to each cage on each line. When the letters are unscrambled, they will make up the clue.

 <b>W</b>	 <b>N</b>	 <b>E</b>	 <b>T</b>
 <b>O</b>	 <b>H</b>	 <b>T</b>	 <b>I</b>


**Clue #2: Right or Wrong?**  
Color each thumb in to show if you agree with each word.

big	fix	hid
bin	lit	sit
fig	tub	









**Clue #3: Sorting Paw Prints**  
Color the paw prints the same color as the box they belong in. Then, find the correct key at the bottom to solve the clue!

Short A	Short E	Short I	Short O	Short U
				
				
				
				

**Clue #4: Word Hunt**



**Clue #5: Multiple Choice**  
Circle the right answer. Then read the bottom.

 A. load B. bat C. bag D. bog	 A. can B. cab C. out D. sub	 A. den B. dot C. did D. dam	 A. hen B. him C. hat D. ham
 A. hat B. hot C. hap D. hog	 A. bib B. sat C. sap D. sit	 A. fan B. fin C. fat D. fun	 A. pin B. pan C. pat D. pal

**Clue #5: Multiple Choice**  
Circle how many you chose in each box below. Then, read the phrase to know what to cross out.


How many As did you circle? 1 A = he 2 As = the 3 As = she 4 As = they	How many Bs did you circle? 1 B = snake 2 Bs = pet 3 Bs = dog 4 Bs = turtle	How many Cs did you circle? 1 C = walks 2 Cs = floor 3 Cs = slide 4 Cs = runs	How many Ds did you circle? 1 D = bite 2 Ds = down 3 Ds = slow 4 Ds = fast
--	---	---	--

Differentiate within your small groups. Same clues. Same mystery. Different focus!


There is a version of the mystery included that reviews CVC Words (Short A, E, I, O, U).



# FAST FINISHER ACTIVITY



The Detective Agency sends  
congratulations to:



Lindsay

You solved the mystery!

11/2


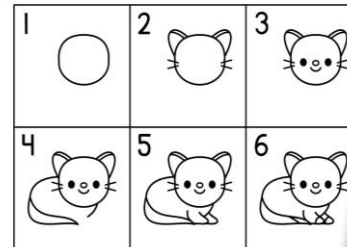
Date

AW

Presented by:

LET'S DRAW...

a cat



THE LIFETIME LEARNER

LET'S DRAW...

a dog




THE LIFETIME LEARNER

If students finish early,  
give them a  
certificate of completion  
and a directed drawing  
to complete while others  
continue working.

# PHONICS MYSTERY BENEFITS

- No Prep
- Print and Digital Versions
- 3 & 5 Clue Options
- Fun and Engaging
- Easy to Differentiate
- Encourages Critical Thinking
- Aligns with Phonics Standards
- Perfect for Review Days
- Choice between 2 versions: Long Vowel Review Mystery OR CVC Words Mystery. You can even mix/match clues to combine the 2 skills together (clues are interchangeable)!



In 1st grade, this works well as a whole group lesson or in small groups at the teacher table.

First graders will need teacher support to read & understand the clues/directions

# WHY TEACHERS LOVE THESE!

Ordinary phonics worksheets can be boring and unoriginal.

You want activities that are fun and engaging, but also rigorous and meaningful to student learning.

**PHONICS MYSTERIES ARE EXACTLY WHAT YOU'VE BEEN LOOKING FOR!**

**Clue #1: Descrambler**  
Look at the picture. Match it to a word below. Write the letter next to each cage on line. When the letters are unscrambled, they will make up the clue.

**Clue #2: Right or Wrong?**  
Color each thumb in to show if you agree with each word.

**Clue #3: Sorting Paw Prints**  
Color the paw prints the same color as the box they belong in. Then, find the correct key at the bottom to solve the clue!

**Clue #4: Word Hunt**

**Clue #5: Multiple Choice**  
Circle the right answer. Then read the bottom.

Circle how many you chose in each box below. Then, read the phrase to know what to cross out.

How many As did you circle?	How many Bs did you circle?	How many Cs did you circle?	How many Ds did you circle?
1 A = he	1 B = snake	1 C = walks	1 D = bite
2 As = the	2 Bs = pet	2 Cs = floor	2 Ds = down
3 As = she	3 Bs = dog	3 Cs = slide	3 Ds = slow
4 As = they	4 Bs = turtle	4 Cs = runs	4 Ds = fast

The Detective Agency sends congratulations to:


**Lindsay**

You solved the mystery!

**11/2** Date **SW** Presented by:


LET'S DRAW...  
a cat

1 2 3 4 5 6











LET'S DRAW...  
a dog

1 2 3 4 5 6



**Which Pet Did I Receive?**  
Read the facts about each animal to help you solve the clues.

I have a brown tail.  <b>Mouse</b>	I have blue fins.  <b>Fish</b>	I have blue feathers.  <b>Bird</b>	I have green spots.  <b>Snake</b>
I have white ears.  <b>Rabbit</b>	I have brown fur.  <b>Dog</b>	I have white stripes.  <b>Cat</b>	I have a green shell.  <b>Turtle</b>

Name: \_\_\_\_\_

**solve the mystery**



**The Case of the New Pet**



# WHAT MAKES READING MYSTERIES UNIQUE?

Reading Mysteries aren't just a copy of Math Mysteries!

They have brand-new clues, focus on reading skills, and even feature a different conclusion to the mystery.

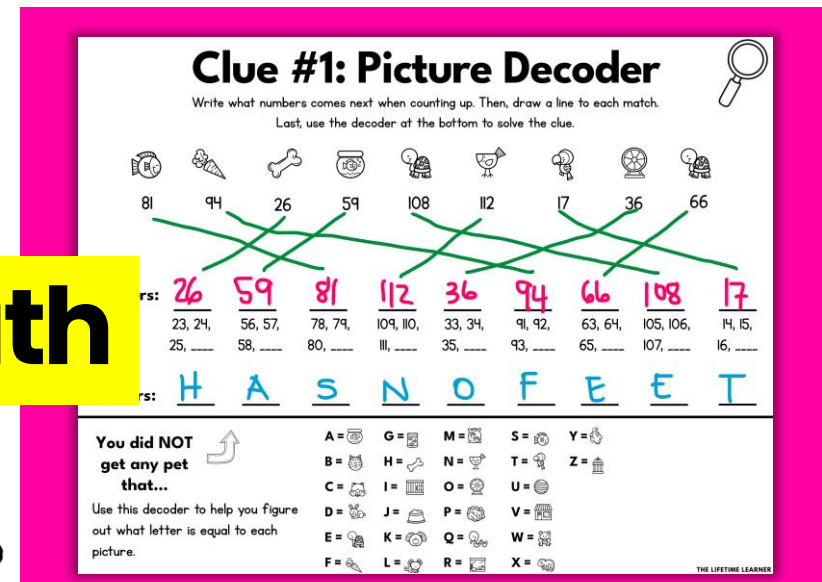
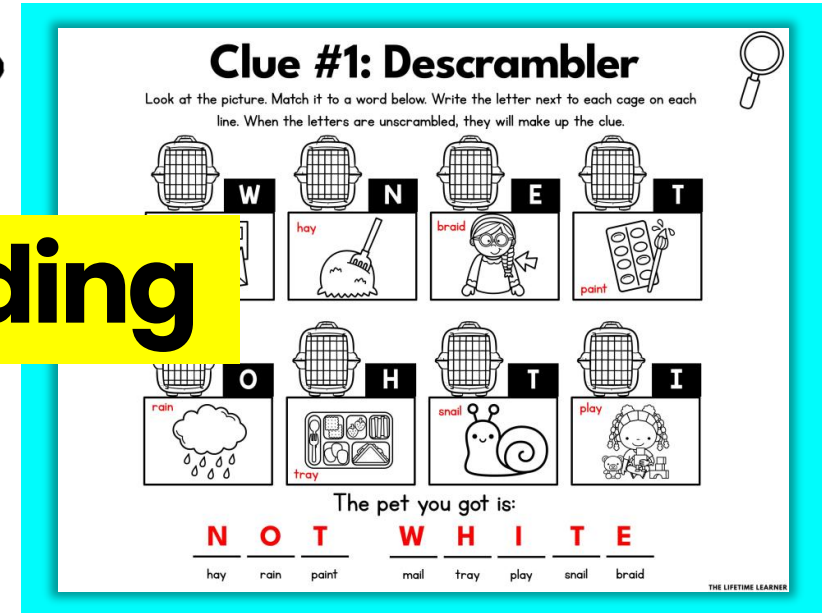
The only thing that stays the same is the list of suspects students start with!

So, if you have both, students can play during math and then again during reading for double the fun.

Reading

Example  
of Clue 1

Math



# KEEP THE FUN GOING!

## GRAB A MATH MYSTERY:

Math Mysteries aren't just a copy of reading. They come with fresh clues, unique math challenges, and a new culprit, so students are solving an entirely different case!



## MORE READING MYSTERIES:

Explore other grade levels to differentiate and keep every student engaged.



BUY A BUNDLE  
TO SAVE BIG!

