

WHAT IS THIS?

Clue #1: Error Analysis
Does the picture match the word? Put a check or an X next to each answer.

Clue #2: Rhyming Fish
Color the coral the same color as the fish they belong with.
Then, find the correct key at the bottom to solve the clue!

Clue #3: Find It!
Circle the boxes that start or end with th.
Read the words you circled from left to right like a book to solve the clue.

Clue #4: Word Hunt

Clue #5: Descrambler
Look at the picture. Match it to a word below. Write the letter next to each wave on each line. When the letters are unscrambled, they will make up the clue.

THE CASE OF THE SCUBA DIVER


What Did I See in the Ocean?
Read the facts about each animal to help you solve the clues.

| | | | |
|--|---|---|--|
| I have red fins. Pufferfish | I have yellow tentacles. Octopus | I have a blue nose. Dolphin | I have green tentacles. Jellyfish |
| I have red claws. Crab | I have a blue tail. Shark | I have a green shell. Sea Turtle | I have a yellow face. Seahorse |

Name: _____

Students complete a series of clues to figure out what sea creature you saw!


HOW TO PLAY



What Happened?

On your scuba diving trip, you had a great time exploring the sea. The problem is that you don't know which type of ocean creature you saw! Now, you need to solve some clues to figure out which animal it was. Solve the mystery so you can tell your friends about your scuba adventure.




1. Take a list of sea animals and then start solving each clue.
2. Each time you solve a clue, you will get closer to discovering which animal you saw.
3. Cross out the wrong animals each time you find out new information. Good luck!



THE LIFETIME LEARNER









Clue #1: Error Analysis

Does the picture match the word? Put a check or an X next to each answer.
Read the hint from the animal with the most correct answers.

| | | |
|--|--|---|
| <p>I have sharp claws. You did not see any sharp claws!</p>  <input checked="" type="checkbox"/> thud <input checked="" type="checkbox"/> moth <input checked="" type="checkbox"/> shin | <p>I have sharp teeth. You did not see any sharp teeth!</p>  <input checked="" type="checkbox"/> flash <input checked="" type="checkbox"/> chin <input checked="" type="checkbox"/> chest | <p>I have a green shell. You did not see a green shell.</p>  <input checked="" type="checkbox"/> stick <input checked="" type="checkbox"/> wash <input checked="" type="checkbox"/> luck |
|--|--|---|

What Did I See in the Ocean?

Read the facts about each animal to help you solve the clues.

| | | | |
|--|---|--|--|
| <p>I have red fins.</p>  Pufferfish | <p>I have yellow tentacles.</p>  Octopus | <p>I have a blue nose.</p>  Dolphin | <p>I have green tentacles.</p>  Jellyfish |
| <p>I have red claws.</p>  Crab | <p>I have a blue tail.</p>  Shark | <p>I have a green shell.</p>  Sea Turtle | <p>I have a yellow face.</p>  Seahorse |

Name: _____

THE LIFETIME LEARNER

Each time students solve a clue, it will reveal what sea creature to cross out.
When all clues are completed, the mystery of the scuba diver will be solved!

SKILL PRACTICE

- Digraphs Review
- TH Words
- SH Words
- WH Words
- CH Words
- Beginning Digraphs
- Ending Digraphs
- Rhyming Words

The image shows three overlapping worksheet cards for digraph practice. The top card is 'Clue #1: Error Analysis' with a blue border. It asks 'Does the picture match the word? Put a check or an X next to each answer.' and 'Read the hint from the animal with the most correct answers.' It features a crab with a speech bubble saying 'I have sharp claws. You did not see any sharp claws!' and three items: a thud (checked), a moth (marked with an X), and a shin (marked with an X). The middle card is 'Clue #2: Rhyming Fish' with a blue border. It asks to 'Color the coral the same color as the fish they belong with. Then, find the correct key at the bottom to solve the clue!'. It shows two fish: a green fish labeled 'Rhymes' and a red fish labeled 'Does Not Rhyme'. Below are five columns of coral blocks and a key with four options: 'Cross out any blue creatures if there are: 6 green coral, 4 red coral'; 'Cross out any green creatures if there are: 4 green coral, 6 red coral'; 'Cross out any red creatures if there are: 5 green coral, 5 red coral'; and 'Cross out any yellow creatures if there are: 7 green coral, 3 red coral'. The bottom card is 'Clue #3: Find It!' with a blue border. It asks to 'Circle the boxes that start or end with th.' and 'Read the words you circled from left to right like a book to solve the clue.' It shows a grid of words: 'thirsty', 'you', 'push', 'fins', 'math', 'did', 'not', 'sloth', 'see', 'tail', 'kick', 'face'. The words 'thirsty', 'you', 'sloth', 'see', 'tail', 'kick', and 'face' are circled.

All clues focus on reviewing digraphs!

MULTIPLE VERSIONS



Print & Digital Forms

Clue #1: Error Analysis

Does the picture match the word? Put a check or an X next to each answer.

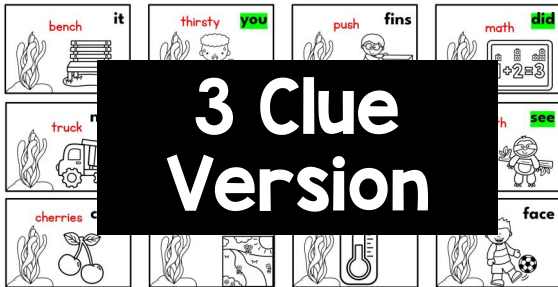
Clue #2: Rhyming Fish

Color the coral the same color as the fish they belong with. Then, find the correct key at the bottom to solve the clue!

Clue #3: Find It!

Circle the boxes that start or end with th.

Read the words you circled from left to right like a book to solve the clue.



3 Clue Version

Write the phrase on the line. Cross the wrong animals off your list.

YOU DID NOT SEE A TAIL

Clue #1: Error Analysis

Does the picture match the word? Put a check or an X next to each answer.

Clue #2: Rhyming Fish

Color the coral the same color as the fish they belong with. Then, find the correct key at the bottom to solve the clue!

Clue #3: Find It!

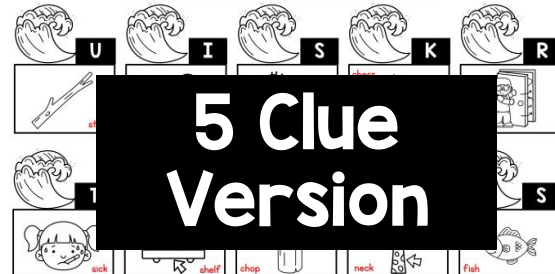
Circle the boxes that start or end with th.

Read the words you circled from left to right like a book to solve the clue.

Clue #4: Word Hunt

Clue #5: Descrambler

Look at the picture. Match it to a word below. Write the letter next to each wave on each line. When the letters are unscrambled, they will make up the clue.



5 Clue Version

This animal:

S Q U I R T S I N K

fish shelf stick neck shut sick brush whisk chop chess

Short & Long Options

CVC OPTION AVAILABLE



What Did I See in the Ocean?
Read the facts about each animal to help you solve the clues.

| | | | |
|--|---|---|--|
| I have red fins. Pufferfish | I have yellow tentacles. Octopus | I have a blue nose. Dolphin | I have green tentacles. Jellyfish |
| I have red claws. Crab | I have a blue tail. Shark | I have a green shell. Sea Turtle | I have a yellow face. Seahorse |

Name: _____

Clue #1: Error Analysis
Does the picture match the word? Put a check or an X next to each answer.
Read the hint from the animal with the most correct answers.

Clue #2: Rhyming Fish
Color the coral the same color as the fish they belong with. Then, find the correct key at the bottom to solve the clue!

Clue #3: Find It!
Circle the boxes that start or end with **n**.
Read the words you circled from left to right like a book to solve the clue.

Clue #4: Word Hunt
Cross out the following pictures:
• rat • gas • cut • beg
• set • bug • fix • job
What shark picture is left? Write that word on the line.
This animal does not make a **nest**.


Clue #5: Descrambler
Look at the picture. Match it to a word below. Write the letter next to each wave on each line. When the letters are unscrambled, they will make up the clue.

S Q U I R T S I N K
bus bit men wag lip met top sad met jet


Differentiate within your small groups. Same clues. Same mystery. Different focus!

There is a version of the mystery included that reviews CVC Words (Short A, E, I, O, U).

FAST FINISHER ACTIVITY



The Detective Agency sends
congratulations to:



Lindsay


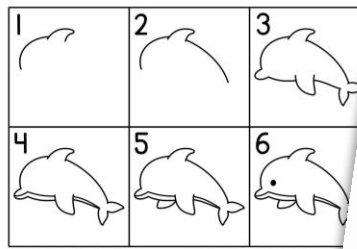
You solved the mystery!

11/2
Date

AW
Presented by:

LET'S DRAW...


a dolphin



THE LIFETIME LEARNER

LET'S DRAW...

a fish



THE LIFETIME LEARNER

If students finish early,
give them a
certificate of completion
and a directed drawing
to complete while others
continue working.

PHONICS MYSTERY BENEFITS

- No Prep
- Print and Digital Versions
- 3 & 5 Clue Options
- Fun and Engaging
- Easy to Differentiate
- Encourages Critical Thinking
- Aligns with Phonics Standards
- Perfect for Review Days
- Choice between 2 versions: Digraph Review Mystery OR CVC Words Mystery. You can even mix/match clues to combine the 2 skills together (clues are interchangeable)!



In 1st grade, this works well as a whole group lesson or in small groups at the teacher table.

First graders will need teacher support to read & understand the clues/directions

Clue #4: Word Hunt

Cross out the following pictures:

- check • chest • branch • pinch
- chick • chips • lunch • rich

This animal does not make a **nest**.

What shark picture is left? Write that word on the line.

THE LIFETIME LEARNER

WHY TEACHERS LOVE THESE!

Ordinary phonics worksheets can be boring and unoriginal.

You want activities that are fun and engaging, but also rigorous and meaningful to student learning.

PHONICS MYSTERIES ARE EXACTLY WHAT YOU'VE BEEN LOOKING FOR!

Clue #1: Error Analysis
Does the picture match the word? Put a check or an X next to each answer.
Read the hint from the animal with the most correct answers.

Clue #2: Rhyming Fish
Color the coral the same color as the fish they belong with.
Then, find the correct key at the bottom to solve the clue!

Clue #3: Find It!
Circle the boxes that start or end with **th**.
Read the words you circled from left to right like a book to solve the clue.

Clue #4: Word Hunt

Clue #5: Descrambler
Look at the picture. Match it to a word below. Write the letter next to each wave on each line. When the letters are unscrambled, they will make up the clue.


U I S K R
T Q N I S
S Q U I R T S I N K
fish shelf stick neck shut sick brush whisk chop chess

The Detective Agency sends congratulations to:

 **Lindsay**
You solved the mystery!
11/2 **SW**
Date Presented by:


LET'S DRAW...
a dolphin

1 2 3 4 5 6











LET'S DRAW...
a fish

1 2 3 4 5 6




What Did I See in the Ocean?
Read the facts about each animal to help you solve the clues.

| | | | |
|---|--|--|---|
| I have red fins.  Pufferfish | I have yellow tentacles.  Octopus | I have a blue nose.  Dolphin | I have green tentacles.  Jellyfish |
| I have red claws.  Crab | I have a blue tail.  Shark | I have a green shell.  Sea Turtle | I have a yellow face.  Seahorse |

Name: _____

solve the mystery



The Case of the Scuba Diver

WHAT MAKES READING MYSTERIES UNIQUE?

Reading Mysteries aren't just a copy of Math Mysteries!

They have brand-new clues, focus on reading skills, and even feature a different conclusion to the mystery.

The only thing that stays the same is the list of suspects students start with!

So, if you have both, students can play during math and then again during reading for double the fun.

Reading

Example
of Clue 1

Math

Clue #1: Error Analysis

Does the picture match the word? Put a check or an X next to each answer.
Read the hint from the animal with the most correct answers.

I have sharp claws.
You did not see any...

☒ thud

☒ flash

☒ chin

☒ chest

☒ stick

☒ wash

☒ luck

☒ moth

☒ shin

☒ shark

☒ sea turtle

☒ chest

☒ luck

Shark

Sea Turtle



KEEP THE FUN GOING!

GRAB A MATH MYSTERY:

Math Mysteries aren't just a copy of reading. They come with fresh clues, unique math challenges, and a new culprit, so students are solving an entirely different case!



MORE READING MYSTERIES:

Explore other grade levels to differentiate and keep every student engaged.



**BUY A BUNDLE
TO SAVE BIG!**

