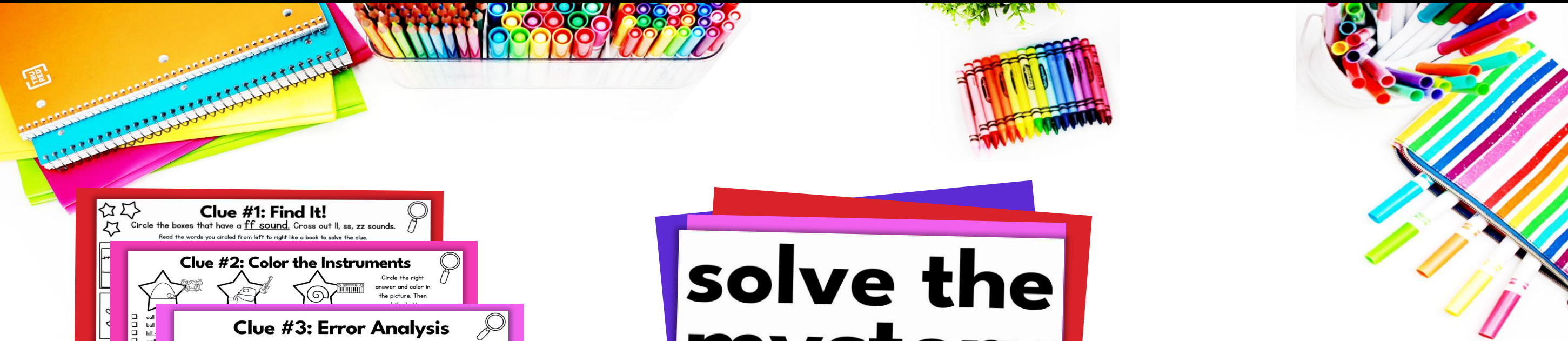



WHAT IS THIS?



solve the mystery



The Case of the Missing Instrument

THE LIFETIME LEARNER

Clue #1: Find It!
Circle the boxes that have a **ff** sound. Cross out ll, ss, zz sounds.
Read the words you circled from left to right like a book to solve the clue.

Clue #2: Color the Instruments
Circle the right answer and color in the picture. Then

Clue #3: Error Analysis
Does the picture match the word? Put a check or an X next to each answer.
Read the list from the kid with the most correct answers.

Clue #4: Word Hunt
Fill in the first letter of each word.

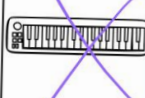

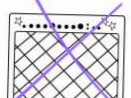



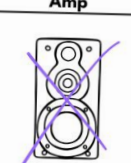

Clue #5: Descrambler
Look at the picture. Match it to a word below. Write the letter next to each star on each line. When the letters are unscrambled, they will make up the clue.

You do not have to

P L U G I T I N

gloss sniff chess fluff press roll buzz tall

What Went Missing?
Figure out what musical instrument went missing by solving each clue.

 Keyboard	 Trumpet	 Amp	 Drum Set
 Acoustic Guitar	 Electric Guitar	 Speakers	 Microphone

Name: _____

THE LIFETIME LEARNER

Students complete a series of clues to figure out what instrument is missing!


HOW TO PLAY



What Happened?

Last night, you went to a rock concert. But as the band was playing, one of their instruments suddenly went missing! Now you have to figure out which instrument disappeared based on the clues.




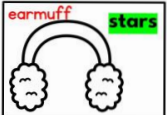


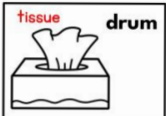


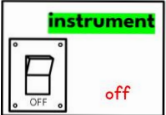


1. Take a list of instruments and then start solving each clue.
2. Each time you solve a clue, you will get closer to discovering which instrument went missing.
3. Cross out wrong instruments each time you find out new information. Good luck!



THE LIFETIME LEARNER

Clue #1: Find It!

Circle the boxes that have a **ff** sound. Cross out ll, ss, zz sounds.
Read the words you circled from left to right like a book to solve the clue.

 no cliff	 yes balloon	 amp fizzy	 earmuff stars
 play kiss	 on muffin	 tissue drum	 puff this
 hit call	 instrument off	 hands pizza	 slam floss

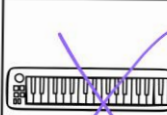

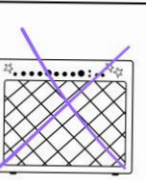


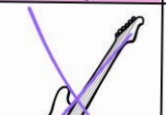
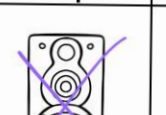

Write the phrase on the line. Cross the wrong instruments off your list.

NO STARS ON THIS INSTRUMENT

THE LIFETIME LEARNER

What Went Missing?

Figure out what musical instrument went missing by solving each clue.

 Keyboard	 Trumpet	 Amp	 Drum Set
 Acoustic Guitar	 Electric Guitar	 Speakers	 Microphone

Name: _____

THE LIFETIME LEARNER

Each time students solve a clue, it will reveal what instrument to cross out. When all clues are completed, the mystery of the missing instrument will be solved!

SKILL PRACTICE

Clue #1: Find It!
Circle the boxes that have a **ff** sound. Cross out ll, ss, zz sounds.
Read the words you circled from left to right like a book to solve the clue.

Clue #2: Color the Instruments
Circle the right answer and color in the picture. Then read the bottom.

Clue #3: Error Analysis
Does the picture match the word? Put a check or an X next to each answer. Read the hint from the kid with the most correct answers.

Clue #1: Find It! (Detailed description: A worksheet with a red border. It features a grid of words: 'no', 'yes', 'amp', 'earmuff', 'stars'. Below the grid are illustrations of a cliff, a play button, a kiss, and a hit. A magnifying glass icon is in the top right corner.

Clue #2: Color the Instruments (Detailed description: A worksheet with a pink border. It features three star-shaped boxes containing line drawings of a guitar, a piano, and a drum set. Below each box are multiple-choice options for coloring. At the bottom, there are four boxes with instructions to cross out words based on the number of instruments of a certain color in the picture. A magnifying glass icon is in the top right corner.

Clue #3: Error Analysis (Detailed description: A worksheet with a purple border. It features a speech bubble with the text 'Cross out the instruments you turn on.' Below it are illustrations of a hand holding a pencil, a kiss, and a hiss. A magnifying glass icon is in the top right corner.

- Double Consonant Review
- FF Words
- LL Words
- SS Words
- ZZ Words

All clues focus on reviewing the floss rule!

MULTIPLE VERSIONS



Print & Digital Forms

Clue #1: Find It!
Circle the boxes that have a **ff** sound. Cross out ll, ss, zz sounds.
Read the words you circled from left to right like a book to solve the clue.

Clue #2: Color the Instruments
Circle the right answer and color in.

Clue #3: Error Analysis
Does the picture match the word? Put a check or an X next to each answer.
Read the hint from the kid with the most correct answers.

3 Clue Version

grass, toss, kiss, glass, miss, hiss

Clue #1: Find It!
Circle the boxes that have a **ff** sound. Cross out ll, ss, zz sounds.
Read the words you circled from left to right like a book to solve the clue.

Clue #2: Color the Instruments
Circle the right answer and color in.

Clue #3: Error Analysis
Does the picture match the word? Put a check or an X next to each answer.

Clue #4: Word Hunt
Fill in the first letter of each word.

Clue #5: Descrambler
Look at the picture. Match it to a word below. Write the letter next to each star on each line. When the letters are unscrambled, they will make up the clue.

5 Clue Version

glass sniff chess fluff press roll buzz tall

Clue #5: Descrambler
Look at the picture. Match it to a word below. Write the letter next to each star on each line. When the letters are unscrambled, they will make up the clue.

Clue #5: Descrambler
Look at the picture. Match it to a word below. Write the letter next to each star on each line. When the letters are unscrambled, they will make up the clue.

PLUG IT
glass sniff chess fluff press roll buzz tall

Clue #5: Descrambler
Look at the picture. Match it to a word below. Write the letter next to each star on each line. When the letters are unscrambled, they will make up the clue.

Clue #5: Descrambler
Look at the picture. Match it to a word below. Write the letter next to each star on each line. When the letters are unscrambled, they will make up the clue.



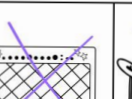
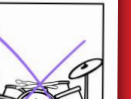


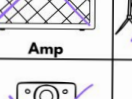
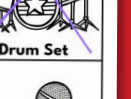
PLUG IT
glass sniff chess fluff press roll buzz tall

Short & Long Options

CVC OPTION AVAILABLE

What Went Missing?













Figure out what musical instrument went missing by solving each clue.

 Keyboard	 Trumpet	 Amp	 Drum Set
 Acoustic Guitar	 Electric Guitar	 Speakers	 Microphone

Name: _____










Clue #1: Find It!

Circle the boxes that have a "a" sound. Cross out the rest.
Read the words you circled from left to right like a book to solve the clue.

 bag	 top	 cub	 amp
 play	 can	 drum	 mop
 hit	 instrument	 hands	 fish

Clue #2: Color the Instruments

Circle the right answer and color in the picture. Then read the bottom.

 rat - color it red	 tip - color it yellow	 met - color it red
 sun - color it green	 zit - color it green	 wet - color it yellow
 set - color it blue	 pin - color it blue	 wet - color it blue

men - color it red
mad - color it yellow
mad - color it green
mat - color it blue

pin - color it red
pat - color it yellow
pat - color it green

big - color it red
jam - color it yellow
pig - color it yellow
jet - color it blue







Clue #3: Error Analysis

Does the picture match the word? Put a check or an X next to each answer.
Read the hint from the kid with the most correct answers.

Cross out the instruments you hold in your hand.



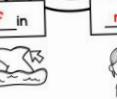





Cross out the instruments with strings.

Cross out the instruments you turn on.

 bit	 mop	 bag
 hid	 pat	 web

Clue #4: Word Hunt

Fill in the first letter of each word.

 b_ug	 _s_ip	 _f_in	 _r_ub
 _h_op	 _m_et	 _m_ap	 _j_et









What letter did you write the most? Circle it. Write word on line.

- J = drum
- M = floor
- H = box
- B = hand

It does not sit on the floor.

Clue #5: Descrambler

Look at the picture. Match it to a word below. Write the letter next to each star on each line. When the letters are unscrambled, they will make up the clue.

 hen	 pop	 pin	 rob
 map	 bun	 pen	 nut

You do not have to


P L U G I T I N

map pop pin nut bun pen oob hen


Differentiate within your small groups. Same clues. Same mystery. Different focus!

There is a version of the mystery included that reviews CVC Words (Short A, E, I, O, U).

FAST FINISHER ACTIVITY



The Detective Agency sends congratulations to:



Lindsay

You solved the mystery!

11/2

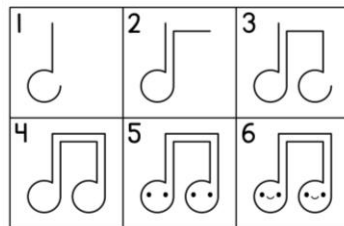
Date

AW

Presented by:

LET'S DRAW...


a note



THE LIFETIME LEARNER

LET'S DRAW...

a tambourine



THE LIFETIME LEARNER

If students finish early, give them a certificate of completion and a directed drawing to complete while others continue working.

PHONICS MYSTERY BENEFITS



- No Prep
- Print and Digital Versions
- 3 & 5 Clue Options
- Fun and Engaging
- Easy to Differentiate
- Encourages Critical Thinking
- Aligns with Phonics Standards
- Perfect for Review Days
- Choice between 2 versions: Floss Rule Mystery OR CVC Words Mystery. You can even mix/match clues to combine the 2 skills together (clues are interchangeable)!

Clue #4: Word Hunt
Fill in the first letter of each word.

 f_rizz	 p_uzzle	 s_izzle	 b_uzz
 f_izz	 f_uzz	 p_izza	 d_izzy

What letter did you write the most? Circle it. Write word on line.

• P = drum	• D = box
• F = floor	• B = hand

It does not sit on the **floor**.

THE LIFETIME LEARNER

In 1st grade, this works well as a whole group lesson or in small groups at the teacher table.

First graders will need teacher support to read & understand the clues/directions

WHY TEACHERS LOVE THESE!

Ordinary phonics worksheets can be boring and unoriginal.

You want activities that are fun and engaging, but also rigorous and meaningful to student learning.

PHONICS MYSTERIES ARE EXACTLY WHAT YOU'VE BEEN LOOKING FOR!









Clue #1: Find It!
Circle the boxes that have a **ff** sound. Cross out ll, ss, zz sounds.
Read the words you circled from left to right like a book to solve the clue.

Clue #2: Color the Instruments
Circle the right answer and color in the picture. Then read the bottom.

Clue #3: Error Analysis
Does the picture match the word? Put a check or an X next to each answer.
Read the hint from the kid with the most correct answers.

Clue #4: Word Hunt
Fill in the first letter of each word.

Clue #5: Descrambler
Look at the picture. Match it to a word below. Write the letter next to each star on each line. When the letters are unscrambled, they will make up the clue.

 tall	 sniff	 chess	 buzz
 glass	 press	 roll	 fluff

You do not have to

P L U G I T I N
glass sniff chess fluff press roll buzz tall

The Detective Agency sends congratulations to:

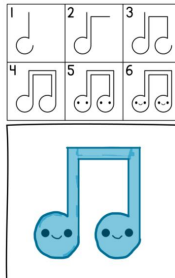
Lindsay

You solved the mystery!


11/2 **AW**

Date Presented by:

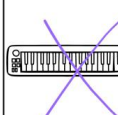

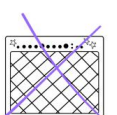

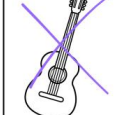

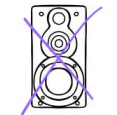

LET'S DRAW...
a note



LET'S DRAW...
a tambourine




What Went Missing?
Figure out what musical instrument went missing by solving each clue.

 Keyboard	 Trumpet	 Amp	 Drum Set
 Acoustic Guitar	 Electric Guitar	 Speakers	 Microphone

Name:

solve the mystery



The Case of the Missing Instrument

WHAT MAKES READING MYSTERIES UNIQUE?

Reading Mysteries aren't just a copy of Math Mysteries!

They have brand-new clues, focus on reading skills, and even feature a different conclusion to the mystery.

The only thing that stays the same is the list of suspects students start with!

So, if you have both, students can play during math and then again during reading for double the fun.

Reading

Clue #1: Find It!
Circle the boxes that have a ff sound. Cross out ll, ss, zz sounds.
Read the words you circled from left to right like a book to solve the clue.

no	yes balloon	amp fizzy	earmuff stars
on muffin	tissue drum	puff this	
hit call	instrument off	hands pizza	slam floss

Write the phrase on the line. Cross the wrong instruments off your list.
NO STARS ON THIS INSTRUMENT

Example of Clue 1

Math

Clue #1: Picture Decoder
Write the answer on each line. Then, draw a line to each match.
Last, use the decoder at the bottom to solve the clue.

--	--	--	--	--	--

Answers:

Answers: G U I T A R

The missing instrument is not a...

Use this decoder to help you figure out what letter is equal to each picture.

A =	G =	M =	S =	Y =
B =	H =	N =	T =	Z =
C =	I =	O =	U =	
D =	J =	P =	V =	
E =	K =	Q =	W =	
F =	L =	R =	X =	

KEEP THE FUN GOING!

GRAB A MATH MYSTERY:

Math Mysteries aren't just a copy of reading. They come with fresh clues, unique math challenges, and a new culprit, so students are solving an entirely different case!



MORE READING MYSTERIES:

Explore other grade levels to differentiate and keep every student engaged.



BUY A BUNDLE
TO SAVE BIG!

