


WHAT IS THIS?



Clue #1 Safari Photos
Color the snapshots the same color as the camera they belong with. Then, find the correct key at the bottom to solve the clue!

Clue #2: Right or Wrong
Does the picture match the word? Color the thumb in to show if you agree.

Clue #3: Descrambler
Look at the picture. Match it to a word below. Write the letter next to each jeep on each line. When the letters are unscrambled, they will make up the clue.

Clue #4: Word Hunt
Fill in the first letter of each word.

Clue #5: Multiple Choice
Tell what word each picture shows. Circle the right answer. Then read the bottom.

Circle how many you chose in each box below. Then, read the phrase to know what to cross out.

How many As did you circle?	How many Bs did you circle?	How many Cs did you circle?	How many Ds did you circle?
1 A = animal	1 B = is	1 C = four	1 D = skin
2 As = has	2 Bs = bit	2 Cs = a	2 Ds = reptile
3 As = swim	3 Bs = not	3 Cs = the	3 Ds = black
4 As = water	4 Bs = likes	4 Cs = is	4 Ds = green

solve the mystery

The Case of the Safari Adventure

THE LIFETIME LEARNER

Where is the Safari Group?


Solve the clues to figure out where the safari group is currently located.

Meerkat	Tiger	Crocodile	Elephant
I have gray whiskers.	I have black stripes.	I have green scales.	I have gray skin.
I have brown spots.	I have yellow fur.	I have brown fur.	I have black stripes.
Giraffe	Lion	Chimp	Zebra

Name: _____

Students complete a series of clues to figure out where the safari group is!

HOW TO PLAY



What Happened?

On the day of your safari, you woke up to find your safari group missing! You need to figure out which animal they are with. Help figure out where your safari group is by solving clues and finding the right animal.

1. Take a list of safari animals and then start solving each clue.
2. Each time you solve a clue, you will get closer to discovering which animal your safari group is with.
3. Cross out wrong animals each time you find out new information. Good luck!



THE LIFETIME LEARNER

Clue #1 Safari Photos

Color the snapshots the same color as the camera they belong with. Then, find the correct key at the bottom to solve the clue!

red bl-	green cl-	yellow fl-	blue pl-
blueberries	flamingo	plane	claw
flower	clothes	flat	blanket
cloud			

They are not by an animal with a long neck if:

- 2 red
- 3 green
- 3 yellow
- 2 blue

They are not by an animal with a green tail if:

- 2 red
- 3 green
- 2 yellow
- 3 blue

They are not by an animal with a big trunk if:

- 3 red
- 3 green
- 2 yellow
- 2 blue

They are not by an animal with a banana if:

- 2 red
- 2 green
- 3 yellow
- 3 blue

THE LIFETIME LEARNER

Where is the Safari Group?

Solve the clues to figure out where the safari group is currently located.

 I have gray whiskers. Meerkat	 I have black stripes. Tiger	 I have green scales. Crocodile	 I have gray skin. Elephant
 I have brown spots. Giraffe	 I have yellow fur. Lion	 I have brown fur. Chimp	 I have black stripes. Zebra

Name: _____

THE LIFETIME LEARNER

Each time students solve a clue, it will reveal what animals to cross out.
When all clues are completed, the mystery of the safari group will be solved!

SKILL PRACTICE

Clue #1 Safari Photos

Color the snapshots the same color as the camera they belong with. Then, find the correct key at the bottom to solve the clue!

red bl-
blue

blueberries
flamingo
flower
clothes

They are not by an animal with a long neck if:

- 2 red
- 3 green
- 3 yellow
- 2 blue

2 red
3 green
2 yellow
3 blue

Clue #2: Right or Wrong

Does the picture match the word? Color the thumb in to show if you agree.

brick	trash	branch
trap	crack	crash
drum	drink	trunk

In each box, color a thumbs up or a thumbs down to show if the picture is correct.

How many pictures were correct?

1 Correct = Cross out trunks.
2 Correct = Cross out fur.
3 Correct = Cross out spots.
4 Correct = Cross out skin.

5 Correct = Cross out stripes.
6 Correct = Cross out cats.
7 Correct = Cross out short tails.
8 Correct = Cross out long tails.

Clue #3: Descrambler

Match the picture to a word below. Write the letter next to each jeep on each line. When the letters are unscrambled, they will make up the clue.


R O
I T
R A Y

skin skunk sled

- Beginning Blends Review
- L Blends
- R Blends
- S Blends

All clues focus on reviewing LRS Blends!

MULTIPLE VERSIONS



Print & Digital Forms

Clue #1 Safari Photos
Color the snapshots the same color as the camera they belong with. Then, find the correct key at the bottom to solve the clue!

Clue #2: Right or Wrong
Does the picture match the word? Color the thumb in to show if you agree.

Clue #3: Descrambler
Look at the picture. Match it to a word below. Write the letter next to each jeep on each line. When the letters are unscrambled, they will make up the clue.

3 Clue Version

The animal they are near:

I S N O T G R A Y

stump slp swim stop spin stick skin skunk sled

Clue #1 Safari Photos
Color the snapshots the same color as the camera they belong with. Then, find the correct key at the bottom to solve the clue!

Clue #2: Right or Wrong
Does the picture match the word? Color the thumb in to show if you agree.

Clue #3: Descrambler
Look at the picture. Match it to a word below. Write the letter next to each jeep on each line. When the letters are unscrambled, they will make up the clue.

Clue #4: Word Hunt
Fill in the first letter of each word.

Clue #5: Multiple Choice
Tell what word each picture shows. Circle the right answer. Then read the bottom.

5 Clue Version

Circle how many you chose in each box below. Then, read the phrase to know what to cross out.

How many As did you circle?
1 A = animal
2 As = has
3 As = swim
4 As = water

How many Bs did you circle?
1 B = is
2 Bs = bit
3 Bs = not
4 Bs = likes

How many Cs did you circle?
1 C = four
2 Cs = a
3 Cs = the
4 Cs = is

How many Ds did you circle?
1 D = skin
2 Ds = reptile
3 Ds = black
4 Ds = green

Clue #2: Right or Wrong
Does the picture match the word? Color the thumb in to show if you agree.

brick	trash	branch
trap	crack	crash
drum	drink	

In each box, color a thumbs up or a thumbs down to show if the picture is correct.

How many pictures were correct?

1 Correct = Cross out trunks.
2 Correct = Cross out fur.
3 Correct = Cross out spots.
4 Correct = Cross out skin.

5 Correct = Cross out stripes.
6 Correct = Cross out cats.
7 Correct = Cross out short tails.
8 Correct = Cross out long tails.

Clue #2: Right or Wrong
Does the picture match the word? Color the thumb in to show if you agree.

brick	trash	branch
trap	crack	crash
drum	drink	trunk

In each box, color a thumbs up or a thumbs down to show if the picture is correct.


How many pictures were correct?

1 Correct = Cross out trunks.
2 Correct = Cross out fur.
3 Correct = Cross out spots.
4 Correct = Cross out skin.

5 Correct = Cross out stripes.
6 Correct = Cross out cats.
7 Correct = Cross out short tails.
8 Correct = Cross out long tails.

Short & Long Options

CVC OPTION AVAILABLE



Where is the Safari Group?
Solve the clues to figure out where the safari group is currently located.

I have gray whiskers. Meerkat	I have black stripes. Tiger	I have green scales. Crocodile	I have gray skin. Elephant
I have brown spots. Giraffe	I have yellow fur. Lion	I have brown fur. Chimp	I have black stripes. Zebra

Name: _____

Clue #1 Safari Photos
Color the snapshots the same color as the camera they belong with. Then, find the correct key at the bottom to solve the mystery.

red -ot	green -op	yellow -od
dot	pod	not
red	green	yellow

Key:
1. red
2. green
3. yellow
4. blue

Clue #2: Right or Wrong
Does the picture match the word? Color the thumb up if you agree.

rug	tub	bug
cub	gum	hug
rub	tug	pup

Clue #3: Descrambler
Look at the picture. Match it to a word below. Write the letter next to each jeep on each line. When the letters are unscrambled, they will make up the clue.

	S		A		R		O
	G		N		Y		I
	T		H		A		Y

ham rat

Clue #4: Word Hunt
Fill in the first letter of each word.

W eb

J et

g em

b ed

d en

w et

h en

p et

The animal does not have a **snack**.

What letter did you write the most? Circle it. Write word on line.

- p = skin
- g = spot
- w = snack
- j = stripe

Clue #5: Multiple Choice
Tell what word each picture shows. Circle the right answer. Then read the bottom.



	A. rip B. dip C. lip D. zip		A. tip B. lap C. lip D. sip		A. fun B. fin C. fan D. fit		A. bob B. rib C. bin D. big
	A. bit B. fit C. kit D. bit		A. pin B. fin C. bin D. win		A. win B. pin C. fin D. tin		A. sat B. sit C. fix D. mix

Circle how many you chose in each box below. Then, read the phrase to know what to cross out.

How many As did you circle? 1 A = animal 2 As = has 3 As = swim 4 As = water	How many Bs did you circle? 1 B = is 2 Bs = bit 3 Bs = not 4 Bs = likes	How many Cs did you circle? 1 C = four 2 Cs = a 3 Cs = the 4 Cs = is	How many Ds did you circle? 1 D = skin 2 Ds = reptile 3 Ds = black 4 Ds = green
--	---	--	---


Differentiate within your small groups. Same clues. Same mystery. Different focus!
There is a version of the mystery included that reviews CVC Words (Short A, E, I, O, U).

FAST FINISHER ACTIVITY

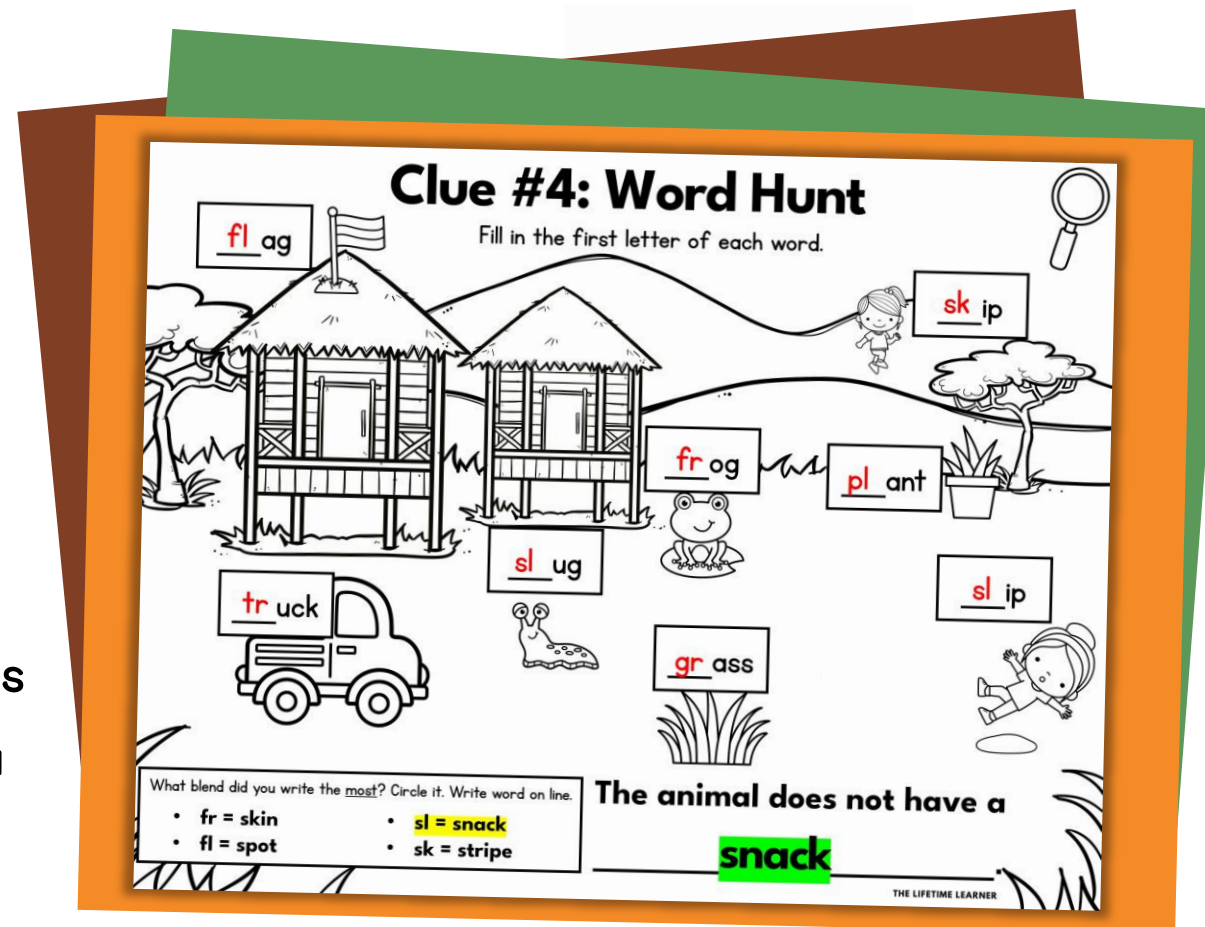


If students finish early,
give them a
certificate of completion
and a directed drawing
to complete while others
continue working.

PHONICS MYSTERY BENEFITS



- No Prep
- Print and Digital Versions
- 3 & 5 Clue Options
- Fun and Engaging
- Easy to Differentiate
- Encourages Critical Thinking
- Aligns with Phonics Standards
- Perfect for Review Days
- Choice between 2 versions: LRS Blends Mystery OR CVC Words Mystery. You can even mix/match clues to combine the 2 skills together (clues are interchangeable)!



In 1st grade, this works well as a whole group lesson or in small groups at the teacher table.

First graders will need teacher support to read & understand the clues/directions

WHY TEACHERS LOVE THESE!

Ordinary phonics worksheets can be boring and unoriginal.

You want activities that are fun and engaging, but also rigorous and meaningful to student learning.

PHONICS MYSTERIES ARE EXACTLY WHAT YOU'VE BEEN LOOKING FOR!

Clue #1 Safari Photos
Color the snapshots the same color as the camera they belong with. Then, find the correct key at the bottom to solve the clue!

Clue #2: Right or Wrong
Does the picture match the word? Color the thumb in to show if you agree.

brick trash branch

Clue #3: Descrambler
Look at the picture. Match it to a word below. Write the letter next to each jeep on each line. When the letters are unscrambled, they will make up the clue.

Clue #4: Word Hunt
Fill in the first letter of each word.

Clue #5: Multiple Choice
Tell what word each picture shows. Circle the right answer. Then read the bottom.

How many As did you circle?
1 A = animal
2 As = has
3 As = swim
4 As = water

How many Bs did you circle?
1 B = is
2 Bs = hit
3 Bs = not
4 Bs = likes

How many Cs did you circle?
1 C = four
2 Cs = a
3 Cs = the
4 Cs = is

How many Ds did you circle?
1 D = skin
2 Ds = reptile
3 Ds = black
4 Ds = green

The Detective Agency sends congratulations to:


Lindsay

You solved the mystery!

11/2 Date Presented by: **SW**


LET'S DRAW...
a monkey

1 2 3 4 5 6



LET'S DRAW...
a zebra

1 2 3 4 5 6



Where is the Safari Group?
Solve the clues to figure out where the safari group is currently located.

Meerkat **Tiger** **Crocodile** **Elephant**

Giraffe **Lion** **Chimp** **Zebra**

Name: _____

solve the mystery



The Case of the Safari Adventure

WHAT MAKES READING MYSTERIES UNIQUE?

Reading Mysteries aren't just a copy of Math Mysteries!

They have brand-new clues, focus on reading skills, and even feature a different conclusion to the mystery.

The only thing that stays the same is the list of suspects students start with!

So, if you have both, students can play during math and then again during reading for double the fun.

Reading

Example
of Clue 1

Math

Clue #1 Safari Photos

Color the snapshots the same color as the camera they belong with. Then, find the correct key at the bottom to solve the clue!

Camera	Snapshot
red bl-	lamingo
green cl-	plane
yellow fl-	claw
blue pl-	plant
	flower
	clothes
	flat
	blanket
	cloud

Clue
They are not by an animal with a long neck if: • 2 red • 3 green • 3 yellow • 2 blue
They are not by an animal with a green tail if: • 2 red • 3 green • 2 yellow • 3 blue
They are not by an animal with a big trunk if: • 3 red • 3 green • 2 yellow • 2 blue
They are not by an animal with a banana if: • 2 red • 2 green • 3 yellow • 3 blue

Clue #1: Picture Decoder

All the answers below are wrong. Find a match for each false equation to show the correct answer. Last, use the decoder at the bottom to solve the clue.

Equation	Number
$18 + 2 = 19$	20
$7 + 7 = 77$	14
$4 + 9 = 14$	13
$5 + 6 = 12$	11
$1 + 3 = 13$	4
$2 + 7 = 10$	9
$12 + 4 = 18$	16
$7 + 11 = 17$	18
$5 + 10 = 51$	15

N O S T R I P E S

The animal your group is with has:

Use this decoder to help you figure out what letter is equal to each picture.

Letter	Picture
A	Ant
B	Bear
C	Cat
D	Dog
E	Eagle
F	Fish
G	Giraffe
H	Horse
I	Iguana
J	Jellyfish
K	Kangaroo
L	Lion
M	Moose
N	Narwhal
O	Owl
P	Penguin
Q	Quail
R	Rabbit
S	Snake
T	Turtle
U	Unicorn
V	Vulture
W	Whale
X	X-ray
Y	Yak
Z	Zebra

KEEP THE FUN GOING!

GRAB A MATH MYSTERY:

Math Mysteries aren't just a copy of reading. They come with fresh clues, unique math challenges, and a new culprit, so students are solving an entirely different case!



MORE READING MYSTERIES:

Explore other grade levels to differentiate and keep every student engaged.



**BUY A BUNDLE
TO SAVE BIG!**

