


WHAT IS THIS?



Clue #1: Descrambler
Put the correct letter on top of each matching answer at the bottom.
When the letters are unscrambled, they will make up the clue.

Clue #2: Right or Wrong?
Color in each thumb to show if each uppercase letter pair is the same or different.

Clue #3: Descrambler
What letter does each word start with?
Write the answers on the blanks at the bottom.









Clue #4: Find It!
Circle the boxes that have a middle sound of "a".
Read the words you circled from left to right like a book to solve the clue.

Clue #5: Multiple Choice
Find the rhyming pair shown in each pair. Circle the right answer. Then read the bottom.

solve the mystery

The Case of the Missing Pencil


The Suspect List

As you solve each clue, cross out the kids who did not commit the crime. The kid left at the end is the culprit.			
 I'm wearing yellow pants. Zara	 I'm wearing a red shirt. Lexi	 I'm wearing a green shirt. Asher	 I have red shoes. Destiny
 I'm wearing blue shoes. Eli	 I'm wearing a green hair tie. Camila	 I have yellow pants. Darius	 I have a blue bow. Nora

Name: _____

Students complete a series of clues to figure out who took the missing pencil!

HOW TO PLAY



What Happened?

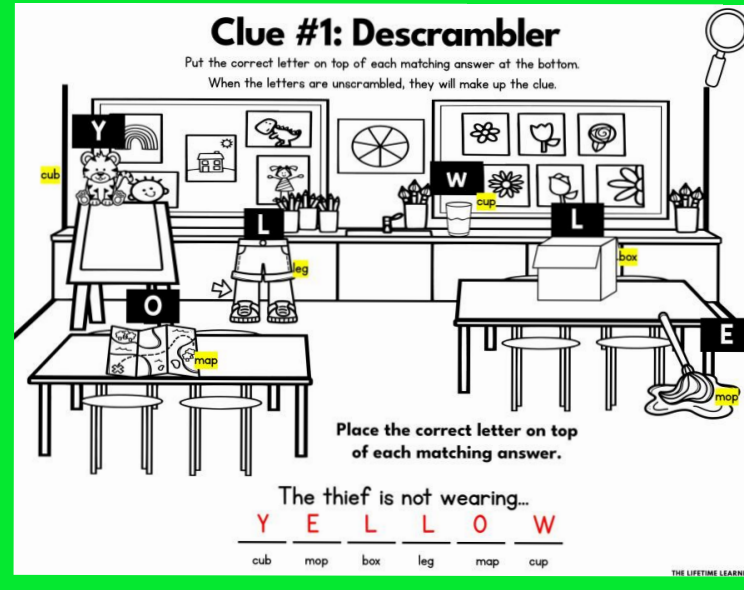
Oh no! You brought your new pencil to school today but it went missing while you were at recess. It's your job to find out who took the missing pencil.

1. Take a suspect list and then start solving each clue.
2. Each time you solve a clue, you will get closer to discovering who the culprit (thief) is!
3. Cross out wrong suspects each time you find out new information. Good luck!




Clue #1: Descrambler

Put the correct letter on top of each matching answer at the bottom.
When the letters are unscrambled, they will make up the clue.



The Suspect List

As you solve each clue, cross out the kids who did not commit the crime. The kid left at the end is the culprit.



Each time students solve a clue, it will reveal which suspects to cross off.
When all clues are completed, the mystery of the missing pencil will be solved!


SKILL PRACTICE

- Kindergarten Phonics Review
- CVC Words
- Uppercase & Lowercase Letters
- Letter Sounds
- Medial Sounds
- Rhyming Words



All clues focus on reviewing kindergarten phonics skills!

MULTIPLE VERSIONS



Print & Digital Forms

Clue #1: Descrambler
Put the correct letter on top of each matching answer at the bottom. When the letters are unscrambled, they will make up the clue.

Clue #2: Right or Wrong?
Color in each thumb to show if each uppercase and lowercase letter pair is the same or different.

Clue #3: Descrambler
What letter does each word start with? Write the answers on the blanks at the bottom.

3 Clue Version

The thief does:

N O T H A V E A B O W

1 2 3 4 5 6 7 8 9 10 11

Clue #1: Descrambler
Put the correct letter on top of each matching answer at the bottom. When the letters are unscrambled, they will make up the clue.

Clue #2: Right or Wrong?
Color in each thumb to show if each uppercase and lowercase letter pair is the same or different.

Clue #3: Descrambler
What letter does each word start with? Write the answers on the blanks at the bottom.

Clue #4: Find It!
Circle the boxes that have a middle sound of "a".
Read the words you circled from left to right like a book to solve the clue.

Clue #5: Multiple Choice
Find the rhyming pair shown in each pair. Circle the right answer. Then read the bottom.

5 Clue Version

Circle how many you chose in each box below. Then, read the phrase for a hint about the thief.




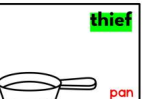

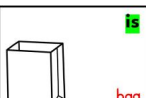





How many As did you circle?
1 A = They
2 As = She
3 As = He
4 As = It

How many Bs did you circle?
1 B = no
2 Bs = have
3 Bs = is
4 Bs = can

How many Cs did you circle?
1 C = bag
2 Cs = big
3 Cs = a
4 Cs = the

How many Ds did you circle?
1 D = hot.
2 Ds = ponytail.
3 Ds = blue.
4 Ds = shoes.

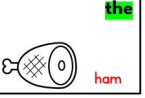





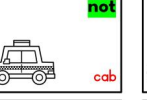





Clue #4: Find It!
Circle the boxes that have a middle sound of "a".
Read the words you circled from left to right like a book to solve the clue.

 the ham	 girl pig	 boy hop	 thief pan
 stand bug	 is bag	 not cab	 sitting
 pants dig	 down sad	 green web	

Write the phrase on the line. Cross the wrong people off your list.

THE THIEF IS NOT SITTING DOWN

Clue #4: Find It!
Circle the boxes that have a middle sound of "a".
Read the words you circled from left to right like a book to solve the clue.

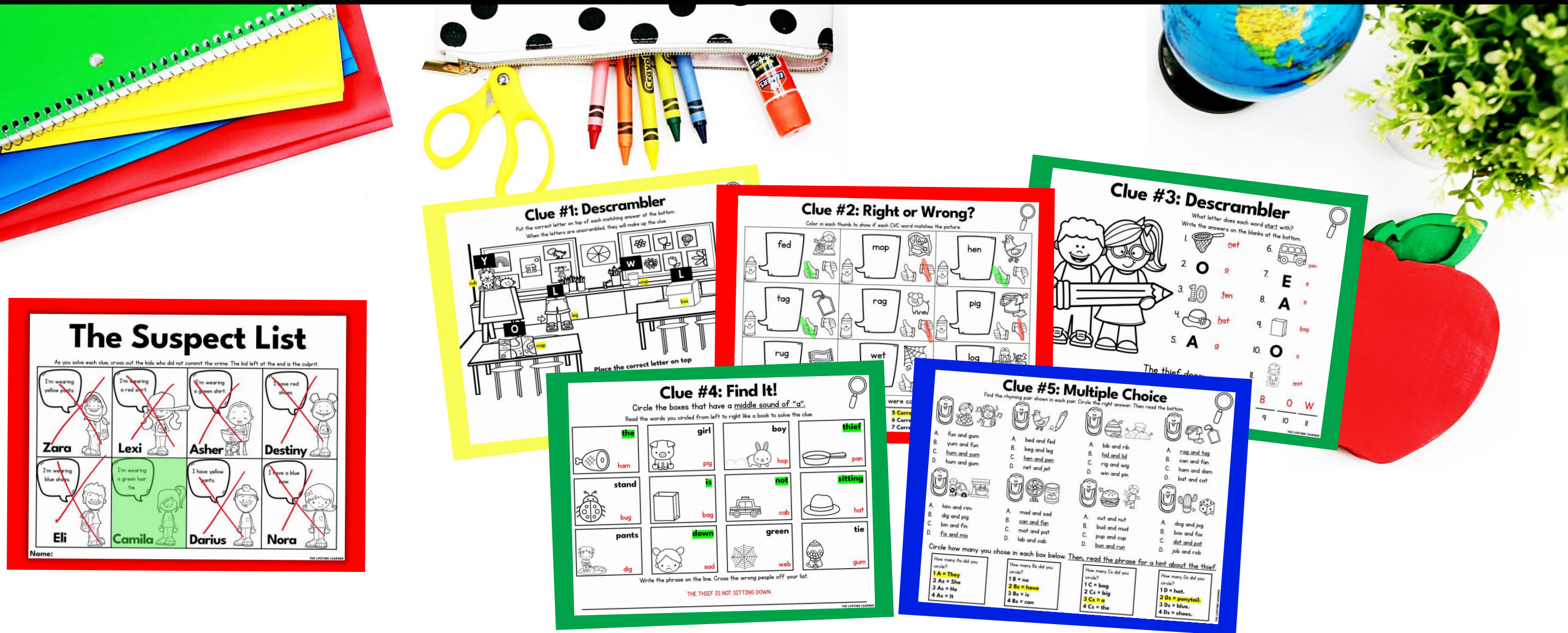
 the ham	 girl pig	 boy hop	 thief pan
 stand bug	 is bag	 not cab	 sitting hat
 pants dig	 down sad	 green web	 tie gum

Write the phrase on the line. Cross the wrong people off your list.

THE THIEF IS NOT SITTING DOWN

Short & Long Options


CVC OPTION AVAILABLE



Differentiate within your small groups. Same clues. Same mystery. Different focus!


There is a version of the mystery included that reviews CVC Words (Short A, E, I, O, U).

FAST FINISHER ACTIVITY



If students finish early,
give them a
certificate of completion
and a directed drawing
to complete while others
continue working.







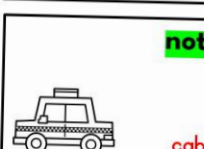





PHONICS MYSTERY BENEFITS



- No Prep
- Print and Digital Versions
- 3 & 5 Clue Options
- Fun and Engaging
- Easy to Differentiate
- Encourages Critical Thinking
- Aligns with Phonics Standards
- Perfect for Review Days
- Choice between 2 versions: Phonics Review Mystery OR CVC Words Mystery. You can even mix/match clues to combine the 2 skills together (clues are interchangeable)!

Clue #4: Find It!

Circle the boxes that have a middle sound of "a".
Read the words you circled from left to right like a book to solve the clue.

 the ham	 girl pig	 boy hop	 thief pan
 stand bug	 is bag	 not cab	 sitting hat
 pants dig	 down sad	 green web	 tie gum

Write the phrase on the line. Cross the wrong people off your list.

THE THIEF IS NOT SITTING DOWN

THE LIFETIME LEARNER

In 1st grade, this works well as a whole group lesson or in small groups at the teacher table.

First graders will need teacher support to read & understand the clues/directions

WHY TEACHERS LOVE THESE!

Ordinary phonics worksheets can be boring and unoriginal.

You want activities that are fun and engaging, but also rigorous and meaningful to student learning.

PHONICS MYSTERIES ARE EXACTLY WHAT YOU'VE BEEN LOOKING FOR!

Clue #1: Descrambler
Put the correct letter on top of each matching answer at the bottom.

Clue #2: Right or Wrong?
Color in each thumb to show if each CVC word matches the picture.

Clue #3: Descrambler
What letter does each word start with?
Write the answers on the blanks at the bottom.

Clue #4: Find It!
Circle the boxes that have a middle sound of "a".
Read the words you circled from left to right like a book to solve the clue.

Clue #5: Multiple Choice
Find the rhyming pair shown in each pair. Circle the right answer. Then read the bottom.

Circle how many you chose in each box below. Then read the phrase for a hint about the thief.

How many As did you circle?
1 A = They
2 As = She
3 As = He
4 As = It

How many Bs did you circle?
1 B = no
2 Bs = have
3 Bs = is
4 Bs = can

How many Cs did you circle?
1 C = bag
2 Cs = big
3 Cs = a
4 Cs = the

How many Ds did you circle?
1 D = hat.
2 Ds = ponytail.
3 Ds = blue.
4 Ds = shoes.

The Detective Agency sends congratulations to:

Lindsay

You solved the mystery!

11/2 Date Presented by: AW

LET'S DRAW...
an apple

LET'S DRAW...
an acorn

The Suspect List

As you solve each clue, cross out the kids who did not commit the crime. The kid left at the end is the culprit.

Zara: I'm wearing yellow pants.
Lexi: I'm wearing a red shirt.
Asher: I'm wearing a green shirt.
Destiny: I have red shoes.

Eli: I'm wearing blue shoes.
Camila: I'm wearing a green hair tie.
Darius: I have yellow pants.
Nora: I have a blue bow.

Name: _____

solve the mystery

The Case of the Missing Pencil

WHAT MAKES READING MYSTERIES UNIQUE?



Reading Mysteries aren't just a copy of Math Mysteries!

They have brand-new clues, focus on reading skills, and even feature a different conclusion to the mystery.

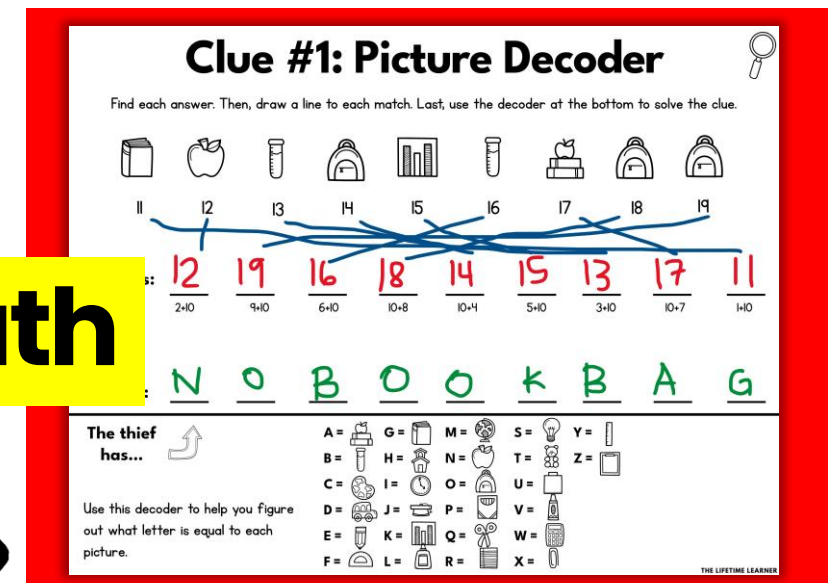
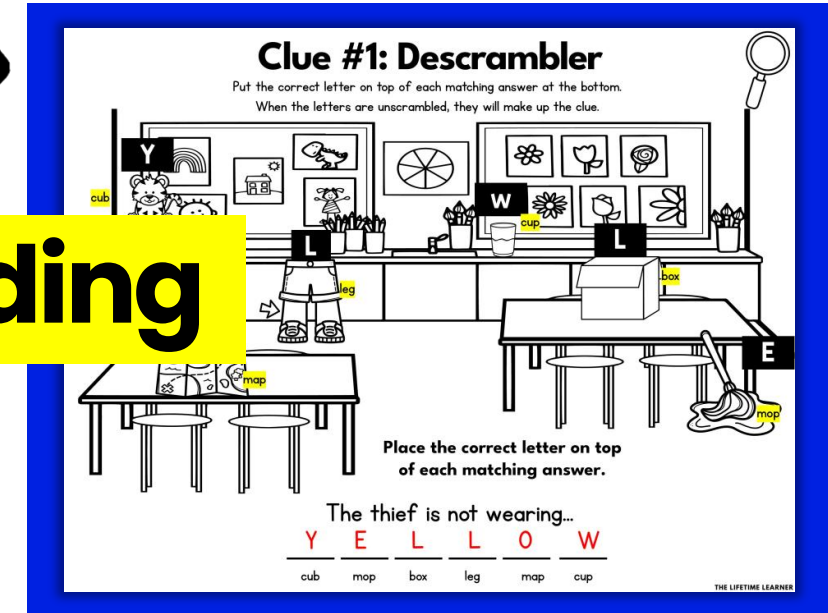
The only thing that stays the same is the list of suspects students start with!

So, if you have both, students can play during math and then again during reading for double the fun.

Reading

Example
of Clue 1

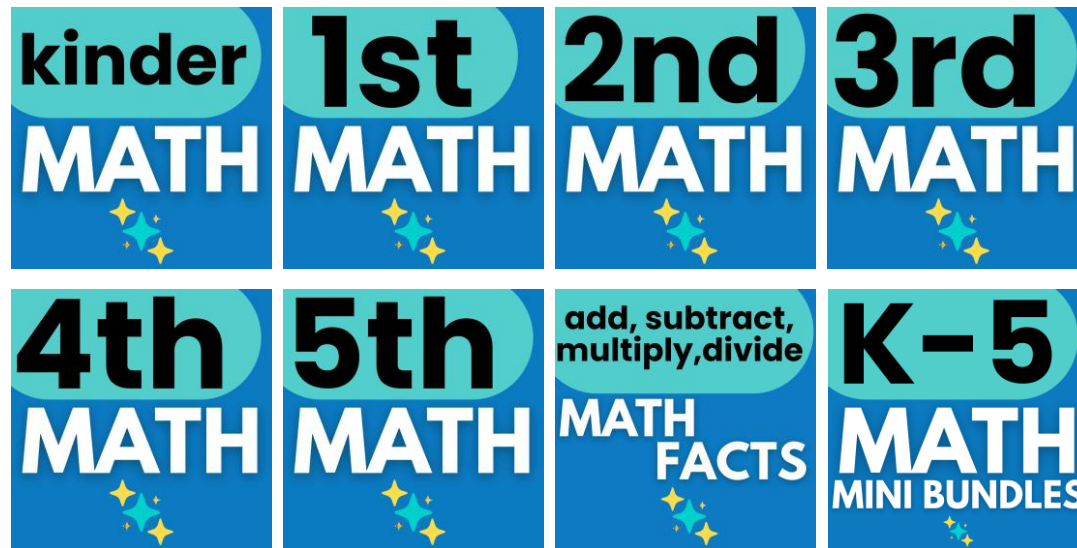
Math



KEEP THE FUN GOING!

GRAB A MATH MYSTERY:

Math Mysteries aren't just a copy of reading. They come with fresh clues, unique math challenges, and a new culprit, so students are solving an entirely different case!



MORE READING MYSTERIES:

Explore other grade levels to differentiate and keep every student engaged.



**BUY A BUNDLE
TO SAVE BIG!**

