


# WHAT IS THIS?



**Clue #1: Find It!**  
Circle the boxes that have a Y sounds like I sound.  
Read the words you circled from left to right like a book to solve the clue.

**Clue #2: Right or Wrong?**  
Color each thumb in to show if you agree with each word. Color it green for yes. Color it red for no.

**Clue #3: Sports Shirts**  
Color the shirts the same color as the whistle they go with. Then, find the correct key at the bottom to solve the clue!

**Clue #4: Word Hunt**  
Circle all the rhyming pairs.

**Clue #5: Descrambler**  
Look at the picture. Match it to a word below. Write the letter next to each goal post on each line. When the letters are unscrambled, they will make up the clue.

There is a sport if:  
• 2 yellow  
• 3 red shirts  
• 3 green  
• 2 blue shirts

How many  
• 5 = feet  
• 6 = hands

The trophy is  
**N E A R A H O O P**  
fly light thigh sight night high sigh bright fight

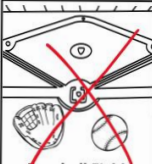


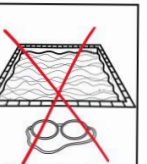

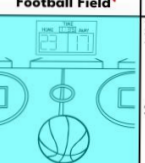


**solve the  
mystery**



**The Case of the Missing Trophy**

THE LIFETIME LEARNER

**Where is the Trophy?**  
Solve the clues to figure out where the missing trophy is located.

 Baseball Field	 Football Field	 Tennis Court	 Swimming Pool
 Track	 Basketball Court	 Volleyball Court	 Soccer Field

Name: \_\_\_\_\_

THE LIFETIME LEARNER

Students complete a series of clues to figure out where the missing trophy is!

# HOW TO PLAY



## What Happened?

The 1<sup>st</sup> place trophy has been stolen! Rumor has it that it's somewhere on the school's campus. Help figure out where the trophy is. Solve the clues to figure out where the trophy is and solve the mystery!

1. Take a location list and then start solving each clue.
2. Each time you solve a clue, you will get closer to discovering where the missing trophy is.
3. Cross out wrong places each time you find out new information. Good luck!



**Clue #1: Find It!**

Circle the boxes that have a Y sounds like I sound.  
Read the words you circled from left to right like a book to solve the clue.

look way	trophy cry	not fly	water say
track day	ball key	at fry	kid hay
a dry	wet clay	run pay	race fry

Write the phrase on the line. Cross the wrong place off your list.

TROPHY NOT AT A RACE

## Where is the Trophy?

Solve the clues to figure out where the missing trophy is located.

Baseball Field	Football Field	Tennis Court	Swimming Pool
Track	Basketball Court	Volleyball Court	Soccer Field

Name: \_\_\_\_\_

THE LIFETIME LEARNER

Each time students solve a clue, it will reveal what places to cross out.

When all clues are completed, the mystery of the missing trophy will be solved!

# SKILL PRACTICE

- Long I Review
- Y as I Words
- IGH Words
- IE Words
- Rhyming Words



**All clues focus on reviewing Long I!**



# MULTIPLE VERSIONS



## Print & Digital Forms

**Clue #1: Find It!**  
Circle the boxes that have a Y sounds like I sound.  
Read the words you circled from left to right like a book to solve the clue.

**Clue #2: Right or Wrong?**  
Color each thumb in to show if you agree with each word. Color it green for yes. Color it red for no.

**Clue #3: Sports Shirts**  
Color the shirts the same color as the whistle they go with. Then, find the correct key at the bottom to solve the clue!

**3 Clue Version**

There is one ball in this sport if there are:  
• 2 yellow shirts  
• 3 red shirts  
• 3 green shirts  
• 2 blue shirts

The trophy is not in water if there are:  
• 2 yellow shirts  
• 3 red shirts  
• 2 green shirts  
• 3 blue shirts

The trophy is not on a court if there are:  
• 3 yellow shirts  
• 3 red shirts  
• 2 green shirts  
• 2 blue shirts

There is no ball in this sport if there are:  
• 3 yellow shirts  
• 2 red shirts  
• 3 green shirts  
• 2 blue shirts

**Clue #1: Find It!**  
Circle the boxes that have a Y sounds like I sound.  
Read the words you circled from left to right like a book to solve the clue.

**Clue #2: Right or Wrong?**  
Color each thumb in to show if you agree with each word. Color it green for yes. Color it red for no.

**Clue #3: Sports Shirts**  
Color the shirts the same color as the whistle they go with. Then, find the correct key at the bottom to solve the clue!

**Clue #4: Word Hunt**  
Circle all the rhyming pairs.

**Clue #5: Descrambler**  
Look at the picture. Match it to a word below. Write the letter next to each goal post on each line. When the letters are unscrambled, they will make up the clue.

**5 Clue Version**

The trophy is

N E A R A H O O P  
fly light thigh sight night high sigh bright fight

**Clue #5: Descrambler**  
Look at the picture. Match it to a word below. Write the letter next to each goal post on each line. When the letters are unscrambled, they will make up the clue.

A O E O R  
night sigh light bright sight

A N P  
thigh fly fight

The trophy is

N E A R A H O  
fly light thigh sight night high sigh

**Clue #5: Descrambler**  
Look at the picture. Match it to a word below. Write the letter next to each goal post on each line. When the letters are unscrambled, they will make up the clue.

A O E O R  
night sigh light bright sight

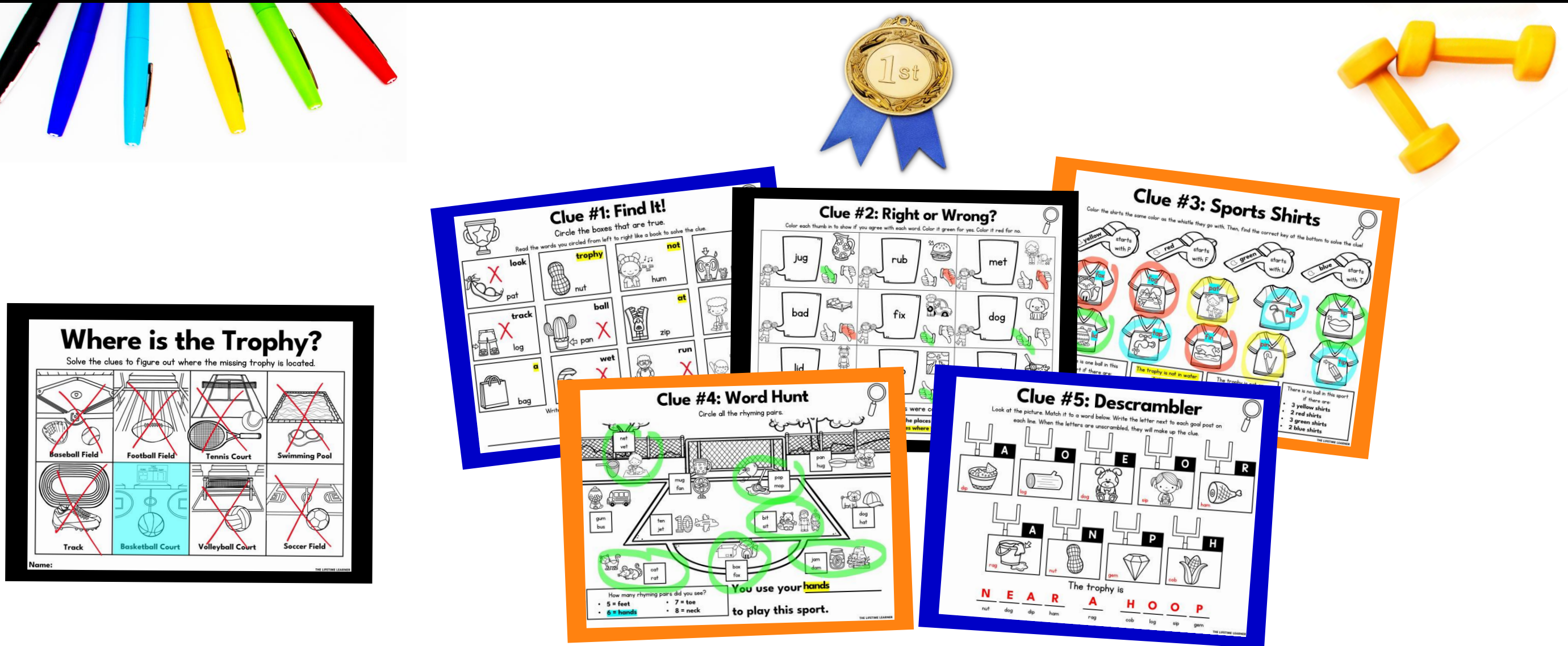
A N P H  
thigh fly fight high

The trophy is

N E A R A H O O P  
fly light thigh sight night high sigh bright fight

## Short & Long Options

# CVC OPTION AVAILABLE




Differentiate within your small groups. Same clues. Same mystery. Different focus!


There is a version of the mystery included that reviews CVC Words (Short A, E, I, O, U).



# FAST FINISHER ACTIVITY



The Detective Agency sends  
congratulations to:



Lindsay

You solved the mystery!

11/2

Date

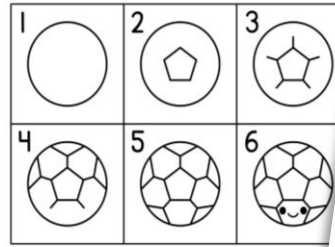
AW

Presented by:

THE LIFETIME LEARNER

LET'S DRAW...

a soccer ball



THE LIFETIME LEARNER

LET'S DRAW...

volleyball



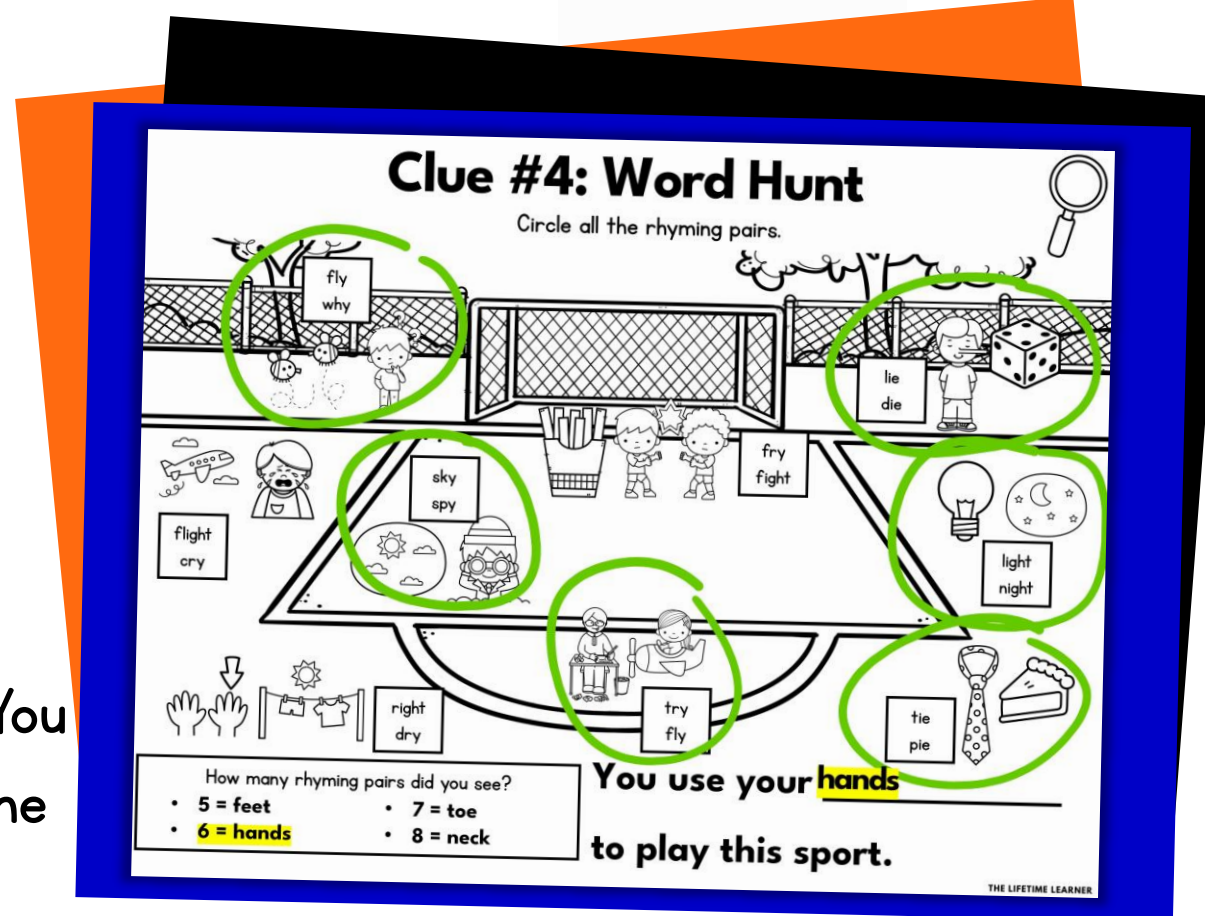
THE LIFETIME LEARNER

If students finish early,  
give them a  
certificate of completion  
and a directed drawing  
to complete while others  
continue working.

# PHONICS MYSTERY BENEFITS



- No Prep
- Print and Digital Versions
- 3 & 5 Clue Options
- Fun and Engaging
- Easy to Differentiate
- Encourages Critical Thinking
- Aligns with Phonics Standards
- Perfect for Review Days
- Choice between 2 versions: Long I Mystery OR CVC Words Mystery. You can even mix/match clues to combine the 2 skills together (clues are interchangeable)!



In 1st grade, this works well as a whole group lesson or in small groups at the teacher table.

First graders will need teacher support to read & understand the clues/directions

# WHY TEACHERS LOVE THESE!

Ordinary phonics worksheets can be boring and unoriginal.

You want activities that are fun and engaging, but also rigorous and meaningful to student learning.

**PHONICS MYSTERIES ARE EXACTLY WHAT YOU'VE BEEN LOOKING FOR!**

**Clue #1: Find It!**  
Circle the boxes that have a Y sounds like I sound.  
Read the words you circled from left to right like a book to solve the clue.

look trophy not water

**Clue #2: Right or Wrong?**  
Color each thumb in to show if you agree with each word. Color it green for yes. Color it red for no.

right sight sigh

**Clue #3: Sports Shirts**  
Color the shirts the same color as the whistle they go with. Then, find the correct key at the bottom to solve the clue.

**Clue #4: Word Hunt**  
Circle all the rhyming pairs.

fly why

**Clue #5: Descrambler**  
Look at the picture. Match it to a word below. Write the letter next to each goal post on each line. When the letters are unscrambled, they will make up the clue.

night sight light bright sight

thigh fly high fight

The trophy is

**N E A R A H O O P**

fly light thigh sight night high sigh bright fight

The Detective Agency sends congratulations to:

**Lindsay**

You solved the mystery!

11/2 Date Presented by: SW

LET'S DRAW...  
a soccer ball

1 2 3 4 5 6

THE LIFETIME LEARNER

LET'S DRAW...  
volleyball

1 2 3 4 5 6

THE LIFETIME LEARNER

**Where is the Trophy?**  
Solve the clues to figure out where the missing trophy is located.

Baseball Field Football Field Tennis Court Swimming Pool

Track Basketball Court Volleyball Court Soccer Field

Name:

**solve the mystery**

**The Case of the Missing Trophy**

THE LIFETIME LEARNER



# WHAT MAKES READING MYSTERIES UNIQUE?

Reading Mysteries aren't just a copy of Math Mysteries!

They have brand-new clues, focus on reading skills, and even feature a different conclusion to the mystery.

The only thing that stays the same is the list of suspects students start with!

So, if you have both, students can play during math and then again during reading for double the fun.












**Reading**

Example  
of Clue 1

**Math**

**Clue #1: Find It!**

Circle the boxes that have a Y sounds like I sound.  
Read the words you circled from left to right like a book to solve the clue.

 <b>look</b>	 <b>trophy</b> cry	 <b>not</b> fly	 <b>water</b> say
 <b>ball</b> key	 <b>at</b> fry	 <b>kid</b> hay	
 <b>a</b> dry	 <b>wet</b> clay	 <b>run</b> pay	 <b>race</b> fry

Write the phrase on the line. Cross the wrong place off your list.

**TROPHY NOT AT A RACE**

**Clue #1: Fill in the Blank**

Find ten more or ten less.

throw 118	somewhere 8	pool 89	the 58	hit 28	ball 78
trophy 88	catch 87	a 18	is 39	you 98	net 83
track 108	kick 38	located 48	base 81	run 85	isn't 68

Answer: Word:      Answer: Word:      Answer: Word:

58	The	38+10	48	located	28+10	38	kick	
98-10	88	trophy	18-10	8	somewhere	8+10	18	a
78-10	68	isn't	88+10	98	you	68+10	78	ball

Solve each problem. Write the answer. Then, write the word that goes with it. When you are done, read the words in order from top to bottom in each column to figure out the clue.

# KEEP THE FUN GOING!

## GRAB A MATH MYSTERY:

Math Mysteries aren't just a copy of reading. They come with fresh clues, unique math challenges, and a new culprit, so students are solving an entirely different case!



## MORE READING MYSTERIES:

Explore other grade levels to differentiate and keep every student engaged.



**BUY A BUNDLE  
TO SAVE BIG!**

