

WHAT IS THIS?

Clue #1: Multiple Choice
Tell what sound each picture shows. Circle the right answer. Then read the bottom.









Clue #2: Read It Like a Book
Circle the boxes that end in **-ang** or **-ing**.
Read the words at the top of each box you colored from left to right like a book to solve the clue.

Clue #3: Error Analysis
Do the words rhyme? Put a check or an X next to each answer.

Clue #4: Word Hunt
Fill in the ending blend for each word.

Clue #5: Fill in the Blank
Read each word below. Find the matching picture above. Then write the word in each box.

What Was Eaten?
Figure out what food was eaten out of the garden by solving each clue.

purple in color	green in color	green in color	red in color
			
Onion	Broccoli	Lettuce	Radish
yellow in color	green in color	red in color	yellow in color
			
Corn	Peas	Tomato	Pepper

Name: _____

Students complete a series of clues to figure out what food was stolen from the garden!

HOW TO PLAY



What Happened?

Every day, a deer comes to eat the food in your garden. You want to discover out which type of food the deer likes best so you can stop the deer from coming back. Solve the clues to figure out which food the deer keeps eating from your garden.











1. Take a list of food and start solving each clue.
2. Each time you solve a clue, you will get closer to discovering which food was eaten.
3. Cross out wrong foods each time you find out new information. Good luck!



THE LIFETIME LEARNER

Clue #1: Multiple Choice

Tell what sound each picture shows. Circle the right answer. Then read the bottom.

 A. soft C B. hard C C. soft G D. hard G	 A. soft C B. hard C C. soft G D. hard G	 A. soft C B. hard C C. soft G D. hard G	 A. soft C B. hard C C. soft G D. hard G	 A. soft C B. hard C C. soft G D. hard G
 A. soft C B. hard C C. soft G D. hard G	 A. soft C B. hard C C. soft G D. hard G	 A. soft C B. hard C C. soft G D. hard G	 A. soft C B. hard C C. soft G D. hard G	 A. soft C B. hard C C. soft G D. hard G

Circle how many you chose in each box below. Then, read the phrase to know what to cross out.

How many As did you circle?
1 A = comes
2 As = does
3 As = does not
4 As = grows

How many Bs did you circle?
1 B = red
2 Bs = green
3 Bs = look
4 Bs = yellow




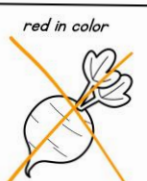




How many Cs did you circle?
1 C = pod
2 Cs = like
3 Cs = round
4 Cs = purple

How many Ds did you circle?
1 D = small
2 Ds = tree
3 Ds = leaf
4 Ds = stem

THE LIFETIME LEARNER

What Was Eaten?

Figure out what food was eaten out of the garden by solving each clue.

 Onion	 Broccoli	 Lettuce	 Radish
 Corn	 Peas	 Tomato	 Pepper

Name: _____

THE LIFETIME LEARNER

Each time students solve a clue, it will reveal what vegetables to cross out. When all clues are completed, the mystery of the garden thief will be solved!

SKILL PRACTICE

Clue #1: Multiple Choice
Tell what sound each picture shows. Circle the right answer. Then read the bottom.

cookie
pencil
cage
coat
gift

A. soft C
B. hard C
C. soft G
D. hard G

A. soft C
B. hard C
C. soft G
D. hard G

Circle how many you chose in each clue.

How many As did you circle?
1 A = comes
2 As = does
3 As = does not
4 As = grows

Clue #2: Read It Like a Book
Circle the boxes that end in -ang or -ing.
Read the words at the top of each box you colored from left to right like a book to solve the clue.

food h ang	does s ing	stem sk unk	not f ang
corn th ink	start r ang	end ch unk	with w ing
ER s ank	P sw ing	L h onk	SH tr unk

Write the phrase on the line. Cross the wrong foods off your list.

FOOD DOES NOT START WITH P

Clue #3: Error Analysis
Which words rhyme? Put a check or an X next to each answer.
Use the hint from the animal with the most correct answers.


The food does not end in O.

☒ mule and rule
☒ cane and cave
☒ time and dime

- 1st Grade Phonics Review
- Soft and Hard C & G
- CVCe Words
- Glued Sounds
- Final Blends
- Long Vowel Sounds

All clues focus on reviewing 1st grade phonic skills!

MULTIPLE VERSIONS



Print & Digital Forms

Clue #1: Multiple Choice
Tell what sound each picture shows. Circle the right answer. Then read the bottom.

Clue #2: Read It Like a Book
Circle the boxes that end in -ang or -ing.
Read the words at the top of each box you colored from left to right like a book to solve the clue.

Clue #3: Error Analysis
Do the words rhyme? Put a check or an X next to each answer.
Read the hint from the animal with the most correct answers.

3 Clue Version

✓ kite and bite ✗ rode and rose ✓ mule and rule
✓ joke and poke ✓ cake and lake ✗ cane and cave
✓ name and game ✗ bite and bike ✓ time and dime

Clue #1: Multiple Choice
Tell what sound each picture shows. Circle the right answer. Then read the bottom.

Clue #2: Read It Like a Book
Circle the boxes that end in -ang or -ing.
Read the words at the top of each box you colored from left to right like a book to solve the clue.

Clue #3: Error Analysis
Do the words rhyme? Put a check or an X next to each answer.

Clue #4: Word Hunt
Fill in the ending blend for each word.

Clue #5: Fill in the Blank

5 Clue Version

When you are done, read the words in order from top to bottom in each row to figure out the clue.

Clue #1: Multiple Choice
Tell what sound each picture shows. Circle the right answer. Then read the bottom.

cookie pencil cage coat gift

A. soft C A. soft C A. soft C A. soft C A. soft C
B. hard C B. hard C B. hard C B. hard C B. hard C
C. soft G C. soft G C. soft G C. soft G C. soft G
D. hard G D. hard G D. hard G D. hard G D. hard G

mice cake egg city magic

A. soft C A. soft C A. soft C A. A.
B. hard C B. hard C B. hard C B. B.
C. soft G C. soft G C. soft G C. C.
D. hard G D. hard G D. hard G D. D.

Circle how many you chose in each box below. Then, read the phrase to know what to cross out.

How many As did you circle?
1 A = comes
2 As = does
3 As = does not
4 As = grows

How many Bs did you circle?
1 B = red
2 Bs = green
3 Bs = look
4 Bs = yellow

How many Cs did you circle?
1 C = pod
2 Cs = like
3 Cs = round
4 Cs = purple

Clue #1: Multiple Choice
Tell what sound each picture shows. Circle the right answer. Then read the bottom.

cookie pencil cage coat gift

A. soft C A. soft C A. soft C A. soft C A. soft C
B. hard C B. hard C B. hard C B. hard C B. hard C
C. soft G C. soft G C. soft G C. soft G C. soft G
D. hard G D. hard G D. hard G D. hard G D. hard G

mice cake egg city magic

A. soft C A. soft C A. soft C A. soft C A. soft C
B. hard C B. hard C B. hard C B. hard C B. hard C
C. soft G C. soft G C. soft G C. soft G C. soft G
D. hard G D. hard G D. hard G D. hard G D. hard G

Circle how many you chose in each box below. Then, read the phrase to know what to cross out.

How many As did you circle?
1 A = comes
2 As = does
3 As = does not
4 As = grows

How many Bs did you circle?
1 B = red
2 Bs = green
3 Bs = look
4 Bs = yellow

How many Cs did you circle?
1 C = pod
2 Cs = like
3 Cs = round
4 Cs = purple

How many Ds did you circle?
1 D = small
2 Ds = tree
3 Ds = leaf
4 Ds = stem

Short & Long Options

CVC OPTION AVAILABLE




Differentiate within your small groups. Same clues. Same mystery. Different focus!

There is a version of the mystery included that reviews CVC Words (Short A, E, I, O, U).

FAST FINISHER ACTIVITY



The Detective Agency sends
congratulations to:



Lindsay


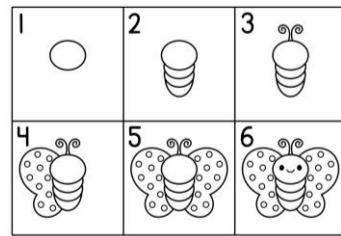
You solved the mystery!

11/2
Date

AW
Presented by:

LET'S DRAW...


a butterfly



THE LIFETIME LEARNER

LET'S DRAW...

a sunflower



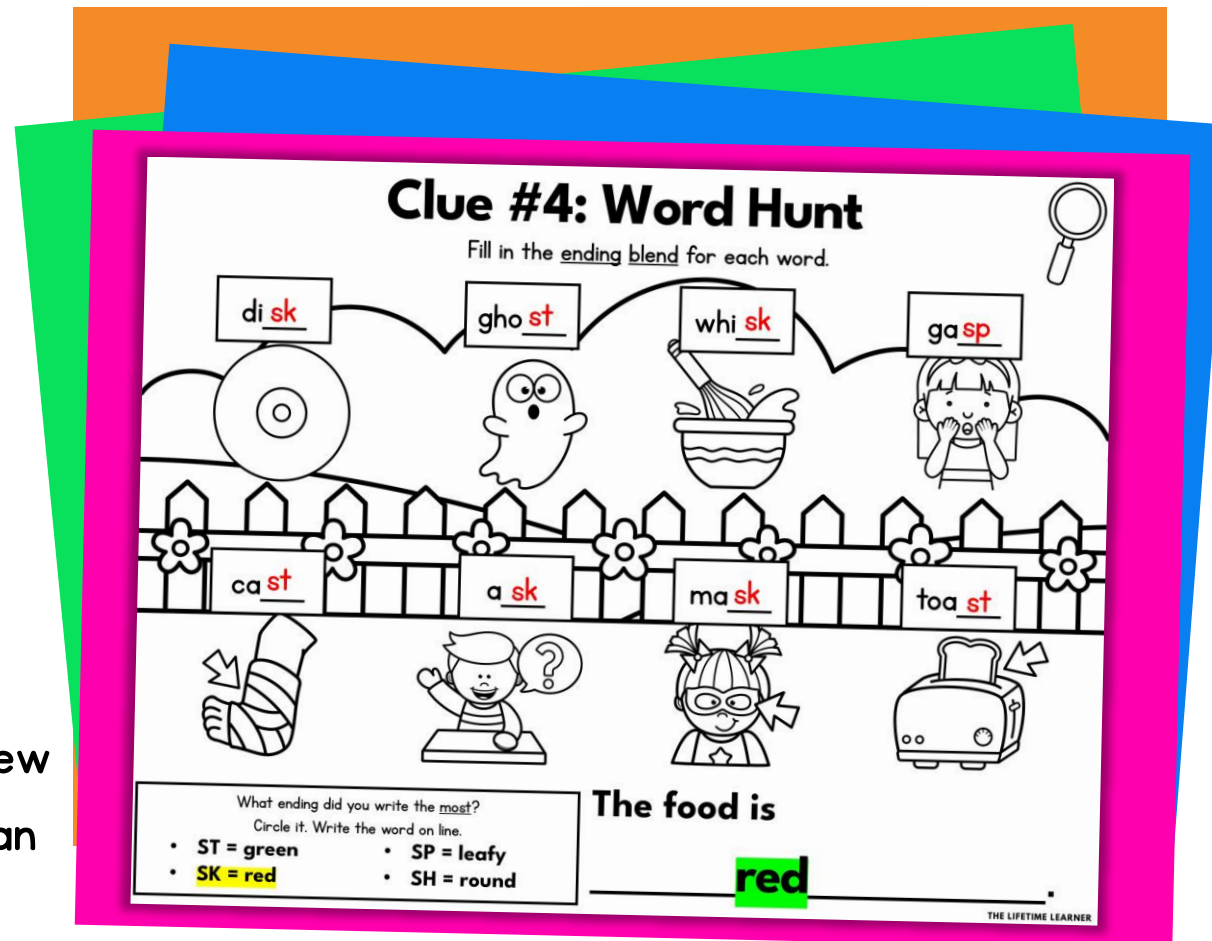
THE LIFETIME LEARNER

If students finish early,
give them a
certificate of completion
and a directed drawing
to complete while others
continue working.

PHONICS MYSTERY BENEFITS



- No Prep
- Print and Digital Versions
- 3 & 5 Clue Options
- Fun and Engaging
- Easy to Differentiate
- Encourages Critical Thinking
- Aligns with Phonics Standards
- Perfect for Review Days
- Choice between 2 versions: Phonics Review Mystery OR CVC Words Mystery. You can even mix/match clues to combine the 2 skills together (clues are interchangeable)!



In 1st grade, this works well as a whole group lesson or in small groups at the teacher table.

First graders will need teacher support to read & understand the clues/directions

WHY TEACHERS LOVE THESE!

Ordinary phonics worksheets can be boring and unoriginal.

You want activities that are fun and engaging, but also rigorous and meaningful to student learning.

PHONICS MYSTERIES ARE EXACTLY WHAT YOU'VE BEEN LOOKING FOR!

Clue #1: Multiple Choice
Tell what sound each picture shows. Circle the right answer. Then read the bottom.

Clue #2: Read It Like a Book
Circle the boxes that end in -ang or -ing.
Read the words at the top of each box you colored from left to right like a book to solve the clue.

Clue #3: Error Analysis
Do the words rhyme? Put a check or an X next to each answer.
Read the hint from the animal with the most correct answers.

Clue #4: Word Hunt
Fill in the ending blend for each word.

Clue #5: Fill in the Blank
Read each word below. Find the matching picture above. Then write the word in each box.

When you are done, read the words in order from top to bottom ↓ in each row to figure out the clue.

The Detective Agency sends congratulations to:

Lindsay
You solved the mystery!

11/2 **SW**
Date Presented by:

LET'S DRAW...
a butterfly

1 2 3 4 5 6









THE LIFETIME LEARNER

LET'S DRAW...
a sunflower

1 2 3 4 5 6


THE LIFETIME LEARNER

What Was Eaten?
Figure out what food was eaten out of the garden by solving each clue.

purple in color  Onion	green in color  Broccoli	green in color  Lettuce	red in color  Radish
yellow in color  Corn	green in color  Peas	red in color  Tomato	yellow in color  Pepper

Name: **THE LIFETIME LEARNER**

solve the mystery



The Case of the Garden Thief
THE LIFETIME LEARNER

WHAT MAKES READING MYSTERIES UNIQUE?

Reading Mysteries aren't just a copy of Math Mysteries!











They have brand-new clues, focus on reading skills, and even feature a different conclusion to the mystery.

The only thing that stays the same is the list of suspects students start with!

So, if you have both, students can play during math and then again during reading for double the fun.

Reading

Clue #1: Multiple Choice
Tell what sound each picture shows. Circle the right answer. Then read the bottom.

 A. soft C B. hard C	 A. soft C B. hard C C. soft G D. hard G	 A. soft C B. hard C C. soft G D. hard G	 A. soft C B. hard C C. soft G D. hard G	 A. soft C B. hard C C. soft G D. hard G
 A. soft C B. hard C C. soft G D. hard G	 A. soft C B. hard C C. soft G D. hard G	 A. soft C B. hard C C. soft G D. hard G	 A. soft C B. hard C C. soft G D. hard G	 A. soft C B. hard C C. soft G D. hard G













Circle how many you chose in each box below. Then, read the phrase to know what to cross out.

How many As did you circle? 1 A = comes 2 As = does 3 As = does not 4 As = grows	How many Bs did you circle? 1 B = red 2 Bs = green 3 Bs = look 4 Bs = yellow	How many Cs did you circle? 1 C = pod 2 Cs = like 3 Cs = round 4 Cs = purple	How many Ds did you circle? 1 D = small 2 Ds = tree 3 Ds = leaf 4 Ds = stem
--	--	--	---

Example of Clue 1

Math

Clue #1: Sorting Water Cans
Look at the 3D shape on each watering can. Color the watering cans the same color as the soil they belong with. Then, find the correct key at the bottom to solve the clue!

 cube pink	 rectangular prism purple	 cylinder green	 cone blue
 cube pink	 rectangular prism purple	 cylinder green	 cone blue
 cube pink	 rectangular prism purple	 cylinder green	 cone blue

Cross out the radish if there are: • 2 pink water cans • 3 purple water cans • 2 green water cans • 3 blue water cans	Cross out the tomato if there are: • 2 pink water cans • 2 purple water cans • 3 green water cans • 3 blue water cans	Cross out the peas if there are: • 3 pink water cans • 3 purple water cans • 2 green water cans • 2 blue water cans	Cross out the broccoli if there are: • 3 pink water cans • 2 purple water cans • 3 green water cans • 2 blue water cans
---	---	---	---

KEEP THE FUN GOING!

GRAB A MATH MYSTERY:

Math Mysteries aren't just a copy of reading. They come with fresh clues, unique math challenges, and a new culprit, so students are solving an entirely different case!



MORE READING MYSTERIES:

Explore other grade levels to differentiate and keep every student engaged.



**BUY A BUNDLE
TO SAVE BIG!**

