

WHAT IS THIS?

Clue #1: Color the Kids
Answer each question. Then, color in each kid.

Clue #2: Read It Like a Book
Color the boxes that rhyme. Cross out the boxes that do not rhyme.
Read the words at the top of each box you colored from left to right like a book to solve the clue.

Clue #3: Word Hunt
Read the box at the bottom.

Clue #4: Error Analysis
Does the picture match the word? Put a check or an X next to each answer.
Read the hint from the leprechaun with the most correct answers.

Clue #5: Descrambler
Look at the picture. Match it to a word below. Write the letter next to each shoe on each line. When the letters are unscrambled, they will make up the clue.

solve the mystery
The Case of the Missing Gold Coins

Where is the Gold?
Figure out where the leprechaun hid the gold by solving the clues.

RAINBOW FALLS
TREASURE MOUNTAIN
LUCKY CHARM INN
CLOVER FOREST
LEPRECHAUN VILLAGE
SILVER BRIDGE
RAINBOW RIVER
GOLDEN FIELDS

Name: _____

Students complete a series of clues to figure out where the missing coins are!

HOW TO PLAY



What Happened?

The pot of gold at the end of the rainbow is missing! A leprechaun found it and hid it somewhere on the map. Now, it's up to you to figure out where they hid the gold.

1. Take a map and then start solving each clue.
2. Each time you solve a clue, you will get closer to discovering where the gold is.
3. Cross out wrong locations each time you find out new information. Good luck!



THE LIFETIME LEARNER

Clue #1: Color the Kids

Answer each question. Then, color in each kid.

<input type="checkbox"/> horn - color it red <input type="checkbox"/> harp - color it green <input type="checkbox"/> hand - color it yellow <input type="checkbox"/> hurt - color it blue	<input type="checkbox"/> chirp - color it red <input type="checkbox"/> chart - color it green <input type="checkbox"/> charm - color it yellow <input type="checkbox"/> chase - color it blue	<input type="checkbox"/> scarf - color it red <input type="checkbox"/> score - color it green <input type="checkbox"/> scare - color it yellow <input type="checkbox"/> skirt - color it blue	<input type="checkbox"/> dirt - color it red <input type="checkbox"/> dart - color it green <input type="checkbox"/> dark - color it yellow <input type="checkbox"/> dark - color it blue	<input type="checkbox"/> card - color it red <input type="checkbox"/> corn - color it green <input type="checkbox"/> cord - color it yellow <input type="checkbox"/> cart - color it blue	<input type="checkbox"/> storm - color it red <input type="checkbox"/> star - color it green <input type="checkbox"/> str - color it yellow <input type="checkbox"/> store - color it blue



What color kids do you see? Find the key that matches for your next hint!

<ul style="list-style-type: none">• 1 red kid• 1 blue kid• 2 green kids• 2 yellow kids <p>The gold is not in a place filled with trees.</p>	<ul style="list-style-type: none">• 2 red kids• 2 blue kids• 1 green kid• 1 yellow kid <p>The gold is not in a place with water.</p>	<ul style="list-style-type: none">• 2 red kids• 1 blue kid• 2 green kids• 1 yellow kid <p>The gold is not where it's hard to climb.</p>	<ul style="list-style-type: none">• 1 red kid• 2 blue kids• 1 green kid• 2 yellow kids <p>The gold is not in a place like a hotel.</p>
--	---	--	---

THE LIFETIME LEARNER

Where is the Gold?

Figure out where the leprechaun hid the gold by solving the clues.



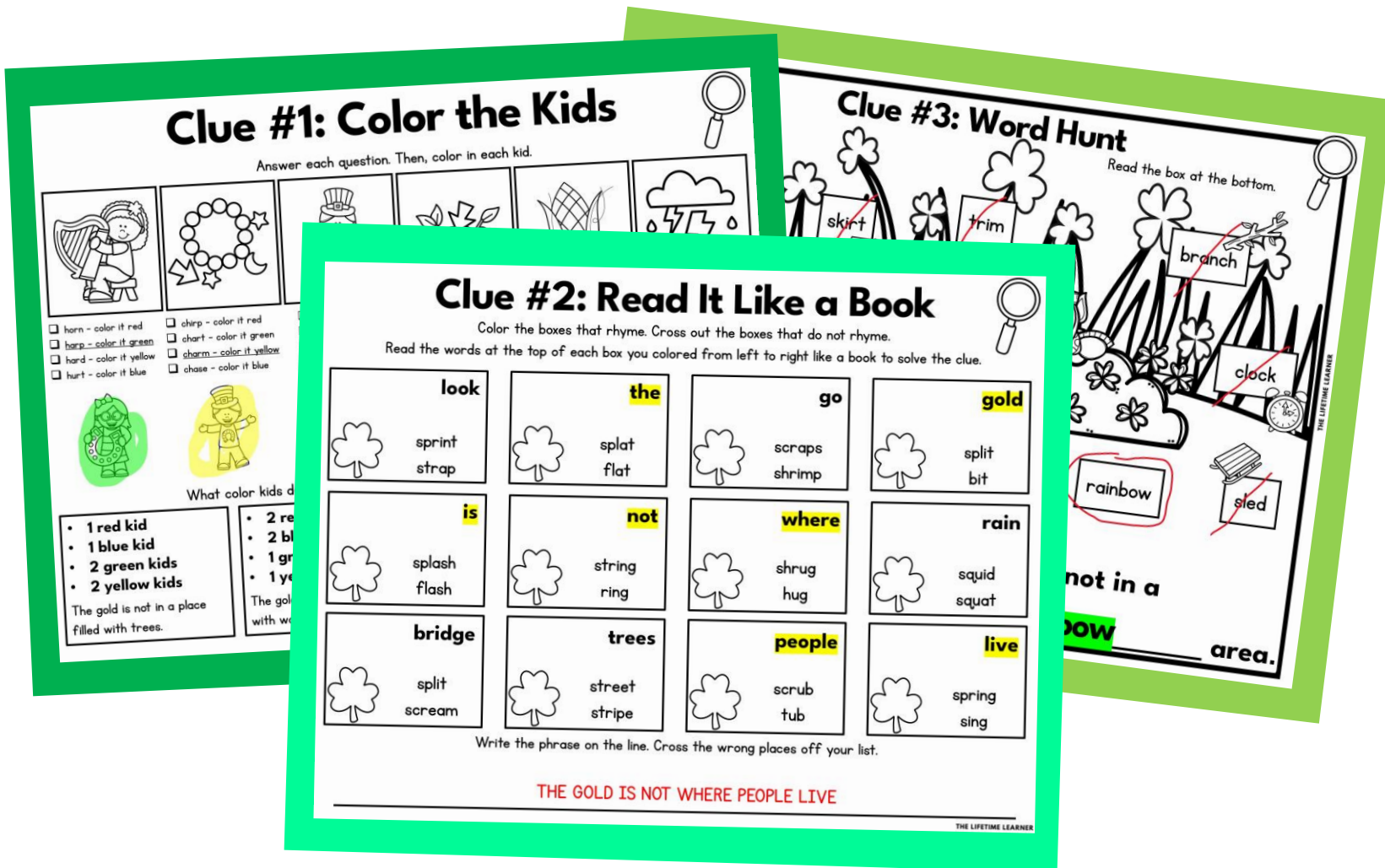
Name: _____

THE LIFETIME LEARNER

Each time students solve a clue, it will reveal what place(s) to cross out.
When all clues are completed, the mystery of the missing coins will be solved!

SKILL PRACTICE

- 1st Grade Phonics Review
- R Controlled Vowels
- 3 Letter Blends
- Beginning Blends (L, R, S Blends)
- Diphthongs (OI, OY, OU, OW)
- Long O Words


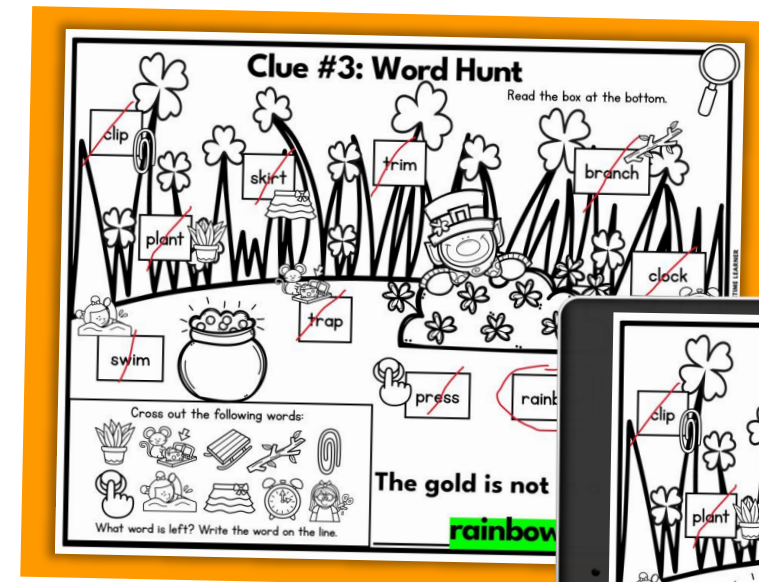
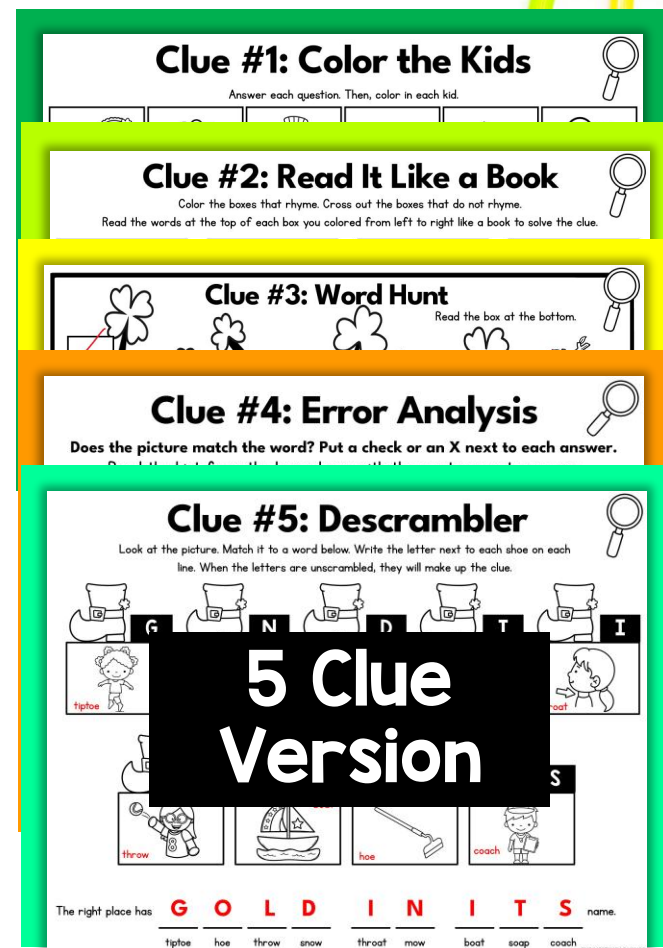



All clues focus on reviewing 1st grade phonic skills!

MULTIPLE VERSIONS



Print & Digital Forms



Short & Long Options

CVC OPTION AVAILABLE

Where is the Gold?
Figure out where the leprechaun hid the gold by solving the clues.

Clue #1: Color the Kids
Answer each question. Then, color in each kid.

Clue #2: Read It Like a Book
Color the boxes that rhyme. Cross out the boxes that do not rhyme.

Clue #3: Word Hunt
Read the box at the bottom.


Clue #4: Error Analysis
Does the picture match the word? Put a check or an X next to each answer.

Clue #5: Descrambler
Look at the picture. Match it to a word below. Write the letter next to each shoe on each line. When the letters are unscrambled, they will make up the clue.


Differentiate within your small groups. Same clues. Same mystery. Different focus!

There is a version of the mystery included that reviews CVC Words (Short A, E, I, O, U).

FAST FINISHER ACTIVITY



**The Detective Agency sends
congratulations to:**



Lindsay

You solved the mystery!

11/2


Date

AW

Presented by:

LET'S DRAW...

a rainbow



THE LIFETIME LEARNER

LET'S DRAW...

a top hat




THE LIFETIME LEARNER

If students finish early,
give them a
certificate of completion
and a **directed drawing**
to complete while others
continue working.













PHONICS MYSTERY BENEFITS



- No Prep
- Print and Digital Versions
- 3 & 5 Clue Options
- Fun and Engaging
- Easy to Differentiate
- Encourages Critical Thinking
- Aligns with Phonics Standards
- Perfect for Review Days
- Choice between 2 versions: Phonics Review Mystery OR CVC Words Mystery. You can even mix/match clues to combine the 2 skills together (clues are interchangeable)!

Clue #4: Error Analysis 

Does the picture match the word? Put a check or an X next to each answer.
Read the hint from the leprechaun with the most correct answers.

<p>The gold is not in a place with a field.</p> 	<p>The gold is not in a place with a river.</p> 	<p>The gold is not in a place with shade.</p> 
 <input checked="" type="checkbox"/> coin	 <input checked="" type="checkbox"/> boil	 <input checked="" type="checkbox"/> joy
 <input checked="" type="checkbox"/> frown	 <input checked="" type="checkbox"/> soil	 <input checked="" type="checkbox"/> house
 <input checked="" type="checkbox"/> cow	 <input checked="" type="checkbox"/> town	 <input checked="" type="checkbox"/> toy

THE LIFETIME LEARNER

In 1st grade, this works well as a whole group lesson or in small groups at the teacher table.

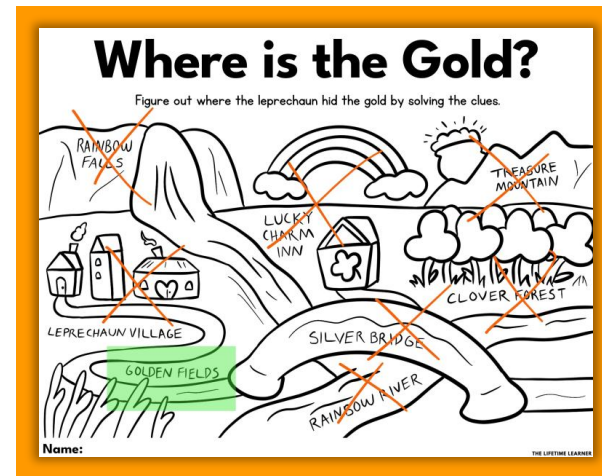
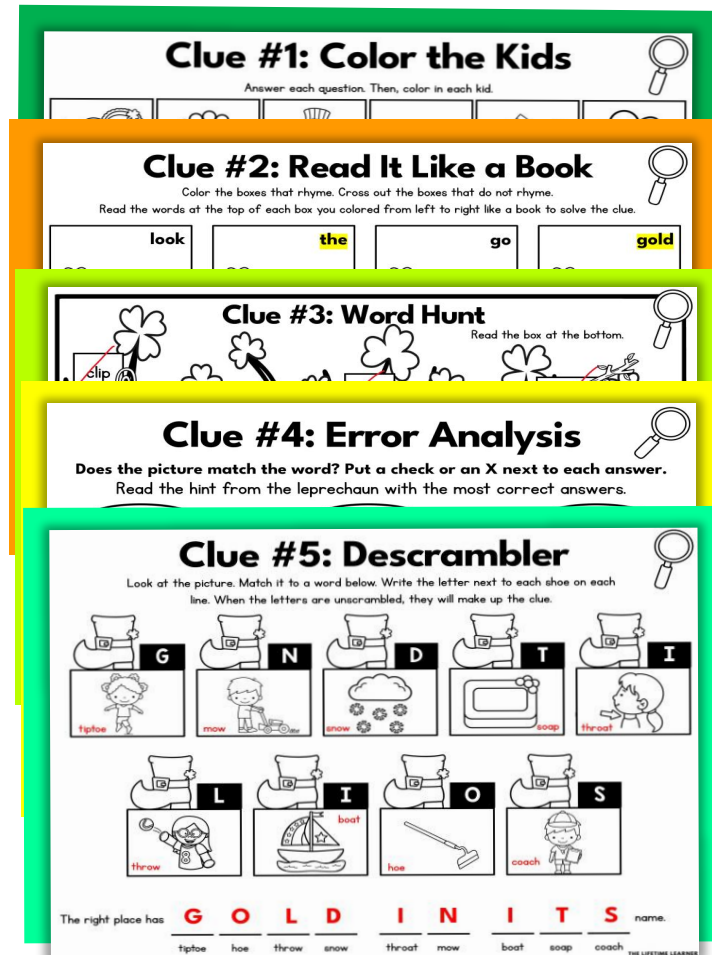
First graders will need teacher support to read & understand the clues/directions

WHY TEACHERS LOVE THESE!

Ordinary phonics worksheets can be boring and unoriginal.

You want activities that are fun and engaging, but also rigorous and meaningful to student learning.

PHONICS MYSTERIES ARE EXACTLY WHAT YOU'VE BEEN LOOKING FOR!



WHAT MAKES READING MYSTERIES UNIQUE?

Reading Mysteries aren't just a copy of Math Mysteries!

They have brand-new clues, focus on reading skills, and even feature a different conclusion to the mystery.

The only thing that stays the same is the list of suspects students start with!

So, if you have both, students can play during math and then again during reading for double the fun.





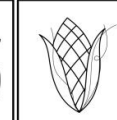

Reading

Example of Clue 1

Math

Clue #1: Color the Kids

Answer each question. Then, color in each kid.







					
color it red color it green color it yellow color it blue	scarf - color it red score - color it green score - color it yellow skirt - color it blue	skirt - color it red dark - color it green dark - color it yellow dark - color it blue	card - color it red corn - color it green cord - color it yellow cart - color it blue	storm - color it red star - color it green star - color it yellow store - color it blue	

What color kids do you see? Find the key that matches for your next hint!

<ul style="list-style-type: none">1 red kid1 blue kid2 green kids2 yellow kids <p>The gold is not in a place filled with trees.</p>	<ul style="list-style-type: none">2 red kids2 blue kids1 green kid1 yellow kid <p>The gold is not in a place with water.</p>	<ul style="list-style-type: none">2 red kids1 blue kid2 green kids1 yellow kid <p>The gold is not where it's hard to climb.</p>	<ul style="list-style-type: none">1 red kid2 blue kids1 green kid2 yellow kids <p>The gold is not in a place like a hotel.</p>
--	---	--	---

Clue #1: Picture Decoder

Write the answer on each line. Then, draw a line to each match.
Last, use the decoder at the bottom to solve the clue.



























					
12:30	5:30	7:00	3:30	10:30	8:00

Answers: 5:30 8:00 3:30 12:30 10:30 7:00

_____s: H O U S E S

The missing gold is not near any...

Use this decoder to help you figure out what letter is equal to each picture.

A = 	G = 	M = 	S = 	Y = 
B = 	H = 	N = 	T = 	Z = 
C = 	I = 	O = 	U = 	
D = 	J = 	P = 	V = 	
E = 	K = 	Q = 	W = 	
F = 	L = 	R = 	X = 	

KEEP THE FUN GOING!

GRAB A MATH MYSTERY:

Math Mysteries aren't just a copy of reading. They come with fresh clues, unique math challenges, and a new culprit, so students are solving an entirely different case!



MORE READING MYSTERIES:

Explore other grade levels to differentiate and keep every student engaged.



BUY A BUNDLE
TO SAVE BIG!

