

WHAT IS THIS?

Clue #1: Descrambler
Look at the picture. Match it to a word below. Write the letter next to each umbrella on each line. When the letters are unscrambled, they will make up the clue.









Clue #2: Multiple Choice
Tell what word each picture shows. Circle the right answer. Then read the bottom.

Clue #3: Fill in the Blank
like shade to pail does play

Clue #4: Rhyming Pairs
Circle each set of words that rhyme.
farm and arm dirt and light girl and gate nurse and purse

Clue #5: Color the Beach
Circle the right answer and color in the picture. Then read the bottom.

Who Took My Sunglasses?
Figure out who took the sunglasses by solving each clue.

 Nia	 Malik	 Yoko	 Natalia
 Diego	 Sahil	 Ainsley	 Harper

Students complete a series of clues to figure out who took the sunglasses!

HOW TO PLAY



What Happened?

Uh oh! On your vacation to the beach, your new sunglasses went missing. Now, it is up to you to complete a set of clues to figure out which kid on the beach accidentally took them. Good luck!




1. Take a list of kids on the beach and then start solving each clue.
 2. Each time you solve a clue, you will get closer to discovering who took the sunglasses.
 3. Cross out wrong kids each time you find out new information.
- Good luck!

THE LIFETIME LEARNER

Clue #1: Descrambler

Look at the picture. Match it to a word below. Write the letter next to each umbrella on each line. When the letters are unscrambled, they will make up the clue.




The thief is not on a

B E A C H C H A I R
wave dune bike lake race dive tube hose kite June

THE LIFETIME LEARNER

Who Took My Sunglasses?

Figure out who took the sunglasses by solving each clue.



Name:

THE LIFETIME LEARNER

Each time students solve a clue, it will reveal what suspect(s) to cross out. When all clues are completed, the mystery of the missing sunglasses will be solved!

SKILL PRACTICE

Clue #1: Descrambler
Look at the picture. Match it to a word below. Write the letter next to each umbrella on each line. When the letters are unscrambled, they will make up the clue.

Clue #2: Multiple Choice
Tell what word each picture shows. Circle the right answer. Then read the bottom.

Clue #3: Fill in the Blank
Write the word in each box.

Circle how many you chose in each box below. Then, read the phrase to know what to cross out.

How many As did you circle?
1 A = does not
2 As = does
3 As = water
4 As = waves

How many Bs did you circle?
1 B = hate
2 Bs = like
3 Bs = glasses
4 Bs = feet

How many Cs did you circle?
1 C = flip flops
2 Cs = pool
3 Cs = pick
4 Cs = surf

How many Ds did you circle?
1 D = sand
2 Ds = shells
3 Ds = floats
4 Ds = boards

- 1st Grade Phonics Review
- CVCe Words
- Long Vowels Review
- Beginning Blends (L, R, S Blends)
- R Controlled Vowels
- Diphthongs (OI, OY, OU, OW)

All clues focus on reviewing 1st grade phonic skills!

MULTIPLE VERSIONS

Print & Digital Forms

Short & Long Options

Clue #1: Descrambler

Look at the picture. Match it to a word below. Write the letter next to each umbrella on each line. When the letters are unscrambled, they will make up the clue.

Clue #2: Multiple Choice

Tell what word each picture shows. Circle the right answer. Then read the bottom.

Clue #3: Fill in the Blank



3 Clue Version



When you are done, read the words in order from top to bottom in each row to figure out the clue.


Clue #1: Descrambler

Look at the picture. Match it to a word below. Write the letter next to each umbrella on each line. When the letters are unscrambled, they will make up the clue.

Clue #2: Multiple Choice

Tell what word each picture shows. Circle the right answer. Then read the bottom.

Clue #3: Fill in the Blank



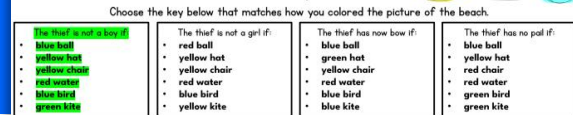

Clue #4: Rhyming Pairs

Circle each set of words that rhyme.




Clue #5: Color the Beach

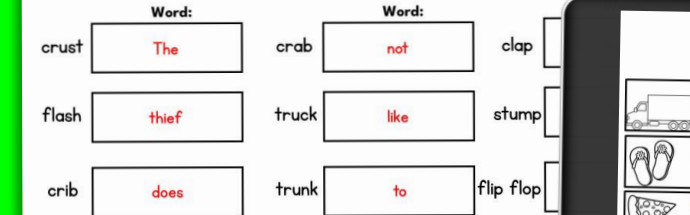
Circle the right answer and color in the picture. Then read the bottom.



Clue #3: Fill in the Blank




Read each word below. Find the matching picture above. Then write the word in each box.

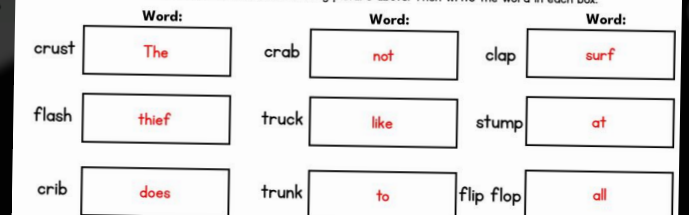


When you are done, read the words in order from top to bottom in each row to figure out the clue.

Clue #3: Fill in the Blank




Read each word below. Find the matching picture above. Then write the word in each box.



When you are done, read the words in order from top to bottom in each row to figure out the clue.


CVC OPTION AVAILABLE




Differentiate within your small groups. Same clues. Same mystery. Different focus!

There is a version of the mystery included that reviews CVC Words (Short A, E, I, O, U).

FAST FINISHER ACTIVITY



The Detective Agency sends
congratulations to:



Lindsay

You solved the mystery!

11/2

Date

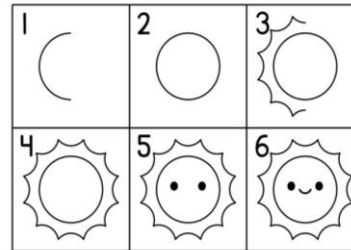
AW

Presented by:

THE LIFETIME LEARNER

LET'S DRAW...

a sun



THE LIFETIME LEARNER

LET'S DRAW...

an ice cream



THE LIFETIME LEARNER

If students finish early,
give them a
certificate of completion
and a directed drawing
to complete while others
continue working.

PHONICS MYSTERY BENEFITS

- No Prep
- Print and Digital Versions
- 3 & 5 Clue Options
- Fun and Engaging
- Easy to Differentiate
- Encourages Critical Thinking
- Aligns with Phonics Standards
- Perfect for Review Days
- Choice between 2 versions: Phonics Review Mystery OR CVC Words Mystery. You can even mix/match clues to combine the 2 skills together (clues are interchangeable)!



In 1st grade, this works well as a whole group lesson or in small groups at the teacher table.

First graders will need teacher support to read & understand the clues/directions

WHY TEACHERS LOVE THESE!

Ordinary phonics worksheets can be boring and unoriginal.

You want activities that are fun and engaging, but also rigorous and meaningful to student learning.

PHONICS MYSTERIES ARE EXACTLY WHAT YOU'VE BEEN LOOKING FOR!

Clue #1: Descrambler
Look at the picture. Match it to a word below. Write the letter next to each umbrella on each line. When the letters are unscrambled, they will make up the clue.

Clue #2: Multiple Choice
Tell what word each picture shows. Circle the right answer. Then read the bottom.

Clue #3: Fill in the Blank

Clue #4: Rhyming Pairs
Circle each set of words that rhyme.

Clue #5: Color the Beach
Circle the right answer and color in the picture. Then read the bottom.

Choose the key below that matches how you colored the picture of the beach.

The thief is not a boy if: blue ball yellow hat yellow chair red water blue bird green kite	The thief is not a girl if: red ball yellow hat yellow chair red water blue bird yellow kite	The thief has now bow if: blue ball green hat yellow chair red water blue bird blue kite	The thief has no pal if: blue ball yellow hat red chair red water green bird green kite
---	--	--	---


The Detective Agency sends congratulations to:

 **Lindsay**
You solved the mystery!

11/2 Date SW Presented by:

LET'S DRAW...
a sun

1 2 3
4 5 6











LET'S DRAW...
an ice cream

1 2 3
4 5 6




Who Took My Sunglasses?
Figure out who took the sunglasses by solving each clue.

 Nia	 Malik	 Yoko	 Natalia
 Diego	 Sahil	 Ainsley	 Harper

Name: _____

solve the mystery



The Case of the Missing Sunglasses

WHAT MAKES READING MYSTERIES UNIQUE?

Reading Mysteries aren't just a copy of Math Mysteries!

They have brand-new clues, focus on reading skills, and even feature a different conclusion to the mystery.

The only thing that stays the same is the list of suspects students start with!

So, if you have both, students can play during math and then again during reading for double the fun.















Reading

**Example
of Clue 1**

Math

Clue #1: Descrambler

Look at the picture. Match it to a word below. Write the letter next to each umbrella on each line. When the letters are unscrambled, they will make up the clue.

				
C	E	I	H	A
				
C	H	A	B	R
				







The thief is not on a

B E A C H C H A I R

wave dune bike lake race dive tube hose kite June

Clue #1: Picture Decoder



























Write the answer on each line. Then, draw a line to each match. Last, use the decoder at the bottom to solve the clue.

									
9	32	67	68	24	87	51	82	55	43
87	82	55	9	68	67	43	51	32	24
77+10	92-10	45+10	19-10	58+10	77-10	33+10	61-10	22+10	34-10

S A N D C A S T L E

The kid who took the sunglasses isn't near a...

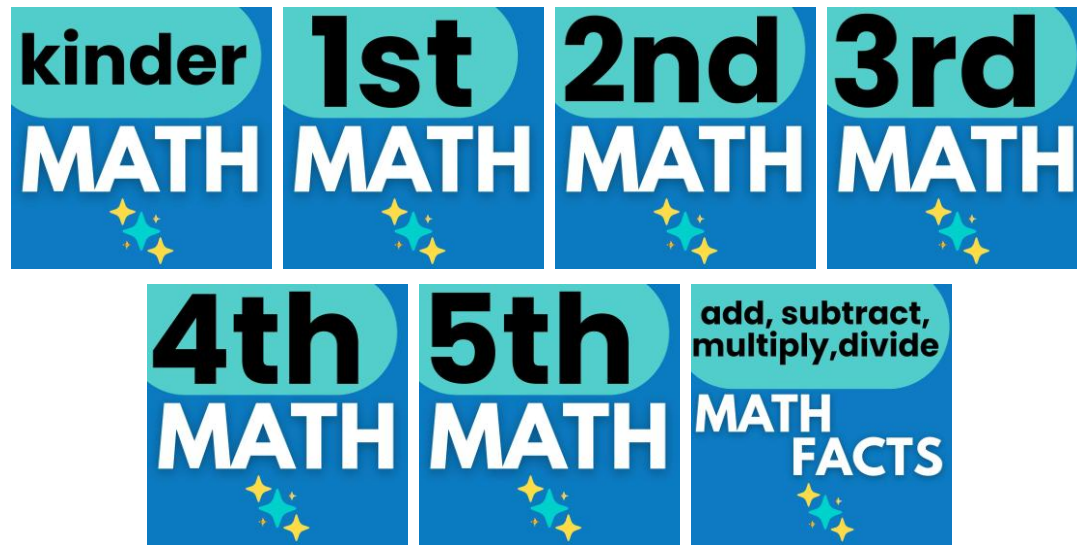
Use this decoder to help you figure out what letter is equal to each picture.

A = 	G = 	M = 	S = 	Y = 
B = 	H = 	N = 	T = 	Z = 
C = 	I = 	O = 	U = 	
D = 	J = 	P = 	V = 	
E = 	K = 	Q = 	W = 	
F = 	L = 	R = 	X = 	

KEEP THE FUN GOING!

GRAB A MATH MYSTERY:

Math Mysteries aren't just a copy of reading. They come with fresh clues, unique math challenges, and a new culprit, so students are solving an entirely different case!



MORE READING MYSTERIES:

Explore other grade levels to differentiate and keep every student engaged.



BUY A BUNDLE
TO SAVE BIG!

