

WHAT IS THIS?



Clue #1: Fill in the Blank

something ham leg crust need you

Clue #2: Fork or Knife?

Which has more correct answers? If it's the fork, cross out anything with a spoon in it. If it's the knife, cross out anything with dough.

Clue #3: Color the Turkeys

Circle the right answer and color in the picture. Then read the bottom.

- ch - red meat
- sh - orange
- ck - yellow
- th - brown

Clue #4: Word Hunt

ch - red meat
sh - orange
ck - yellow
th - brown

Clue #5: Find It!

Circle the boxes that are true. Cross out the boxes that are not. Read the words you circled from left to right like a book to solve the clue.

you	like	can	not
cliff	flush	toes	2+3= plug
bit	eat	it	with
plum	block	glass	zip
corn	a	spoon	hands
flat	plant	clig	cliff

Write the phrase on the line. Cross the wrong foods off your list.
The food you need to bring:
YOU CAN EAT IT WITH A SPOON

solve the mystery

THE LIFETIME LEARNER

The Case of the Thanksgiving Feast

What Do I Bring?


As you solve each clue, cross out the items that do not belong. The food left at the end is what you need to bring!

Pie	Ham	Bread	Gravy
Corn	Turkey	Mashed Potatoes	<u>Peas</u>

Name: _____

Students complete a series of clues to figure out what food to bring to Thanksgiving dinner!


HOW TO PLAY



What Happened?

Oh no! You forgot what you are supposed to bring to Thanksgiving dinner! You don't want to let anyone down. Solve the clues to figure out the mystery so you can still show up with your dish!

1. Take a food list and then start solving each clue.
2. Each time you solve a clue, you will get closer to discovering what food you need to bring!
3. Cross out wrong items each time you find out new information. Good luck!



Clue #1: Fill in the Blank

something	ham	leg	crust	need	you
pie	poured	to	corn	bring	red
don't	plate	ham	that	blue	is

Read each word below. Find the matching picture above. Then write the word in each box.

Word:	Word:	Word:
crab You	trap to	press that
dress don't	grab bring	grin is
brush need	frog something	truck poured

When you are done, read the words in order from top to bottom ↓ in each row to figure out the clue.

What Do I Bring?

As you solve each clue, cross out the items that do not belong. The food left at the end is what you need to bring!

Pie	Ham	Bread	Gravy
Corn	Turkey	Mashed Potatoes	Peas

Name: _____

Each time students solve a clue, it will reveal what foods to cross out.

When all clues are completed, the mystery of the Thanksgiving feast will be solved!

SKILL PRACTICE

- 1st Grade Phonics Review
- Beginning L Blends
- Beginning R Blends
- Beginning S Blends
- Final Blends
- Digraphs (CH-, SH-, -CK, -TH)

Clue #1: Fill in the Blank

Read each word below. Find the word that matches the picture.

When you are done, read the words.

Clue #2: Fork or Knife?

Which has more correct answers? If it's the fork, cross out anything with a spoon in it. If it's the knife, cross out anything with dough.

sing		bang	milk		
last		lost	gulp		gift
dusk		desk	sand		wind
junk		jump	raft		soft

Clue #3: Color the Turkeys

Circle the right answer and color in the picture. Then read the bottom.

ch - red plate


picture of the table.

list if:

- orange mat
- red plate
- brown nuts
- red bun
- yellow broth
- orange ham

All clues focus on reviewing 1st grade phonic skills!

MULTIPLE VERSIONS



Print & Digital Forms

Clue #1: Fill in the Blank

something ham leg crust need you

Clue #2: Fork or Knife?

Which has more correct answers? If it's the fork, cross out anything with a spoon in it. If it's the knife, cross out anything with a dough.

Clue #3: Color the Turkeys

Circle the right answer and color in the picture. Then read the bottom.

ch - red mat
sh - orange mat
ck - yellow mat
th - brown mat

ch - red plate
sh - orange plate
ck - yellow plate
th - brown plate

ch - red nuts
sh - orange nuts
ck - yellow nuts
th - brown nuts

ch - red bun
sh - orange bun
ck - yellow bun
th - brown bun

ch - red broth
sh - orange broth
ck - yellow broth
th - brown broth

ch - red ham
sh - orange ham
ck - yellow ham
th - brown ham

Choose the key below that matches how you colored the picture of the table.

You need to bring a bowl if:
orange mat
yellow plate
red nuts
brown bun
red broth
orange ham

You need to bring a spoon if:
red mat
orange plate
brown nuts
yellow bun
red broth
orange ham

You need to bring a saucer if:
orange mat
orange plate
brown nuts
yellow bun
yellow broth
orange ham

You need to bring a vegetable if:
orange mat
red plate
brown nuts
red bun
yellow broth
orange ham

Clue #1: Fill in the Blank

something ham leg crust need you

Clue #2: Fork or Knife?

Which has more correct answers? If it's the fork, cross out anything with a spoon in it. If it's the knife, cross out anything with a dough.

Clue #3: Color the Turkeys

Circle the right answer and color in the picture. Then read the bottom.

Clue #4: Word Hunt

Circle the boxes that are true. Cross out the boxes that are not. Read the words you circled from left to right like a book to solve the clue.

you like can not

with

hands

flat plant clip cliff

Write the phrase on the line. Cross the wrong foods off your list.
The food you need to bring:
YOU CAN EAT IT WITH A SPOON

Clue #3: Color the Turkeys

Circle the right answer and color in the picture. Then read the bottom.

ch - red mat
sh - orange mat
ck - yellow mat
th - brown mat

ch - red plate
sh - orange plate
ck - yellow plate
th - brown plate

ch - red nuts
sh - orange nuts
ck - yellow nuts
th - brown nuts

ch - red bun
sh - orange bun
ck - yellow bun
th - brown bun

ch - red broth
sh - orange broth
ck - yellow broth
th - brown broth

ch - red ham
sh - orange ham
ck - yellow ham
th - brown ham

Choose the key below that matches how you colored the picture of the table.

You need to bring a bowl if:
orange mat
yellow plate
red nuts
brown bun
red broth
orange ham

You need to bring a spoon if:
red mat
orange plate
brown nuts
red broth
orange ham

You need to bring a saucer if:
orange mat
orange plate
brown nuts
yellow bun
yellow broth
orange ham

Clue #3: Color the Turkeys

Circle the right answer and color in the picture. Then read the bottom.

ch - red mat
sh - orange mat
ck - yellow mat
th - brown mat

ch - red plate
sh - orange plate
ck - yellow plate
th - brown plate

ch - red nuts
sh - orange nuts
ck - yellow nuts
th - brown nuts

ch - red bun
sh - orange bun
ck - yellow bun
th - brown bun

ch - red broth
sh - orange broth
ck - yellow broth
th - brown broth

ch - red ham
sh - orange ham
ck - yellow ham
th - brown ham

Choose the key below that matches how you colored the picture of the table.

You need to bring a bowl if:
orange mat
yellow plate
red nuts
brown bun
red broth
orange ham

You need to bring a spoon if:
red mat
orange plate
brown nuts
yellow bun
red broth
orange ham

You need to bring a saucer if:
orange mat
orange plate
brown nuts
yellow bun
yellow broth
orange ham

You need to bring a vegetable if:
orange mat
red plate
brown nuts
red bun
yellow broth
orange ham

Short & Long Options

CVC OPTION AVAILABLE




Differentiate within your small groups. Same clues. Same mystery. Different focus!

There is a version of the mystery included that reviews CVC Words (Short A, E, I, O, U).

FAST FINISHER ACTIVITY



The Detective Agency sends
congratulations to:



Lindsay

You solved the mystery!


11/2
Date

Presented by:

AW


LET'S DRAW...

a scarecrow



LET'S DRAW...


a pumpkin



If students finish early,
give them a
certificate of completion
and a directed drawing
to complete while others
continue working.

PHONICS MYSTERY BENEFITS

- No Prep
- Print and Digital Versions
- 3 & 5 Clue Options
- Fun and Engaging
- Easy to Differentiate
- Encourages Critical Thinking
- Aligns with Phonics Standards
- Perfect for Review Days
- Choice between 2 versions: Phonics Review Mystery OR CVC Words Mystery. You can even mix/match clues to combine the 2 skills together (clues are interchangeable)!



In 1st grade, this works well as a whole group lesson or in small groups at the teacher table.

First graders will need teacher support to read & understand the clues/directions

WHY TEACHERS LOVE THESE!

Ordinary phonics worksheets can be boring and unoriginal.

You want activities that are fun and engaging, but also rigorous and meaningful to student learning.

PHONICS MYSTERIES ARE EXACTLY WHAT YOU'VE BEEN LOOKING FOR!

Clue #1: Fill in the Blank

something ham leg crust need you

Clue #2: Fork or Knife?

Which has more correct answers? If it's the fork, cross out anything with a spoon in it. If it's the knife, cross out anything with dough.













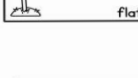
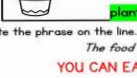






Clue #3: Color the Turkeys

Circle the right answer and color in the picture. Then read the bottom.

Clue #4: Word Hunt

Clue #5: Find It!

Circle the boxes that are true. Cross out the boxes that are not. Read the words you circled from left to right like a book to solve the clue.

 you	 like	 can	 not
 cliff	 flush	 floss	 2+3= plug
 bit	 eat	 it	 with
 plum	 block	 glass	 flip
 corn	 a	 spoon	 hands
flat	plant	clip	cliff

Write the phrase on the line. Cross the wrong foods off your list.
The food you need to bring:
YOU CAN EAT IT WITH A SPOON

The Detective Agency sends congratulations to:

 **Lindsay**

You solved the mystery!

11/2 **SW**

Date Presented by:

LET'S DRAW...

a scarecrow


1 2 3 4 5 6 Color It!



LET'S DRAW...


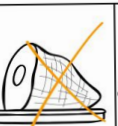






a pumpkin

1 2 3 4 5 6 Color It!



What Do I Bring?

As you solve each clue, cross out the items that do not belong. The food left at the end is what you need to bring!

 Pie	 Ham	 Bread	 Gravy
 Corn	 Turkey	 Mashed Potatoes	 Peas

Name:

solve the mystery



The Case of the Thanksgiving Feast

THE LIFETIME LEARNER

WHAT MAKES READING MYSTERIES UNIQUE?

Reading Mysteries aren't just a copy of Math Mysteries!

They have brand-new clues, focus on reading skills, and even feature a different conclusion to the mystery.

The only thing that stays the same is the list of suspects students start with!

So, if you have both, students can play during math and then again during reading for double the fun.

Reading

Example
of Clue 1

Math

Clue #1: Fill in the Blank

Find the matching picture above. Then write the word in each box.

Word:	Word:	Word:
trap	to	press
dress	don't	grab
brush	need	frog

When you are done, read the words in order from top to bottom in each row to figure out the clue.

Clue #1: Descrambler

Solve each question. When the letters are unscrambled, they will make up the clue.

W	T	T	A	E
8+6=14	16+4=20	4+9=13	12+7=19	5+6=11
E	T	S	E	R

Place the correct letter on top of each matching answer.

Someone else is bringing a:

S W E E T T R E A T

KEEP THE FUN GOING!

GRAB A MATH MYSTERY:

Math Mysteries aren't just a copy of reading. They come with fresh clues, unique math challenges, and a new culprit, so students are solving an entirely different case!



MORE READING MYSTERIES:

Explore other grade levels to differentiate and keep every student engaged.



**BUY A BUNDLE
TO SAVE BIG!**

