

WHAT IS THIS?

Clue #1: Find It!
Circle the boxes that have a long U sound.
Read the words you circled from left to right like a book to solve the clue.

Clue #2: Descrambler
Look at the picture. Match it to a word below. Write the letter next to each passport on each line. When the letters are unscrambled, they will make up the clue.

Clue #3: Sorting Suitcases
Color the suitcases the same color as the plane they belong in.
Then, find the correct key at the bottom to solve the clue!

Clue #4: Right or Wrong
Does the picture match the word? Color the thumb in to show if you agree.

Clue #5: Word Hunt
Read the box at the bottom.
Cross out these pictures:
What word is left? Write it on the line.

solve the mystery
The Case of the Missing Luggage
THE LIFETIME LEARNER


Where is the Suitcase?
Figure out where you left the missing suitcase by solving each clue.

 Italy	 Japan	 Canada	 Germany
 England	 India	 France	 Ireland

Name: _____

Students complete a series of clues to figure out where the missing suitcase is!

HOW TO PLAY



What Happened?

You were so excited to be on vacation that you accidentally left your suitcase somewhere! Now, you have no idea where it is. Solve the clues to figure out which country your suitcase is in.

1. Take a list of countries and then start solving each clue.
2. Each time you solve a clue, you will get closer to discovering where your suitcase is.
3. Cross out wrong countries each time you find out new information. Good luck!















THE LIFETIME LEARNER

Clue #1: Find It!

Circle the boxes that have a long U sound.

Read the words you circled from left to right like a book to solve the clue.

 can dominoes	 swimsuit not	 eat toes	 beach food
 where rescue	 sing bright	 you suitcase	 eat tissue
 play fight	 pretzels juice	 antlers brain	 tusks leaf









Write the phrase on the line. Cross the wrong places off your list.

NOT WHERE YOU EAT PRETZELS

THE LIFETIME LEARNER

Where is the Suitcase?

Figure out where you left the missing suitcase by solving each clue.

 Italy	 Japan	 Canada	 Germany
 England	 India	 France	 Ireland

Name: _____

THE LIFETIME LEARNER

Each time students solve a clue, it will reveal what country to cross out.
When all clues are completed, the mystery of the missing suitcase be solved!

SKILL PRACTICE

- Long U Review
- UE Words
- UI Words
- EW Words
- Onset and Rime
- Rhyming Words

Clue #1: Find It!
Circle the boxes that have a long U sound.
Read the words you circled from left to right like a book to solve the clue.

can dominoes
where rescue
play fight

Clue #2: Descrambler
Look at the picture. Match it to a word below. Write the letter next to each passport on each line. When the letters are unscrambled, they will make up the clue.

G O T T W
H R A S
T H A T G R O W S

Clue #3: Sorting Suitcases
Color the suitcases the same color as the plane they belong in.
Then, find the correct key at the bottom to solve the clue!

blue red
does not rhyme
blue and good
dew and few
ew and flew
flew and fight
near a pizza if there are:
7 blue
3 red

All clues focus on reviewing Long U!

MULTIPLE VERSIONS





Print & Digital Forms



Clue #1: Find It!
Circle the boxes that have a long U sound.
Read the words you circled from left to right like a book to solve the clue.







Clue #2: Descrambler
Look at the picture. Match it to a word below. Write the letter next to each passport on each line. When the letters are unscrambled, they will make up the clue.

Clue #3: Sorting Suitcases
Color the suitcases the same color as the plane they belong in.
Then, find the correct key at the bottom to solve the clue!

rhymes   does not rhyme

3 Clue Version

but and fry  dew and few 

blue and blue  red and red  true and glue  blew and flew  flew and fight  flew and fight 

The suitcase is not near a bag if there are:
• 5 blue
• 5 red

The suitcase is not near a bag if there are:
• 4 blue
• 6 red

The suitcase is not near a bag if there are:
• 7 blue
• 3 red




THE LIFETIME LEARNER

Clue #1: Find It!
Circle the boxes that have a long U sound.
Read the words you circled from left to right like a book to solve the clue.









Clue #2: Descrambler
Look at the picture. Match it to a word below. Write the letter next to each passport on each line. When the letters are unscrambled, they will make up the clue.









Clue #3: Sorting Suitcases
Color the suitcases the same color as the plane they belong in.
Then, find the correct key at the bottom to solve the clue!









Clue #4: Right or Wrong
Does the picture match the word? Color the thumb in to show if you agree.









news  brew  chew 









Clue #5: Word Hunt
Read the box at the bottom.
What word is left? Write it on the line.









       









       









       









       


       

CVC OPTION AVAILABLE




Differentiate within your small groups. Same clues. Same mystery. Different focus!

There is a version of the mystery included that reviews CVC Words (Short A, E, I, O, U).

FAST FINISHER ACTIVITY



The Detective Agency sends
congratulations to:



Lindsay

You solved the mystery!



11/2

Date

AW


Presented by:

LET'S DRAW...
an island



THE LIFETIME LEARNER


LET'S DRAW...
a volcano



THE LIFETIME LEARNER

If students finish early,
give them a
certificate of completion
and a directed drawing
to complete while others
continue working.



















PHONICS MYSTERY BENEFITS



- No Prep
- Print and Digital Versions
- 3 & 5 Clue Options
- Fun and Engaging
- Easy to Differentiate
- Encourages Critical Thinking
- Aligns with Phonics Standards
- Perfect for Review Days
- Choice between 2 versions: Long U Mystery OR CVC Words Mystery. You can even mix/match clues to combine the 2 skills together (clues are interchangeable)!

Clue #4: Right or Wrong

Does the picture match the word? Color the thumb in to show if you agree.

news  	brew  	chew  
flew  	dew  	drew  
stew  	blew  	crew  

In each box, color a thumbs up or a thumbs down to show if the picture is correct.

How many pictures were correct? The answer will help you know what to keep.

1 Correct = The country starts with letter E. 2 Correct = The country starts with letter M. 3 Correct = The country starts with letter P. 4 Correct = The country starts with letter J.	5 Correct = The country starts with letter I. 6 Correct = The country starts with letter F. 7 Correct = The country starts with letter C. 8 Correct = The country starts with letter G.
--	--

THE LIFETIME LEARNER

In 1st grade, this works well as a whole group lesson or in small groups at the teacher table.

First graders will need teacher support to read & understand the clues/directions

WHY TEACHERS LOVE THESE!

Ordinary phonics worksheets can be boring and unoriginal.

You want activities that are fun and engaging, but also rigorous and meaningful to student learning.

PHONICS MYSTERIES ARE EXACTLY WHAT YOU'VE BEEN LOOKING FOR!

Clue #1: Find It!
Circle the boxes that have a long U sound.
Read the words you circled from left to right like a book to solve the clue.

Clue #2: Descrambler
Look at the picture. Match it to a word below. Write the letter next to each passport on each line. When the letters are unscrambled, they will make up the clue.

Clue #3: Sorting Suitcases
Color the suitcases the same color as the plane they belong in.
Then, find the correct key at the bottom to solve the clue!

Clue #4: Right or Wrong
Does the picture match the word? Color the thumb in to show if you agree.

Clue #5: Word Hunt
Read the box at the bottom.
DEPARTURES →

You left your suitcase so you could go eat.

The Detective Agency sends congratulations to:

Lindsay
You solved the mystery!

11/2 **AW**
Date Presented by:

LET'S DRAW... an island

1 2 3
4 5 6

LET'S DRAW... a volcano

1 2 3
4 5 6

Where is the Suitcase?
Figure out where you left the missing suitcase by solving each clue.

 Italy	 Japan	 Canada	 Germany
 England	 India	 France	 Ireland

Name: _____

solve the mystery

The Case of the Missing Luggage

WHAT MAKES READING MYSTERIES UNIQUE?

Reading Mysteries aren't just a copy of Math Mysteries!

They have brand-new clues, focus on reading skills, and even feature a different conclusion to the mystery.

The only thing that stays the same is the list of suspects students start with!

So, if you have both, students can play during math and then again during reading for double the fun.

Reading

Clue #1: Find It!

Circle the boxes that have a long U sound.
Read the words you circled from left to right like a book to solve the clue.

can dominoes	swimsuit not	eat toes	beach food
sing bright	you suitcase	eat tissue	
play fight	pretzels juice	antlers brain	tusks leaf

Write the phrase on the line. Cross the wrong places off your list.

NOT WHERE YOU EAT PRETZELS

Example
of Clue 1

Math

Clue #1: Fill in the Blank

8	was	2	suitcase	4	was	10	I	India	tall	5	my
12	wasn't	13	pizza		when	1	am	9	animal		with
7	music		lost	3	food	6	deer		eating	11	building
	Germany								Ireland		

Answer: Word: 10 I

How many more people voted for Ireland than England? 7 food

How many people like England the best? 2 suitcase

What country had the least number of votes? England when

How many more people voted for Germany than England? 8 was

What country had 5 votes? Ireland eating

How many people like Ireland the best? 5 my

What country had the most votes? Germany lost

Solve each problem. Write the answer. Then, write the word that goes with it. When you are done, read the words in order from top to bottom in each row to figure out the clue.

KEEP THE FUN GOING!

GRAB A MATH MYSTERY:

Math Mysteries aren't just a copy of reading. They come with fresh clues, unique math challenges, and a new culprit, so students are solving an entirely different case!



MORE READING MYSTERIES:

Explore other grade levels to differentiate and keep every student engaged.



**BUY A BUNDLE
TO SAVE BIG!**

