

# WHAT IS THIS?

**Clue #1: Color the Chocolates**  
Answer each question. Color in each chocolate box. Then, read the bottom.

**Clue #2: Descrambler**  
Look at the picture. Match it to a word below. Write the letter next to each flower on each line. When the letters are unscrambled, they will make up the clue.

**Clue #3: Error Analysis**  
Does the picture match the word? Put a check or an X next to each answer. Read the hint from the character with the most correct answers.

**Clue #4: Word Hunt**  
Read the bottom.

**Clue #5: Multiple Choice**  
Circle the right answer. Then read the bottom.

**Where is the Party?**  
Figure out where the Valentine's Day party is being held by solving each clue.

 99 Love Lane	 44 Love Lane	 77 Candy Road	 55 Candy Road
 33 Heart Way	 88 Heart Way	 22 Rose Street	 66 Rose Street

Name: \_\_\_\_\_

**solve the mystery**  
THE LIFETIME LEARNER  
**The Case of the Valentine Party**

Students complete a series of clues to figure out where the Valentine Party is!

# HOW TO PLAY

## What Happened?


Whoops! You lost the address of the place where the Valentine's Day party is being held. Help figure out where the party is by solving each clue so you can arrive on time!

1. Take a list of places and then start solving each clue.
2. Each time you solve a clue, you will get closer to discovering where the party is.
3. Cross out wrong places each time you find out new information. Good luck!



## Clue #1: Color the Chocolates

Answer each question. Color in each chocolate box. Then, read the bottom.



- |   |   |   |   |   |   |
|---|---|---|---|---|---|
| <input type="checkbox"/> -ing - color it pink   | <input type="checkbox"/> -ing - color it pink   | <input type="checkbox"/> -ing - color it pink   | <input type="checkbox"/> -ing - color it pink   | <input type="checkbox"/> -ing - color it pink   | <input type="checkbox"/> -ing - color it pink   |
| <input type="checkbox"/> -ink - color it purple | <input type="checkbox"/> -ink - color it purple | <input type="checkbox"/> -ink - color it purple | <input type="checkbox"/> -ink - color it purple | <input type="checkbox"/> -ink - color it purple | <input type="checkbox"/> -ink - color it purple |
| <input type="checkbox"/> -unk - color it red    | <input type="checkbox"/> -unk - color it red    | <input type="checkbox"/> -unk - color it red    | <input type="checkbox"/> -unk - color it red    | <input type="checkbox"/> -unk - color it red    | <input type="checkbox"/> -unk - color it red    |
| <input type="checkbox"/> -ang - color it blue   | <input type="checkbox"/> -ang - color it blue   | <input type="checkbox"/> -ang - color it blue   | <input type="checkbox"/> -ang - color it blue   | <input type="checkbox"/> -ang - color it blue   | <input type="checkbox"/> -ang - color it blue   |



What color boxes do you see? Find the key that matches for your next hint!

- |  |   |   |  |
|--|---|---|--|
| <ul style="list-style-type: none"> <li>• 1 pink box</li> <li>• 1 purple boxes</li> <li>• 3 red boxes</li> <li>• 1 blue box</li> </ul> <p>The party house does not have <u>three</u> windows.</p> | <ul style="list-style-type: none"> <li>• 2 pink box</li> <li>• 1 purple boxes</li> <li>• 2 red boxes</li> <li>• 1 blue box</li> </ul> <p>The party house does not have <u>four</u> windows.</p> | <ul style="list-style-type: none"> <li>• 1 pink box</li> <li>• 2 purple boxes</li> <li>• 1 red boxes</li> <li>• 2 blue box</li> </ul> <p>The party house does not have <u>five</u> windows.</p> | <ul style="list-style-type: none"> <li>• 1 pink box</li> <li>• 2 purple boxes</li> <li>• 2 red boxes</li> <li>• 1 blue box</li> </ul> <p>The party house does not have <u>six</u> windows.</p> |
|--|---|---|--|

## Where is the Party?

Figure out where the Valentine's Day party is being held by solving each clue.



Name: \_\_\_\_\_

Each time students solve a clue, it will reveal what place(s) to cross out.

When all clues are completed, the mystery of the Valentine Party will be solved!

# SKILL PRACTICE

## Clue #1: Color the Chocolates

Answer each question. Color in each chocolate box. Then, read the bottom.



- ing - color it pink
- ink - color it purple
- unk - color it red
- ang - color it blue


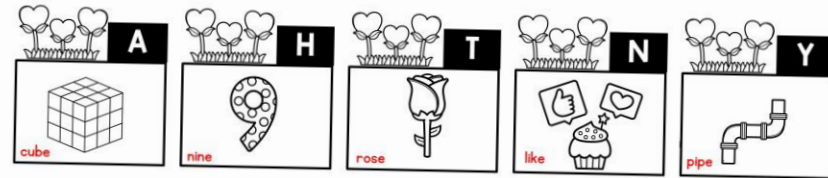


What color boxes c

- 1 pink box
  - 1 purple boxes
  - 3 red boxes
  - 1 blue box
- The party house does not have three windows.

## Clue #2: Descrambler

Look at the picture. Match it to a word below. Write the letter next to each flower on each line. When the letters are unscrambled, they will make up the clue.




The party is not

O N H E A R T W A Y  
bike like nine gave cube hope rose cute note pipe

## Clue #3: Error Analysis

Are the words match the picture? Put a check or an X next to each answer. Use the hint from the character with the most correct answers.



- 1st Grade Phonics Review
- Glued Sounds
- CVCe Words
- Long A Words (AI and AY)
- -CK Digraphs
- Floss Rule

All clues focus on reviewing 1<sup>st</sup> grade phonic skills!

# MULTIPLE VERSIONS



## Print & Digital Forms

**Clue #1: Color the Chocolates**  
Answer each question. Color in each chocolate box. Then, read the bottom.

**Clue #2: Descrambler**  
Look at the picture. Match it to a word below. Write the letter next to each flower on each line. When the letters are unscrambled, they will make up the clue.

**Clue #3: Error Analysis**  
Does the picture match the word? Put a check or an X next to each answer. Read the hint from the character with the most correct answers.

**3 Clue Version**

waist  day  maid  
sail  tray  braid  
lay  spray  brain

**Clue #1: Color the Chocolates**  
Answer each question. Color in each chocolate box. Then, read the bottom.

**Clue #2: Descrambler**  
Look at the picture. Match it to a word below. Write the letter next to each flower on each line. When the letters are unscrambled, they will make up the clue.

**Clue #3: Error Analysis**  
Does the picture match the word? Put a check or an X next to each answer.

**Clue #4: Word Hunt**  
Read the bottom.

**Clue #5: Multiple Choice**  
Circle the right answer. Then read the bottom.

**5 Clue Version**

Circle how many you chose in each box below. Then, read the phrase to know what to cross out.

How many A's did you circle?  
1 A = no  
2 A's = big  
3 A's = small  
4 A's = yes

How many B's did you circle?  
1 B = roof  
2 B's = heart  
3 B's = circle  
4 B's = house

How many C's did you circle?  
1 C = back  
2 C's = front  
3 C's = green  
4 C's = red

How many D's did you circle?  
1 D = bush  
2 D's = tree  
3 D's = door  
4 D's = window

**Clue #1: Color the Chocolates**  
Answer each question. Color in each chocolate box. Then, read the bottom.

What color boxes do you see? Find the key that matches for your next hint!

- 1 pink box, 1 purple boxes, 3 red boxes, 1 blue box
- 2 pink box, 1 purple boxes, 2 red boxes, 1 blue box
- 1 pink box, 2 purple boxes, 1 red boxes, 2 blue box
- 1 pink box, 2 purple boxes, 2 red boxes, 1 blue box

The party house does not have three windows.

**Clue #1: Color the Chocolates**  
Answer each question. Color in each chocolate box. Then, read the bottom.

What color boxes do you see? Find the key that matches for your next hint!

- 1 pink box, 2 purple boxes, 2 red boxes, 1 blue box
- 2 pink box, 1 purple boxes, 2 red boxes, 1 blue box
- 1 pink box, 2 purple boxes, 1 red boxes, 2 blue box
- 1 pink box, 2 purple boxes, 2 red boxes, 1 blue box

The party house does not have three windows.

## Short & Long Options

# CVC OPTION AVAILABLE

**Where is the Party?**  
Figure out where the Valentine's Day party is being held by solving each clue.

 99 Love Lane	 44 Love Lane	 77 Candy Road	 55 Candy Road
 33 Heart Way	 88 Heart Way	 22 Rose Street	 66 Rose Street

Name: \_\_\_\_\_

**Clue #1: Color the Chocolates**  
How does each word end? Color in each chocolate box. Then, read the bottom.

f	f	f	f

ed - color it pink  
 ed - color it purple  
 ed - color it red  
 ed - color it blue

ed - color it pink  
 ed - color it purple  
 ed - color it red  
 ed - color it blue

ed - color it pink  
 ed - color it purple  
 ed - color it red  
 ed - color it blue

ed - color it pink  
 ed - color it purple  
 ed - color it red  
 ed - color it blue

What color boxes do you see? Find the key that matches for your next hint!

1 pink box  
1 purple box  
3 red boxes  
1 blue box  
The party house does not have three windows.

**Clue #2: Descrambler**  
Look at the picture. Match it to a word below. Write the letter next to each flower on each line. When the letters are unscrambled, they will make up the clue.

	A	H	T	N	Y
	W	O	E	R	A

**Clue #3: Error Analysis**  
Does the picture match the word? Put a check or an X next to each answer. Read the hint from the character with the most correct answers.

The party is in a house with hearts on the roof.

The party is in a house with hearts on the door.

The party is in a house with hearts on the bush.

rot  
sip  
ham  
cap  
dot  
peg

**Clue #4: Word Hunt**  
Read the bottom.

mad box mug tree pan mix

Cross out these pictures above.

There are no trees in the front yard.

What word is left? Write it on the line.

**Clue #5: Multiple Choice**  
Circle the right answer. Then read the bottom.


A. den  
B. dam  
C. dip  
D. dog

A. box  
B. bib  
C. bat  
D. bit

A. run  
B. rug  
C. rag  
D. rat

A. not  
B. nip  
C. nap  
D. net

A. bag  
B. bin  
C. bat  
D. big

A. sub  
B. cab  
C. cut  
D. cat

A. tub  
B. tip  
C. top  
D. tap

A. sum  
B. sip  
C. sur  
D. sat

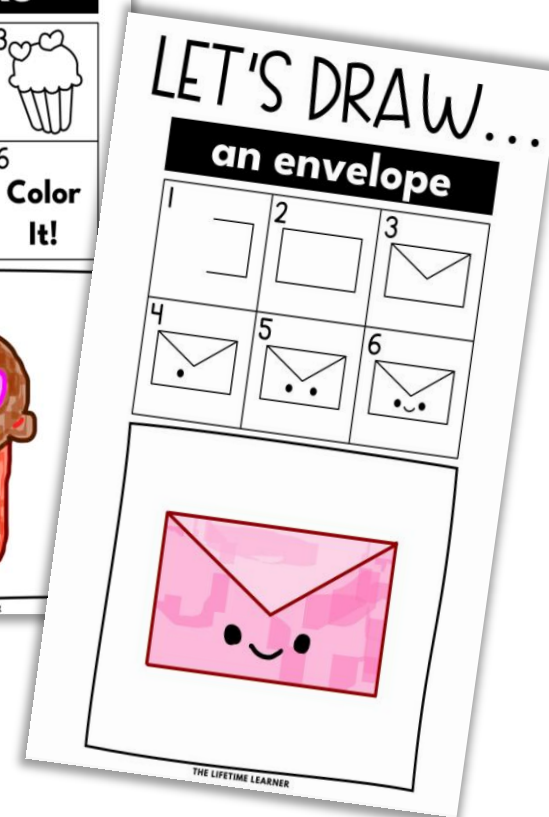

Circle how many you chose in each box below. Then, read the phrase to know what to cross out.

How many As did you circle? 1 A = no 2 As = big 3 As = small 4 As = yes	How many Bs did you circle? 1 B = roof 2 Bs = heart 3 Bs = circle 4 Bs = house	How many Cs did you circle? 1 C = back 2 Cs = front 3 Cs = green 4 Cs = red	How many Ds did you circle? 1 D = bush 2 Ds = tree 3 Ds = door 4 Ds = window
---	--	---	--

Differentiate within your small groups. Same clues. Same mystery. Different focus!

There is a version of the mystery included that reviews CVC Words (Short A, E, I, O, U).

# FAST FINISHER ACTIVITY



If students finish early, give them a certificate of completion and a directed drawing to complete while others continue working.

# PHONICS MYSTERY BENEFITS

- No Prep
- Print and Digital Versions
- 3 & 5 Clue Options
- Fun and Engaging
- Easy to Differentiate
- Encourages Critical Thinking
- Aligns with Phonics Standards
- Perfect for Review Days
- Choice between 2 versions: Phonics Review Mystery OR CVC Words Mystery. You can even mix/match clues to combine the 2 skills together (clues are interchangeable)!

**Clue #4: Word Hunt**  
Read the bottom.

~~brush~~ ~~rash~~   
~~pinch~~ ~~sick~~   
   
~~lunch~~ ~~clock~~

Cross out these pictures above:

What word is left? Write it on the line.

There are no trees  
in the front yard.

THE LIFETIME LEARNER

In 1st grade, this works well as a whole group lesson or in small groups at the teacher table.

First graders will need teacher support to read & understand the clues/directions

# WHY TEACHERS LOVE THESE!

Ordinary phonics worksheets can be boring and unoriginal.

You want activities that are fun and engaging, but also rigorous and meaningful to student learning.

**PHONICS MYSTERIES ARE EXACTLY WHAT YOU'VE BEEN LOOKING FOR!**

**Clue #1: Color the Chocolates**  
Answer each question. Color in each chocolate box. Then, read the bottom.

**Clue #2: Descrambler**  
Look at the picture. Match it to a word below. Write the letter next to each flower on each line. When the letters are unscrambled, they will make up the clue.

**Clue #3: Error Analysis**  
Does the picture match the word? Put a check or an X next to each answer. Read the hint from the character with the most correct answers.

**Clue #4: Word Hunt**  
Read the bottom.

**Clue #5: Multiple Choice**  
Circle the right answer. Then read the bottom.

A. pass B. kiss C. less D. hiss	A. mess B. press C. grass D. dress	A. call B. wall C. ball D. hall	A. huff B. cuff C. fluff D. muff
A. bus B. fuzz C. fuss D. buzz	A. glass B. pass C. grass D. class	A. chill B. grill C. spill D. hill	A. toss B. moss C. boss D. floss

Circle how many you chose in each box below. Then, read the phrase to know what to cross out.

How many As did you circle? 1 A = yes 2 As = big 3 As = small 4 As = yes	How many Bs did you circle? 1 B = roof 2 Bs = heart 3 Bs = circle 4 Bs = house	How many Cs did you circle? 1 C = back 2 Cs = front 3 Cs = green 4 Cs = red	How many Ds did you circle? 1 D = bush 2 Ds = tree 3 Ds = door 4 Ds = window
--	--	---	--

The Detective Agency sends congratulations to:

**Lindsay**

You solved the mystery!

11/2 Date      SW Presented by:

LET'S DRAW...  
a cupcake

LET'S DRAW...  
an envelope

Color It!

**Where is the Party?**  
Figure out where the Valentine's Day party is being held by solving each clue.

99 Love Lane	44 Love Lane	77 Candy Road	55 Candy Road
33 Heart Way	88 Heart Way	22 Rose Street	66 Rose Street

Name: \_\_\_\_\_

**solve the mystery**

The Case of the Valentine Party

THE LIFETIME LEARNER

# WHAT MAKES READING MYSTERIES UNIQUE?



**Reading**

Reading Mysteries aren't just a copy of Math Mysteries!

They have brand-new clues, focus on reading skills, and even feature a different conclusion to the mystery.

The only thing that stays the same is the list of suspects students start with!

So, if you have both, students can play during math and then again during reading for double the fun.

Example of Clue 1

**Math**



### Clue #1: Color the Chocolates

Answer each question. Color in each chocolate box. Then, read the bottom.

<input type="checkbox"/> -ng - color it pink <input type="checkbox"/> -nk - color it purple <input type="checkbox"/> -rk - color it red <input type="checkbox"/> -r - color it blue	<input type="checkbox"/> -ng - color it pink <input type="checkbox"/> -nk - color it purple <input type="checkbox"/> -rk - color it red <input type="checkbox"/> -ng - color it blue	<input type="checkbox"/> -ng - color it pink <input type="checkbox"/> -nk - color it purple <input type="checkbox"/> -rk - color it red <input type="checkbox"/> -ng - color it blue	<input type="checkbox"/> -ng - color it pink <input type="checkbox"/> -nk - color it purple <input type="checkbox"/> -rk - color it red <input type="checkbox"/> -ng - color it blue	<input type="checkbox"/> -ng - color it pink <input type="checkbox"/> -nk - color it purple <input type="checkbox"/> -rk - color it red <input type="checkbox"/> -ng - color it blue	<input type="checkbox"/> -ng - color it pink <input type="checkbox"/> -nk - color it purple <input type="checkbox"/> -rk - color it red <input type="checkbox"/> -ng - color it blue

What color boxes do you see? Find the key that matches for your next hint!

<ul style="list-style-type: none"><li>1 pink box</li><li>1 purple boxes</li><li>3 red boxes</li><li>1 blue box</li></ul> <p>The party house does not have <u>three</u> windows.</p>	<ul style="list-style-type: none"><li>2 pink box</li><li>1 purple boxes</li><li>2 red boxes</li><li>1 blue box</li></ul> <p>The party house does not have <u>four</u> windows.</p>	<ul style="list-style-type: none"><li>1 pink box</li><li>2 purple boxes</li><li>1 red boxes</li><li>2 blue box</li></ul> <p>The party house does not have <u>five</u> windows.</p>	<ul style="list-style-type: none"><li>1 pink box</li><li>2 purple boxes</li><li>2 red boxes</li><li>1 blue box</li></ul> <p>The party house does not have <u>six</u> windows.</p>
---	--	--	---

### Clue #1: Sorting Cupcakes

Find each answer. Color the cupcakes the same color as the box they belong in. Then, find the correct key at the bottom to solve the clue!


<ul style="list-style-type: none"><li>3 pink cupcakes</li><li>1 purple cupcake</li><li>4 red cupcakes</li><li>2 blue cupcakes</li></ul> <p>Cross out houses with 1 tree in the front yard.</p>	<ul style="list-style-type: none"><li>3 pink cupcakes</li><li>2 purple cupcakes</li><li>3 red cupcakes</li><li>2 blue cupcakes</li></ul> <p>Cross out houses with 2 trees in the front yard.</p>	<ul style="list-style-type: none"><li>3 pink cupcakes</li><li>3 purple cupcakes</li><li>2 red cupcakes</li><li>2 blue cupcakes</li></ul> <p>Cross out houses with any bushes in the front yard.</p>	<ul style="list-style-type: none"><li>2 pink cupcakes</li><li>3 purple cupcakes</li><li>2 red cupcakes</li><li>3 blue cupcakes</li></ul> <p>Cross out houses with windows.</p>
--	--	---	--

# KEEP THE FUN GOING!

## GRAB A MATH MYSTERY:

Math Mysteries aren't just a copy of reading. They come with fresh clues, unique math challenges, and a new culprit, so students are solving an entirely different case!



## MORE READING MYSTERIES:

Explore other grade levels to differentiate and keep every student engaged.



BUY A BUNDLE  
TO SAVE BIG!

