


WHAT IS THIS?



Clue #1: Fill in the Blank

up ☐ does ☐ stick ☐ two ☐ six ☐ four

Clue #2: Word Hunt

Clue #3: Winter Animals

Which animal has the correct word? Circle it.

If the bunny has more, cross out the top row.
If the bird has more, cross out the bottom row.

Clue #4: Error Analysis

Does the picture match the word? Put a check or an X next to each answer.
Read the hint from the snowman with the most correct answers. Cross one snowman out.

The snowman has a scarf.

Clue #5: Read It Like a Book

Color the boxes that are true. Cross out the boxes that are not true.
Read the words at the top of each box you colored from left to right like a book to solve the clue.

<input checked="" type="checkbox"/> no	<input checked="" type="checkbox"/> the	<input checked="" type="checkbox"/> arm	<input checked="" type="checkbox"/> snowman
<input checked="" type="checkbox"/> dress	<input checked="" type="checkbox"/> clock	<input checked="" type="checkbox"/> drip	<input checked="" type="checkbox"/> scab
<input checked="" type="checkbox"/> has	<input checked="" type="checkbox"/> stick	<input checked="" type="checkbox"/> sled	<input checked="" type="checkbox"/> smile
<input checked="" type="checkbox"/> frost	<input checked="" type="checkbox"/> flat	<input checked="" type="checkbox"/> crack	<input checked="" type="checkbox"/> brick
<input checked="" type="checkbox"/> scarf	<input checked="" type="checkbox"/> round	<input checked="" type="checkbox"/> big	<input checked="" type="checkbox"/> head
<input checked="" type="checkbox"/> slap	<input checked="" type="checkbox"/> step	<input checked="" type="checkbox"/> grass	

Write the phrase on the line. Cross the wrong snowman off your list.

THE SNOWMAN HAS A ROUND HEAD

solve the mystery

The Case of the Winter Snowman

Which Snowman is Mine?


As you solve each clue, cross out the wrong answers. The snowman left at the end is the one I built!

Snowman #1	Snowman #2	Snowman #3	Snowman #4
Snowman #5	Snowman #6	Snowman #7	Snowman #8

Name: _____

Students complete a series of clues to figure out which is the mystery snowman!

HOW TO PLAY



What Happened?

Lots of kids who live in the neighborhood built a snowman for everyone to see. Can you figure out which one I built? Solve the clues to figure out the mystery and reveal which snowman belongs to me!

1. Take a snowman list and then start solving each clue.
2. Each time you solve a clue, you will get closer to discovering which snowman is mine.
3. Cross out wrong snowmen each time you find out new information. Good luck!



THE LIFETIME LEARNER

Clue #1: Fill in the Blank



Read each word below. Find the matching picture above. Then write the word in each box.

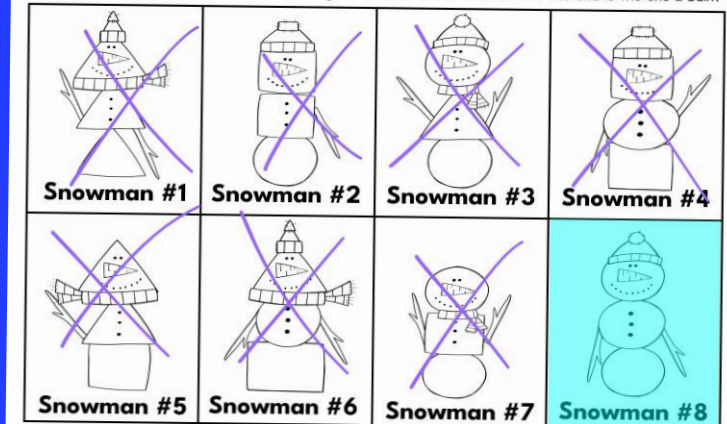
Word:	Word:	Word:
shrimp The	scrub made	sprint two
strips snowman	shrug does	splat stick
shred I	splash have	spring arms

When you are done, read the words in order from top to bottom ↓ in each row to figure out the clue.

THE LIFETIME LEARNER

Which Snowman is Mine?

As you solve each clue, cross out the wrong answers. The snowman left at the end is the one I built!



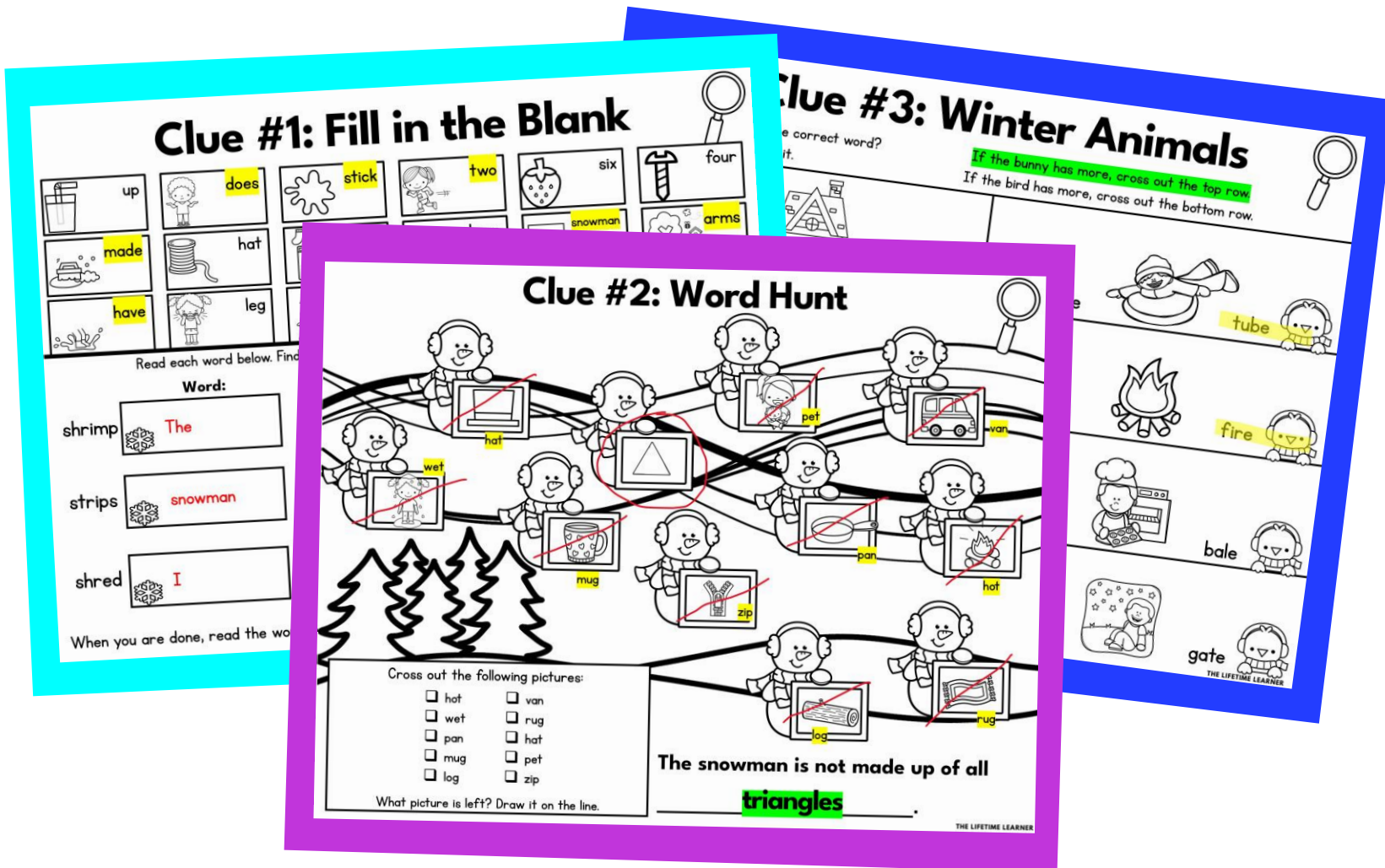
Name: _____

THE LIFETIME LEARNER

Each time students solve a clue, it will reveal what snowman to cross out.
When all clues are completed, the mystery of the winter snowman will be solved!

SKILL PRACTICE

- 1st Grade Phonics Review
- 3 Letter Blends
- CVCe Words
- CVC Words (Short A Words)
- Digraphs (SH, CH, TH, CK)
- Beginning Blends (LRS)



All clues focus on reviewing 1st grade phonic skills!

MULTIPLE VERSIONS



Print & Digital Forms

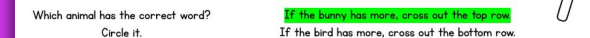
Clue #1: Fill in the Blank



Clue #2: Word Hunt



Clue #3: Winter Animals



3 Clue Version

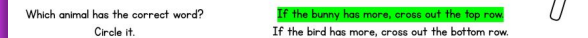
Clue #1: Fill in the Blank



Clue #2: Word Hunt



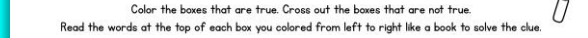
Clue #3: Winter Animals



Clue #4: Error Analysis

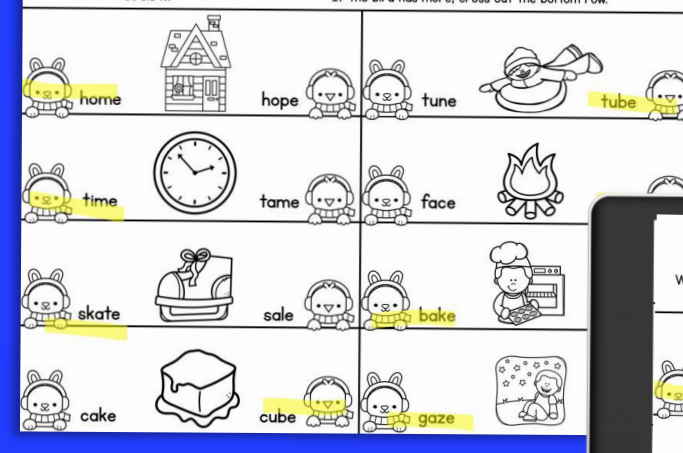
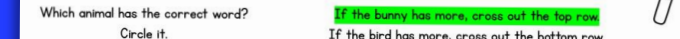


Clue #5: Read It Like a Book


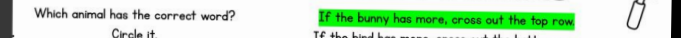


5 Clue Version

Clue #3: Winter Animals

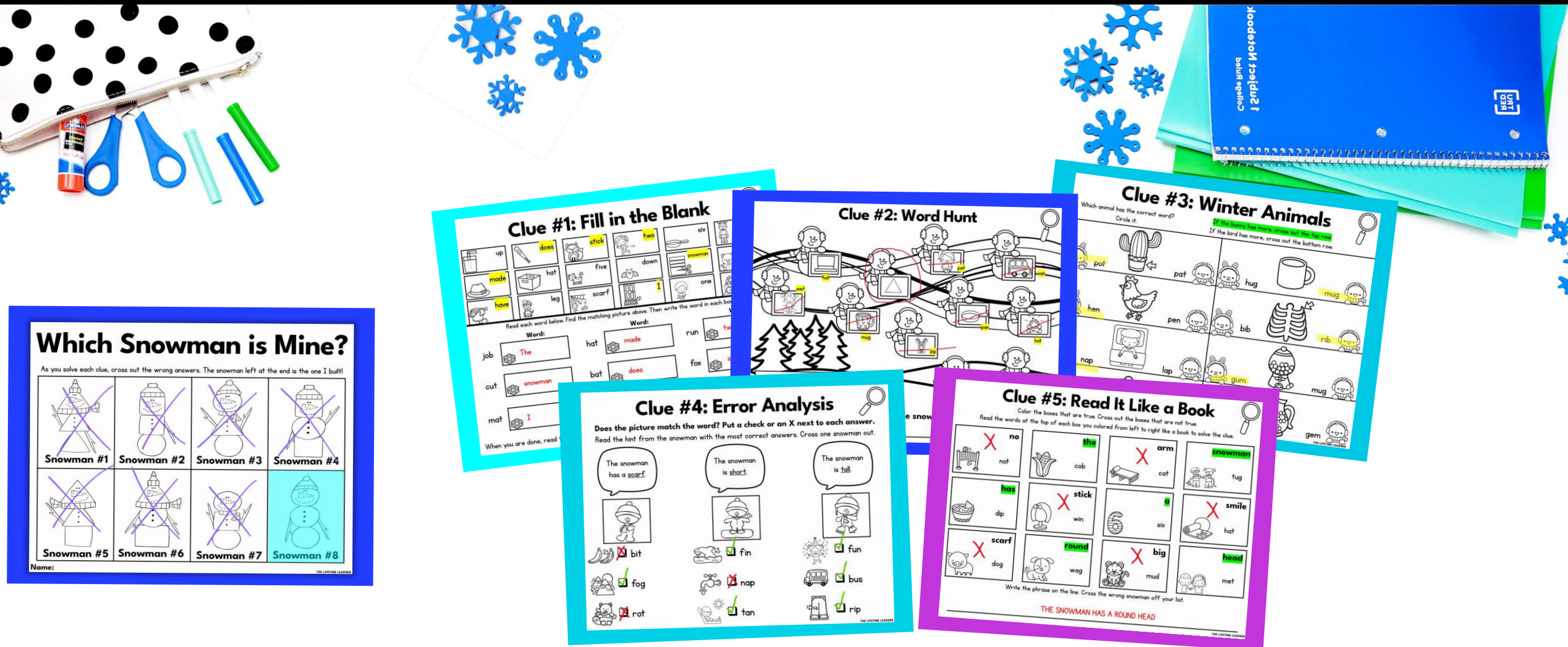


Clue #3: Winter Animals



Short & Long Options

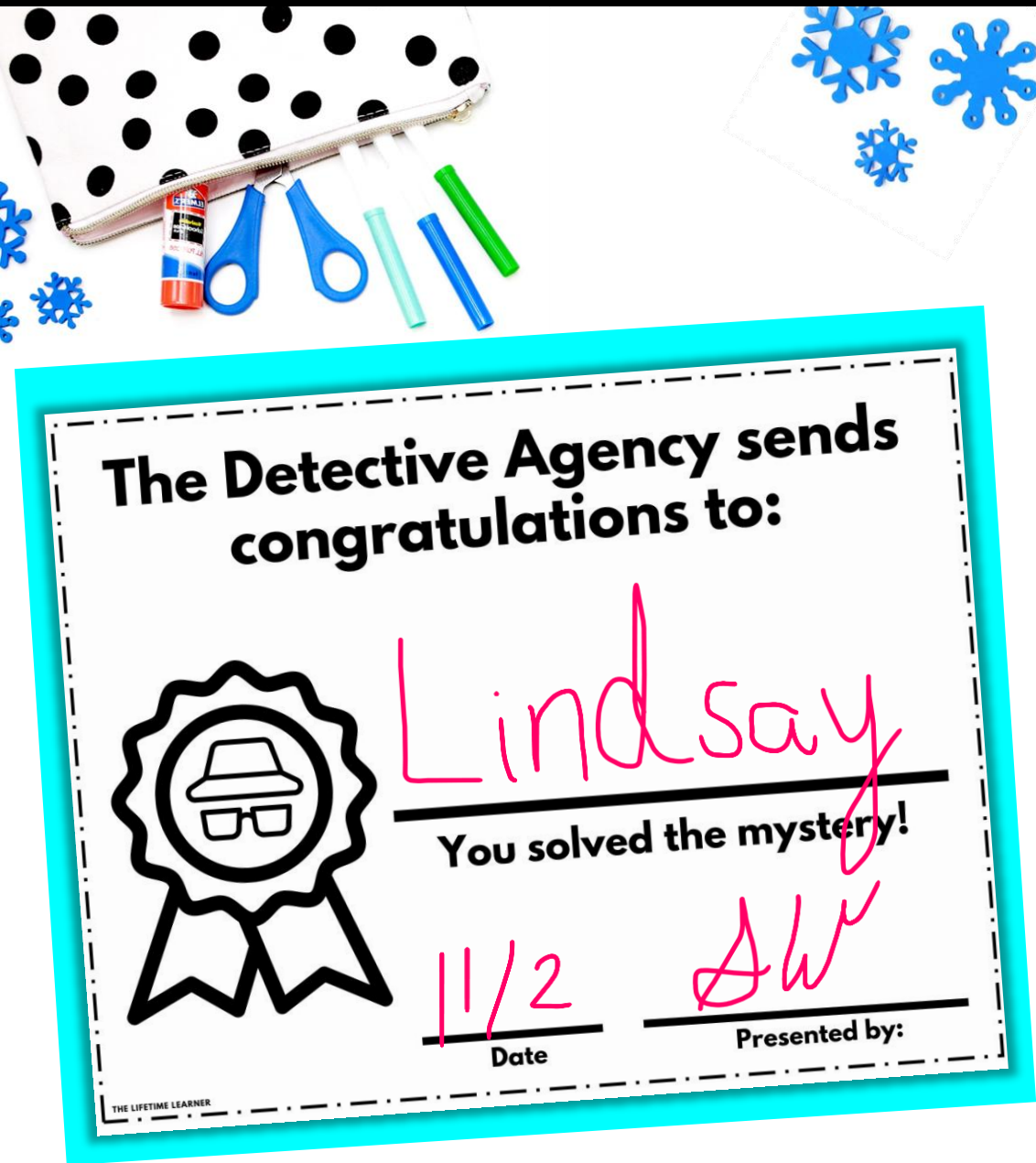
CVC OPTION AVAILABLE



Differentiate within your small groups. Same clues. Same mystery. Different focus!


There is a version of the mystery included that reviews CVC Words (Short A, E, I, O, U).

FAST FINISHER ACTIVITY




If students finish early, give them a certificate of completion and a directed drawing to complete while others continue working.













PHONICS MYSTERY BENEFITS



- No Prep
- Print and Digital Versions
- 3 & 5 Clue Options
- Fun and Engaging
- Easy to Differentiate
- Encourages Critical Thinking
- Aligns with Phonics Standards
- Perfect for Review Days
- Choice between 2 versions: Phonics Review Mystery OR CVC Words Mystery. You can even mix/match clues to combine the 2 skills together (clues are interchangeable)!

Clue #4: Error Analysis 

Does the picture match the word? Put a check or an X next to each answer.
Read the hint from the snowman with the most correct answers. Cross one snowman out.

Clue 1: The snowman has a <u>scarf</u> .	Clue 2: The snowman is <u>short</u> .	Clue 3: The snowman is <u>tall</u> .
		
 <input checked="" type="checkbox"/> thick	 <input checked="" type="checkbox"/> chips	 <input checked="" type="checkbox"/> chop
 <input checked="" type="checkbox"/> crash	 <input checked="" type="checkbox"/> sock	 <input checked="" type="checkbox"/> bath
 <input checked="" type="checkbox"/> chick	 <input checked="" type="checkbox"/> shelf	 <input checked="" type="checkbox"/> neck

THE LIFETIME LEARNER

In 1st grade, this works well as a whole group lesson or in small groups at the teacher table.

First graders will need teacher support to read & understand the clues/directions

WHY TEACHERS LOVE THESE!

Ordinary phonics worksheets can be boring and unoriginal.

You want activities that are fun and engaging, but also rigorous and meaningful to student learning.

PHONICS MYSTERIES ARE EXACTLY WHAT YOU'VE BEEN LOOKING FOR!

Clue #1: Fill in the Blank

up does stick two six four

Clue #2: Word Hunt

Clue #3: Winter Animals

Which animal has the correct word? Circle it.

If the bunny has more, cross out the top row.

If the bird has more, cross out the bottom row.

Clue #4: Error Analysis

















Does the picture match the word? Put a check or an X next to each answer.

Read the hint from the snowman with the most correct answers. Cross one snowman out.

Clue #5: Read It Like a Book

Color the boxes that are true. Cross out the boxes that are not true.

Read the words at the top of each box you colored from left to right like a book to solve the clue.

 no	 the	 arm	 snowman
 dress	 clock	 drip	 scab
 has	 stick	 a	 smile
 frost	 flat	 sled	 brick
scarf	round	big	head
slap	step	crack	grass

Write the phrase on the line. Cross the wrong snowman off your list.

THE SNOWMAN HAS A ROUND HEAD

The Detective Agency sends congratulations to:

 **Lindsay**

You solved the mystery!

11/2 Date Presented by: **AW**

LET'S DRAW...
a jacket

1 2 3


4 5 6



LET'S DRAW...
a penguin


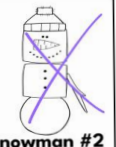



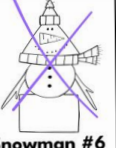


1 2 3

4 5 6




Which Snowman is Mine?

As you solve each clue, cross out the wrong answers. The snowman left at the end is the one I built!

 Snowman #1	 Snowman #2	 Snowman #3	 Snowman #4
 Snowman #5	 Snowman #6	 Snowman #7	 Snowman #8

Name:

solve the mystery



THE LIFETIME LEARNER

The Case of the Winter Snowman

WHAT MAKES READING MYSTERIES UNIQUE?

Reading Mysteries aren't just a copy of Math Mysteries!

They have brand-new clues, focus on reading skills, and even feature a different conclusion to the mystery.

The only thing that stays the same is the list of suspects students start with!



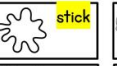











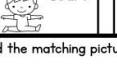
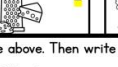
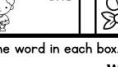
So, if you have both, students can play during math and then again during reading for double the fun.

Reading




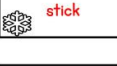


Example
of Clue 1

Math

Clue #1: Fill in the Blank

 up	 does	 stick	 two	 six	 four
 made	 hat	 five	 down	 snowman	 arms
 leg	 scarf	 I	 one	 the	







Find the matching picture above. Then write the word in each box.

scrub	 made	sprint	 two
strips	 snowman	shrug	 does
shred	 I	splash	 have

When you are done, read the words in order from top to bottom in each row to figure out the clue.

Clue #1: Descrambler

Solve each question. When the letters are unscrambled, they will make up the clue.

$7 + _ = 12$ 5	 L	$_ - 5 = 2$ 7	 R	$_ + 5 = 18$ 13	 E
$_ = 9$ C	 C	$4 + _ = 15$ 11	 I	$_ - 2 = 6$ 8	 C

Place the correct letter on top of each matching answer.

My snowman's body has at least one:

C	I	R	C	L	E
8	11	7	2	5	13

KEEP THE FUN GOING!

GRAB A MATH MYSTERY:

Math Mysteries aren't just a copy of reading. They come with fresh clues, unique math challenges, and a new culprit, so students are solving an entirely different case!



MORE READING MYSTERIES:

Explore other grade levels to differentiate and keep every student engaged.



**BUY A BUNDLE
TO SAVE BIG!**

