

WHAT IS THIS?



Clue #1: Read It Like a Book
Color the present tense boxes yellow. Color the past tense boxes green. Color the future tense boxes red.
Then, read the words at the top of the boxes in yellow from left to right like a book to solve the clue.

Clue #2: Holiday Lights
Choose the abstract or concrete noun in each sentence. Then color each light in the correct color.

concrete	abstract	concrete	abstract	concrete	abstract
The tree stood tall	Her kindness	I hung my old stockings	There was a snowman	Grandma's cookies	The children's laughter

Clue #3: Right or Wrong?
Does each box show synonyms or antonyms? Color each thumb to show if you agree with the answer.

antonyms	synonyms	antonyms	synonyms
The kids were asleep while Santa was awake.	He opened one gift last night and saved the rest of the gifts for today.	Choose a stocking and select a treat.	Choose a stocking and select a treat.

Clue #4: Word Hunt
fireplace snowman

Clue #5: Descrambler
Read each sentence. Match it to a prepositional phrase below. Write the letter next to each chimney on each line. When the letters are unscrambled, they will make up the clue.

The stockings hung <u>above</u> the fireplace.	We placed the presents <u>under</u> the tree.	The cookies were cooling <u>on</u> the counter.	Santa climbed <u>down</u> the chimney.
The gift had fallen <u>behind</u> the big chair and was hidden.	The snow fell gently <u>through</u> the air.	We sat <u>beside</u> each other to open gifts.	

Santa was not near any **S N O W M E N** today.
down under through above behind beside on

solve the mystery

The Case of the Missing Santa
THE LIFETIME LEARNER

The North Pole


As you solve each clue, cross out the places that Santa is not located at. The place left at the end will reveal Santa's location!

REINDEER STABLES
NORTH POLE AVE
SANTA'S HOUSE
GINGERBREAD HOUSE
SLEIGH GARAGE
POLAR BEAR ORPHANAGE
ELF VILLAGE
TOY FACTORY

Name: _____

Students complete a series of clues to figure out where Santa is!


HOW TO PLAY



What Happened?

Oh no! SANTA IS MISSING!! It's your job to figure out where he is. Solve the clues to figure out where Santa is and solve the mystery!

1. Take a location list and then start solving each clue.
2. Each time you solve a clue, you will get closer to discovering where Santa is.
3. Cross out wrong places each time you find out new information. Good luck!



THE LIFETIME LEARNER

Clue #1: Read It Like a Book

Color the present tense boxes yellow. Color the past tense boxes green. Color the future tense boxes red. Then, read the words at the top of the boxes in yellow from left to right like a book to solve the clue.

Santa The snow falls gently on the roof.	will We will decorate the tree tomorrow.	is Mom wraps gifts in shiny paper.	can I made a card for Grandma.
not Our tree sparkles with colorful lights.	in The kids sing carols in the living room.	sup We will open our gifts on Christmas morning.	his We eat hot cocoa by the fire.
elf Dad cooked a big Christmas breakfast.	pet We will watch a holiday movie tonight.	bed My brother builds a gingerbread house.	toy I wore my Christmas pajamas to bed.


Write the phrase on the line. Cross the wrong place off your list.

Santa is not in his bed

THE LIFETIME LEARNER

The North Pole

As you solve each clue, cross out the places that Santa is not located at. The place left at the end will reveal Santa's location!



Name: _____

THE LIFETIME LEARNER

Each time students solve a clue, it will reveal what place to cross out.

When all clues are completed, "The Mystery of the Missing Santa" will be solved!

SKILL PRACTICE

Clue #1: Read It Like a Book
Color the present tense boxes yellow. Color the past tense boxes green. Color the future tense boxes red.
Then, read the words at the top of the boxes in yellow from left to right like a book to solve the clue.

Clue #2: Holiday Lights
Choose the abstract or concrete noun in each sentence. Then color each light in the correct color.

concrete	abstract	concrete	abstract	concrete	abstract
The tree stood tall in the dark corner.	Her kindness showed in the gift she made.	I hung my old stocking by the fireplace.	There was peace in the quiet snowfall.	Grandma poured cocoa into red mugs.	The children's hope grew as they waited for Santa.
<input type="checkbox"/> tall - red <input type="checkbox"/> stood - green <input checked="" type="checkbox"/> tree - yellow <input type="checkbox"/> dark - brown	<input type="checkbox"/> made - red <input type="checkbox"/> showed - green <input type="checkbox"/> gift - yellow <input checked="" type="checkbox"/> kindness - brown	<input checked="" type="checkbox"/> fireplace - red <input type="checkbox"/> old - green <input type="checkbox"/> I - yellow <input type="checkbox"/> hung - brown	<input type="checkbox"/> snowfall - red <input type="checkbox"/> quiet - green <input type="checkbox"/> there - yellow <input checked="" type="checkbox"/> peace - brown	<input type="checkbox"/> into - red <input checked="" type="checkbox"/> cocoa - green <input type="checkbox"/> poured - yellow <input type="checkbox"/> red - brown	<input type="checkbox"/> Santa - red <input type="checkbox"/> they - green <input checked="" type="checkbox"/> hope - yellow <input type="checkbox"/> waited - brown

What color lights do you see? Find the key that matches for your next hint!

• 2 red lights • 2 brown lights • 1 green light • 1 yellow light	• 1 red light • 1 brown light • 2 green lights • 2 yellow lights	• 1 red light • 2 brown lights • 1 green light • 2 yellow lights	• 2 red lights • 1 brown light • 2 green lights • 1 yellow light
---	---	---	---

Clue #3: Right or Wrong?
Do each show synonyms or antonyms? Color each thumb to show if you agree with the answer.

antonyms
He opened one gift last night and saved the rest of the...

synonyms
Choose a stocking and select a treat to go inside.

synonyms
The tree glowed bright in the dark room.


antonyms
Santa brings smiles to both the old and young.

Grades 2-3 Grammar Review:

- Prepositional Phrases
- Synonyms & Antonyms
- Concrete & Abstract Nouns
- Verb Tenses
- Compound Words

All clues focus on reviewing grammar skills!

MULTIPLE VERSIONS



Print & Digital Forms

Clue #1: Read It Like a Book
Color the present tense boxes yellow. Color the past tense boxes green. Color the future tense boxes red. Then, read the words at the top of the boxes in yellow from left to right like a book to solve the clue.

Clue #2: Holiday Lights
Choose the abstract or concrete noun in each sentence. Then color each light in the correct color.

Clue #3: Right or Wrong?
Does each box show synonyms or antonyms? Color each thumb to show if you agree with the answer.

3 Clue Version

How many boxes were correct?
More green answers = Santa did not go near any animals today.
More red answers = Santa did not plan to drive or fly today.

Clue #1: Read It Like a Book
Color the present tense boxes yellow. Color the past tense boxes green. Color the future tense boxes red. Then, read the words at the top of the boxes in yellow from left to right like a book to solve the clue.

Clue #2: Holiday Lights
Choose the abstract or concrete noun in each sentence. Then color each light in the correct color.

Clue #3: Right or Wrong?
Does each box show synonyms or antonyms? Color each thumb to show if you agree with the answer.

Clue #4: Word Hunt

Clue #5: Descrambler
Read each sentence. Match it to a prepositional phrase below. Write the letter next to each chimney on each line. When the letters are unscrambled, they will make up the clue.

5 Clue Version

Santa was not near any **S N O W M E N** today.

Clue #2: Holiday Lights
Choose the abstract or concrete noun in each sentence. Then color each light in the correct color.

concrete	abstract	concrete	abstract	concrete	abstract
The tree stood tall in the dark corner.	Her kindness showed in the gift she made.	I hung my old stocking by the fireplace.	There was peace in the quiet snowfall.	Grandma poured cocoa into red mugs.	The children's hope grew as they waited for Santa.
<input type="checkbox"/> tall - red <input type="checkbox"/> stood - green <input checked="" type="checkbox"/> tree - yellow <input type="checkbox"/> dark - brown	<input type="checkbox"/> made - red <input type="checkbox"/> showed - green <input type="checkbox"/> gift - yellow <input type="checkbox"/> kindness - brown	<input checked="" type="checkbox"/> fireplace - red <input type="checkbox"/> old - green <input type="checkbox"/> I - yellow <input type="checkbox"/> hung - brown	<input type="checkbox"/> snowfall - red <input type="checkbox"/> quiet - green <input type="checkbox"/> there - yellow <input checked="" type="checkbox"/> peace - brown	<input type="checkbox"/> into - red <input checked="" type="checkbox"/> cocoa - green <input type="checkbox"/> poured - yellow <input type="checkbox"/> red - brown	<input type="checkbox"/> Santa - red <input type="checkbox"/> they - green <input checked="" type="checkbox"/> hope - yellow <input type="checkbox"/> waited - brown

What color lights do you see? Find the key that matches for your next hint!

<ul style="list-style-type: none"> 2 red lights 2 brown lights 1 green light 1 yellow light 	<ul style="list-style-type: none"> 1 red light 1 brown light 2 green lights 2 yellow lights 	<ul style="list-style-type: none"> 1 red light 2 brown lights 1 green light 2 yellow lights 	<ul style="list-style-type: none"> 2 red lights 1 brown light 2 green lights 1 yellow light
---	---	---	---

Clue #2: Holiday Lights
Choose the abstract or concrete noun in each sentence. Then color each light in the correct color.


concrete	abstract	concrete	abstract	concrete	abstract
The tree stood tall in the dark corner.	Her kindness showed in the gift she made.	I hung my old stocking by the fireplace.	There was peace in the quiet snowfall.	Grandma poured cocoa into red mugs.	The children's hope grew as they waited for Santa.
<input type="checkbox"/> tall - red <input type="checkbox"/> stood - green <input checked="" type="checkbox"/> tree - yellow <input type="checkbox"/> dark - brown	<input type="checkbox"/> made - red <input type="checkbox"/> showed - green <input type="checkbox"/> gift - yellow <input checked="" type="checkbox"/> kindness - brown	<input checked="" type="checkbox"/> fireplace - red <input type="checkbox"/> old - green <input type="checkbox"/> I - yellow <input type="checkbox"/> hung - brown	<input type="checkbox"/> snowfall - red <input type="checkbox"/> quiet - green <input type="checkbox"/> there - yellow <input checked="" type="checkbox"/> peace - brown	<input type="checkbox"/> into - red <input checked="" type="checkbox"/> cocoa - green <input type="checkbox"/> poured - yellow <input type="checkbox"/> red - brown	<input type="checkbox"/> Santa - red <input type="checkbox"/> they - green <input checked="" type="checkbox"/> hope - yellow <input type="checkbox"/> waited - brown

What color lights do you see? Find the key that matches for your next hint!

<ul style="list-style-type: none"> 2 red lights 2 brown lights 1 green light 1 yellow light 	<ul style="list-style-type: none"> 1 red light 1 brown light 2 green lights 2 yellow lights 	<ul style="list-style-type: none"> 1 red light 2 brown lights 1 green light 2 yellow lights 	<ul style="list-style-type: none"> 2 red lights 1 brown light 2 green lights 1 yellow light
---	---	---	---

Short & Long Options

PARTS OF SPEECH OPTION AVAILABLE



The North Pole

As you solve each clue, cross out the places that Santa is not located at. The place left at the end will reveal Santa's location!

REINDEER STABLES
NORTH POLE LAPE
SANTA'S HOUSE
GINGERBREAD HOUSE
SLEIGH GARAGE
POLAR BEAR ORPHANAGE
ELF VILLAGE
FACTORY

Name: _____

Clue #1: Read It Like a Book

Color the boxes that are adjectives that describe Christmas. Cross out the boxes that do not. Read the words at the top of each box you colored from left to right like a book to solve the clue.

Santa	will	is
festive	apicy	merry
not	in	cup
joyful	snowy	slimy
elf	pet	bed

Clue #2: Holiday Lights

Tell if each noun is a person, place, thing, or idea. Then color each light in the correct color.

stocking	joy	Santa	giving	North Pole	sleigh
----------	-----	-------	--------	------------	--------

person - red, place - green, thing - yellow, idea - brown

Clue #3: Right or Wrong?

Color each thumb in to show if you agree with each verb tense.

Snow falls softly outside. (present tense)	Santa ate all the cookies last night. (future tense)	They will visit family on Christmas Eve. (present tense)
We will decorate the tree tomorrow. (future tense)	The candles glow in the window. (present tense)	He will build a snowman after school. (past tense)
The kids opened their presents early. (past tense)	Grandma cooked a big holiday meal. (future tense)	We sing songs by the tree. (present tense)

Clue #4: Word Hunt

cheerfully, softly, quietly, loudly, unhurriedly, badly, neatly, swiftly, quickly

Cross out the following SYNONYMS for each adverb:

<input type="checkbox"/> swiftly	<input type="checkbox"/> silently
<input type="checkbox"/> softly	<input type="checkbox"/> tidily
<input type="checkbox"/> noisily	<input type="checkbox"/> slowly
<input type="checkbox"/> gloomily	<input type="checkbox"/> merrily

Santa is not near any toys.

Clue #5: Descrambler

What letter is missing from each pronoun at the top? Write the missing letter above each line at the bottom. When the letters are unscrambled, they will make up the clue.



4. We hung lights on the tree. (W)	2. Someo- n- e here met Santa yesterday. (n)	7. Do you know a- n- yone who wants to ride in the sleigh? (n)	1. S- he carried the bag of toys. (S)
5. The gift is m- ine. (m)	3. Y- o- u left your mittens outside. (y)	6. Th- e- y built a snowman. (e)	

Santa was not near any S N O W M E N today.

Differentiate within your small groups. Same clues. Same mystery. Different focus!


There is a version of the mystery included that reviews ONLY Parts of Speech.

FAST FINISHER ACTIVITY



If students finish early, give them a certificate of completion and a directed drawing to complete while others continue working.

GRAMMAR MYSTERY BENEFITS



- No Prep
- Print and Digital Versions
- 3 & 5 Clue Options
- Fun and Engaging
- Easy to Differentiate
- Encourages Critical Thinking
- Aligns with Grammar Standards
- Perfect for Review Days
- Choice between 2 versions: Grammar Review OR Parts of Speech. You can even mix/match clues to combine the 2 skills together (clues are interchangeable)!

Clue #4: Word Hunt

Cross out the following words:

Santa is not near any **toybox**.

THE LIFETIME LEARNER

This works well for grades 2-3 in partners, teams, or even in small groups at the teacher table!

WHY TEACHERS LOVE THESE!

Ordinary grammar worksheets can be boring and unoriginal.

You want activities that are fun and engaging, but also rigorous and meaningful to student learning.

GRAMMAR MYSTERIES ARE EXACTLY WHAT YOU'VE BEEN LOOKING FOR!

Clue #1: Read It Like a Book
Color the present tense boxes yellow. Color the past tense boxes green. Color the future tense boxes red.
Then, read the words at the top of the boxes in yellow from left to right like a book to solve the clue.

Clue #2: Holiday Lights
Choose the abstract or concrete noun in each sentence. Then color each light in the correct color.

concrete abstract concrete abstract concrete abstract

Clue #3: Right or Wrong?
Does each box show synonyms or antonyms? Color each thumb to show if you agree with the answer.

antonyms synonyms antonyms

Clue #4: Word Hunt

candlestick fireplace snowman

Clue #5: Descrambler
Read each sentence. Match it to a prepositional phrase below. Write the letter next to each chimney on each line. When the letters are unscrambled, they will make up the clue.

W N N S

The stockings hung above the fireplace. We placed the presents under the tree. The cookies were cooling on the counter. Santa climbed down the chimney.

M O E

The gift had fallen behind the big chair and was hidden. The snow fell gently through the air. We sat beside each other to open gifts.

Santa was not near any **S N O W M E N** today.

down under through above behind beside on

The Detective Agency sends congratulations to:

Lindsay

You solved the mystery!

11/2 **SW**

Date Presented by:

LET'S DRAW...
a Santa Claus

1 2 3
4 5 6 Color It!

LET'S DRAW...
christmas tree

1 2 3
4 5 6 Color It!

The North Pole

As you solve each clue, cross out the places that Santa is not located at. The place left at the end will reveal Santa's location.

REINDEER STABLES NORTH POLE SANTA'S HOUSE POLAR BEAR ORPHANAGE SLEIGH GARAGE GINGERBREAD HOUSE FACTORY ELF VILLAGE

Name: _____

solve the mystery

The Case of the Missing Santa

WHAT MAKES READING MYSTERIES UNIQUE?

Reading Mysteries aren't just a copy of Math Mysteries!

They have brand-new clues, focus on reading skills, and even feature a different conclusion to the mystery.

The only thing that stays the same is the list of suspects students start with!

So, if you have both, students can play during math and then again during reading for double the fun.

Reading

Clue #1: Read It Like a Book

Color the present tense boxes yellow. Color the past tense boxes green. Color the future tense boxes red. Then, read the words at the top of the boxes in yellow from left to right like a book to solve the clue.

Santa The snow falls	will We will decorate the tree tomorrow.	is Mom wraps gifts in shiny paper.	can I made a card for Grandma.
in The kids sing carols in the living room.	cup We will open our gifts on Christmas morning.	his We sip hot cocoa by the fire.	
elf Dad cooked a big Christmas breakfast.	pet We will watch a holiday movie tonight.	bed My brother builds a gingerbread house.	toy I wore my Christmas pajamas to bed.

Write the phrase on the line. Cross the wrong place off your list.

Santa is not in his bed

Example of Clue 1

Math

Clue #1: Fill in the Blank

408 full	428 and	388 reindeer	568 someone	438 by	428 it
448 garage	528 village	468 you	418 the	598 sleigh	378 bear
500 toy	488 empty	518 Santa	398 elf	458 stopped	478 was

Answer: Word: **468 you** 428-10 **418 the** 398+100 **498 it**

358+100 **458 stopped** 548-100 **448 garage** 468+10 **478 was**

448-10 **438 by** 328+100 **428 and** 498-10 **488 empty**

Solve each problem. Write the answer. Then, write the word that goes with it. When you are done, read the words in order from top to bottom ↓ in each row to figure out the clue.

KEEP THE FUN GOING!

GRAB A MATH MYSTERY:

Math Mysteries aren't just a copy of reading. They come with fresh clues, unique math challenges, and a new culprit, so students are solving an entirely different case!



MORE READING MYSTERIES:

Explore other grade levels to differentiate and keep every student engaged.



BUY A BUNDLE
TO SAVE BIG!

