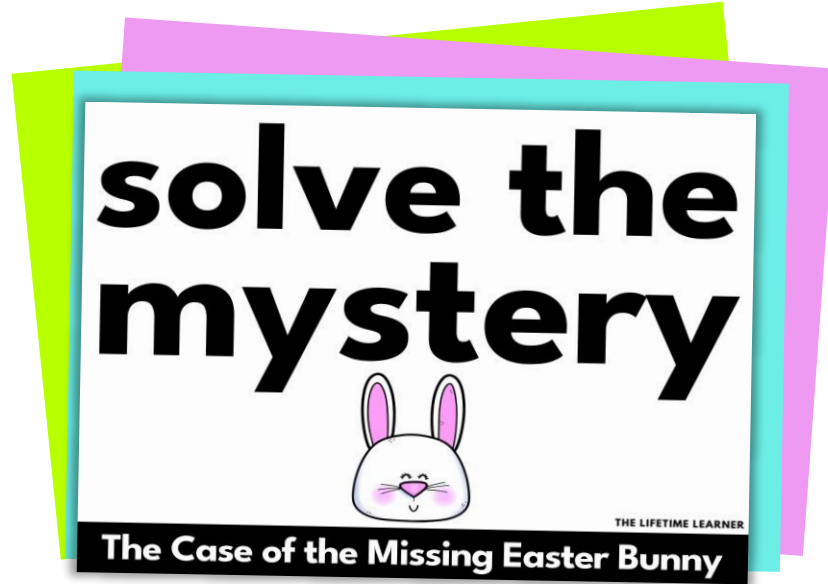



# WHAT IS THIS?



**Clue #1: Descrambler**  
Look at the picture. Match it to a word below. Write the letter next to each carrot on each line. When the letters are unscrambled, they will make up the clue.

**Clue #2: Color the Candy**  
My brother was during the backyard egg hunt. The yard looked with all the pastel. The bunny's made it a favorite stuffed. Circle the right answer and color in the picture. Then

**Clue #3: Which Has More?**  
Circle which side shows the correct capitalization rule in each sentence. Which place has more correct answers? Cross that place out.

**Clue #4: Spot It!**

**Clue #5: Circle It!**  
Circle the boxes that have the correct punctuation mark. Cross out the boxes that do NOT have the correct punctuation mark.

no	he	yes	is
The Easter Bunny hid eggs in the garden?	I can't believe how many eggs there are!	We painted eggs together at the kitchen table?	Look at all the eggs he left behind for us!
creek	up	not	low
This is the best Easter ever.	How does the Easter Bunny carry so many baskets.	There was a note from the bunny in my basket?	What color egg did you find first?
near	down	high	water
He hopped across the yard without making a sound.	Where did he hide the eggs this time?	I discovered a blue egg near the oak tree?	Why did he leave jellybeans on the stars?


Read the words you circled from left to right like a book to solve the clue.  
Write the phrase on the line. Cross the wrong places off your list.  
**he is not near water**

**Where is the Easter Bunny?**  
The Easter Bunny is hiding from you! Find him by solving the clues.

Name: \_\_\_\_\_

Students complete a series of clues to figure out where the Easter Bunny is!


# HOW TO PLAY



## What Happened?

The Easter bunny challenged you to a game of hide-and-seek. Now, you have to figure out where he's hiding. Search each location to find the Easter bunny before the game ends!











1. Take the map of locations and then start solving each clue.
2. Each time you solve a clue, you will get closer to discovering where the Easter bunny is.
3. Cross out wrong locations each time you find out new information. Good luck!



THE LIFETIME LEARNER

## Clue #1: Descrambler

Look at the picture. Match it to a word below. Write the letter next to each carrot on each line. When the letters are unscrambled, they will make up the clue.

 The cupcakes <b>were/was</b> soft and sweet after baking earlier.	 The eggs in the basket <b>am/are</b> now colorful and shiny.	 The bunny has <b>become/been</b> hopping around all day.	 My hands have <b>become/is</b> sticky from the treats.	 My Easter hat <b>is/were</b> too big for my head.
 The Easter bunny <b>is/am</b> hiding behind the tree.	 I <b>are/am</b> dressed in my favorite spring colors.	 I'm not sure but the basket <b>seems/been</b> heavier than before.	 The grass in the park <b>are/is</b> being trimmed for the egg hunt.	 The parade <b>were/was</b> a fun way to end Easter Sunday yesterday.

The Easter Bunny does not like:

**V E G E T A B L E S**

are is am is were become was been is seems

THE LIFETIME LEARNER

## Where is the Easter Bunny?

The Easter Bunny is hiding from you! Find him by solving the clues.



Name: \_\_\_\_\_

THE LIFETIME LEARNER

Each time students solve a clue, it will reveal what place to cross out. When all clues are completed, the mystery of the missing bunny will be solved!

# SKILL PRACTICE

**Clue #1: Descrambler**  
Look at the picture. Match it to a word below. Write the letter next to each carrot on each line. When the letters are unscrambled, they will make up the clue.

The cupcakes **T** were/was soft and sweet after baking earlier.

The eggs in the basket **A** am/are now colorful and shiny.

The Easter bunny **E** is/am hiding behind the tree.

I are/am drive in my favorite spring color **E**

**V E G**  
are is am

**Clue #2: Color the Candy**

My brother was \_\_\_\_\_ during the backyard egg hunt.

The yard looked \_\_\_\_\_ with all the pastel decorations.

The bunny's \_\_\_\_\_ made it a favorite stuffed toy.

Circle the right answer and color in the picture. Then read the bottom.

priceless - pink chick  
 shoeless - yellow chick  
 colorless - green chick  
 tasteless - blue chick

successful - pink bunny  
 bashful - yellow bunny  
 thankful - green bunny  
 cheerful - blue bunny

softness - pink egg  
 neatness - yellow egg  
 kindness - green egg  
 brightness - blue egg

I \_\_\_\_\_ my Easter basket before the hunt.

He \_\_\_\_\_ his basket and the candy spilled out.

She felt \_\_\_\_\_ when her chocolate bunny melted.

misbehaved - pink jellybeans  
 misspelled - yellow jellybeans  
 misheard - green jellybeans  
 misplaced - blue jellybeans

overcooked - pink egg jar  
 overslept - yellow egg jar  
 overfilled - green egg jar  
 overate - blue egg jar

disappointed - pink peeps  
 disappeared - yellow peeps  
 disliked - green peeps  
 dishonest - blue peeps

Choose the key below that matches how you colored the picture of the Easter candy table.

<p>Cross out places that are sweet if the picture has:</p> <ul style="list-style-type: none"> <li>yellow chick</li> <li>blue bunny</li> <li>pink egg</li> <li>yellow jellybeans</li> <li>blue egg jar</li> <li>green peeps</li> </ul>	<p>Cross out places that are tall if the picture has:</p> <ul style="list-style-type: none"> <li>pink chick</li> <li>blue bunny</li> <li>green egg</li> <li>blue jellybeans</li> <li>green egg jar</li> <li>yellow peeps</li> </ul>	<p>Cross out places that have eggs if the picture has:</p> <ul style="list-style-type: none"> <li>yellow chick</li> <li>green bunny</li> <li>pink egg</li> <li>blue jellybeans</li> <li>yellow egg jar</li> <li>blue peeps</li> </ul>	<p>Cross out places that are dirty if the picture has:</p> <ul style="list-style-type: none"> <li>yellow chick</li> <li>blue bunny</li> <li>pink egg</li> <li>blue jellybeans</li> <li>green egg jar</li> <li>pink peeps</li> </ul>
---	---	---	---

**Clue #3: Which Has More?**  
Circle which side shows the correct capitalization rule in each sentence. Which place has more correct answers? Cross that place out.

On April 20, we'll have eggs at school.

Candy Creek Butterfly Mountain

We visited the Easter Festival at the park.

Candy Creek

event Capitalize movie titles

The big parade starts on Main Street.

Candy Creek

me Capitalize a street

He found the egg hidden under the bench.

Candy Creek

first word Capitalize a holiday

Liam and I decorated eggs together.

Candy Creek

Capitalize a date

THE LIFETIME LEARNER

- Grades 2-3 Grammar Review:
- Linking Verbs
- Prefixes and Suffixes
- Capitalization Rules
- Contractions
- Punctuation Marks

**All clues focus on reviewing grammar skills!**



# PARTS OF SPEECH OPTION AVAILABLE



### Where is the Easter Bunny?

The Easter Bunny is hiding from you! Find him by solving the clues.

Name: \_\_\_\_\_

### Clue #1: Descrambler

Read each sentence. Figure out which adjective from the bottom goes in the blank. Write the letter to each carrot on each line. When the letters are unscrambled, they will make up the clue.

The Easter Bunny hopped over a **T** tulip no larger than an egg.

The Easter Bunny peeked into a **V** bowlie that dangled around his neck.

The Easter Bunny wore a **L** bowtie that gave him a break from the sun.

The Easter Bunny rested under a **A** awtie that bled him a break from the sun.

**V E G**  
violet glossy mudd

### Clue #2: Color the Candy

Yesterday, the bunny \_\_\_\_\_ to school.

Tomorrow, the bunny jellibears with friends.

Right now, the bunny peeps in baskets in the yard.

Circle the correct verb tense. Color in the picture. Then read the bottom.

will hop - pink chick  
hopped - yellow chick  
hops - green chick  
hoped - blue chick

shores - pink bunny  
will shore - yellow bunny  
shared - green bunny  
will share - blue bunny

hides - pink egg  
hid - yellow egg  
will hide - green egg  
hiding - blue egg

will eat - pink peeps  
eat - yellow peeps  
ate - green peeps  
eated - \_\_\_\_\_

colored the \_\_\_\_\_

### Clue #4: Spot It!

Cross out the following nouns:

- eggs • mushroom • bonnet • house
- carrots • chick • bunny • tulip

The Easter Bunny loves \_\_\_\_\_ sweets/candy \_\_\_\_\_.

Cross out places that do not go with this clue!

What picture is left? Write that word on the line.

### Clue #3: Which Has More?

Circle each correct word. Which place has more correct answers? Cross that place out.

above below under over

in out behind between

front of in back of around

### Clue #5: Circle It!

Circle the boxes where the pronoun makes sense. Cross out the boxes where the wrong pronoun was used.

<del>You are</del> carrying a basket.	he They are picking flowers in the meadow.	I/they eat yes We eat too much chocolate on Easter.	is I am hiding the eggs for the hunt today.
<del>creek</del> If you/they have She has three pink eggs.	up He/She is They is eating jellybeans.	not We are playing tag in the backyard.	low He/She/It is Me is hiding in the grass.
near He is holding a big carrot.	down I am She am wearing bunny ears.	high We/you/they were It were looking for carrots.	water He is hopping to the park.

Read the words you circled from left to right like a book to solve the clue. Write the phrase on the line. Cross the wrong places off your list.

he is not near water


Differentiate within your small groups. Same clues. Same mystery. Different focus!

There is a version of the mystery included that reviews ONLY Parts of Speech.

# FAST FINISHER ACTIVITY



The Detective Agency sends congratulations to:



Lindsay

You solved the mystery!

11/2



Date

AW

Presented by:

LET'S DRAW...

an easter egg



THE LIFETIME LEARNER

LET'S DRAW...


a chick




THE LIFETIME LEARNER

If students finish early, give them a certificate of completion and a directed drawing to complete while others continue working.

















# GRAMMAR MYSTERY BENEFITS



- No Prep
- Print and Digital Versions
- 3 & 5 Clue Options
- Fun and Engaging
- Easy to Differentiate
- Encourages Critical Thinking
- Aligns with Grammar Standards
- Perfect for Review Days
- Choice between 2 versions: Grammar Review OR Parts of Speech. You can even mix/match clues to combine the 2 skills together (clues are interchangeable)!

**Clue #3: Which Has More?** 

Circle which side shows the correct capitalization rule in each sentence.  
Which place has more correct answers? Cross that place out.

Butterfly Mountain 	<i>On April 20, we'll dye eggs at school.</i>	Candy Creek 	Butterfly Mountain 	<i>We visited the Easter Festival at the park.</i>	Candy Creek 
<b>Capitalize a month</b>		<b>Capitalize a street</b>	<b>Capitalize an event</b>		<b>Capitalize movie titles</b>
Butterfly Mountain 	<i>The school is closed for Spring Break next week.</i>	Candy Creek 	Butterfly Mountain 	<i>The big parade starts on Main Street.</i>	Candy Creek 
<b>Capitalize a state</b>		<b>Capitalize a holiday</b>	<b>Capitalize a name</b>		<b>Capitalize a street</b>
Butterfly Mountain 	<i>On Sunday, we had an egg hunt in the yard.</i>	Candy Creek 	Butterfly Mountain 	<i>He found the egg hidden under the bench.</i>	Candy Creek 
<b>Capitalize day of week</b>		<b>Capitalize a name</b>	<b>Capitalize first word</b>		<b>Capitalize a holiday</b>
Butterfly Mountain 	<i>The egg hunt started after Mrs. Johnson gave the signal.</i>	Candy Creek 	Butterfly Mountain 	<i>Liam and I decorated eggs together.</i>	Candy Creek 
<b>Capitalize an event</b>		<b>Capitalize names and titles</b>	<b>Capitalize the letter I</b>		<b>Capitalize a date</b> <small>THE LIFETIME LEARNER</small>

This works well for grades 2-3 in partners, teams, or even in small groups at the teacher table!



# WHAT MAKES READING MYSTERIES UNIQUE?

Reading Mysteries aren't just a copy of Math Mysteries!

They have brand-new clues, focus on reading skills, and even feature a different conclusion to the mystery.











The only thing that stays the same is the list of suspects students start with!

So, if you have both, students can play during math and then again during reading for double the fun.

Reading

**Clue #1: Descrambler**

Look at the picture. Match it to a word below. Write the letter next to each carrot on each line. When the letters are unscrambled, they will make up the clue.

 The eggs in the basket <i>am/are</i> so colorful and shiny.	 The bunny has <i>become/been</i> hopping around all day.	 My hands have <i>become/is</i> sticky from the treats.	 My Easter hat <i>is/were</i> too big for my head.	
 The Easter bunny <i>is/am</i> hiding behind the tree.	 I <i>are/am</i> dressed in my favorite spring colors.	 I'm not sure but the basket <i>seems/been</i> heavier than before.	 The grass in the park <i>are/is</i> being trimmed for the egg hunt.	 The parade <i>were/was</i> a fun way to end Easter Sunday yesterday.

The Easter Bunny does not like:

V E G E T A B L E S











are is am is were become was been is seems

Example of Clue 1

Math

**Clue #1: Picture Decoder**

Write the answer on each line. Then, draw a line to each match. Last, use the decoder at the bottom to solve the clue.



























										
337	225	328	448	293	795	675	725	484	364	922

Answers: 448 328 795 337 725 922 481 293 364 225 675

NOBUNNYHERE

You stop by Chick's Coop and Chick said:

Use this decoder to help you figure out what letter is equal to each picture.

A = 	G = 	M = 	S = 	Y = 
B = 	H = 	N = 	T = 	Z = 
C = 	I = 	O = 	U = 	
D = 	J = 	P = 	V = 	
E = 	K = 	Q = 	W = 	
F = 	L = 	R = 	X = 	

# KEEP THE FUN GOING!

## GRAB A MATH MYSTERY:

Math Mysteries aren't just a copy of reading. They come with fresh clues, unique math challenges, and a new culprit, so students are solving an entirely different case!



## MORE READING MYSTERIES:

Explore other grade levels to differentiate and keep every student engaged.



**BUY A BUNDLE  
TO SAVE BIG!**

