


# WHAT IS THIS?



**Clue #1: Find It!**

Circle the boxes that have a proper noun underlined. Cross out boxes with common nouns. Read the words you circled from left to right like a book to solve the clue.

**Clue #2: Error Analysis**

Does the underlined word match the correct part of speech? Put a check or an X next to each answer.

verbs	adjectives	adverbs
<input checked="" type="checkbox"/> The car drove quickly.	<input checked="" type="checkbox"/> The witch was very scary.	<input checked="" type="checkbox"/> He went trick-or-treating very late.
<input checked="" type="checkbox"/> We crossed the street carefully.	<input checked="" type="checkbox"/> The ghost was very scary.	<input checked="" type="checkbox"/> She went trick-or-treating very early.
<input checked="" type="checkbox"/> Kids were laughing happily.	<input checked="" type="checkbox"/> The witch had a very scary face.	<input checked="" type="checkbox"/> He went trick-or-treating very late.

**Clue #3: Color the Witch's House**

Find the ANTONYM for each underlined word. Circle the answer for each and color in the picture.

I go trick-or-treating when it gets dark at night.	The witch has a cauldron that is very dirty.	His bag was very heavy after he went trick-or-treating.
<input type="checkbox"/> moon - purple fire	<input type="checkbox"/> gross - purple web	<input type="checkbox"/> light - purple coat
<input type="checkbox"/> dark - red fire	<input type="checkbox"/> clean - purple web	<input type="checkbox"/> heavy - purple coat
<input type="checkbox"/> evening - green	<input type="checkbox"/> gross - purple web	<input type="checkbox"/> heavy - purple coat
<input type="checkbox"/> day - yellow	<input type="checkbox"/> gross - purple web	<input type="checkbox"/> heavy - purple coat

**Clue #4: Word Hunt**

It was so quiet the graveyard could hear a ghost.

<input type="checkbox"/> soft - purple	<input type="checkbox"/> silent - red	<input type="checkbox"/> loud - green	<input type="checkbox"/> calm - yellow
--	---------------------------------------	---------------------------------------	--

RED: hair  
ORANGE: meat  
YELLOW: hair

**Clue #5: Descrambler**

Let's practice capitalization rules. Which letter needs to be capitalized in each sentence? Write that letter on the lines below. When the letters are unscrambled, they will make up the clue.

7. I dressed up my english bulldog as a vampire. <u>E</u>	10. We are having a party on halloween. <u>H</u>	6. They are wearing their costumes on tuesday. <u>T</u>	4. Everyone who lives on raven Street has a pumpkin on their stoop. <u>R</u>	8. enter the haunted house only if you dare! <u>E</u>
2. I went trick-or-treating with my cousin helen. <u>H</u>	5. We watched a movie called pumpkins in the Park on Friday. <u>P</u>	3. My friend and I went to a corn maze with ava. <u>A</u>	1. skeletons danced in the graveyard last night. <u>S</u>	9. The next holiday coming up soon is thanksgiving. <u>T</u>

The thief has: S H A R P T E E T H

**solve the mystery**

**The Case of the Missing Candy**

THE LIFETIME LEARNER

**Who Stole the Candy?**


As you solve each clue, cross out the suspects who did not take the candy. The suspect left at the end is the culprit!

<del>Witch</del> I like green candy.	<del>Ghost</del> I like marshmallows.	<b>Vampire</b> I like red candy.	<del>Monster</del> I don't like candy.
<del>Spooky Bones</del> I like candy corn.	<del>Frankenstein</del> I like green candy.	<del>Mummy</del> I like chocolate candy.	<del>Pumpkin Head</del> I like chocolate candy.

Name: \_\_\_\_\_

Students complete a series of clues to figure out who took the missing candy!

# HOW TO PLAY



## What Happened?

Oh no! You put down your trick-or-treat bag for a second and someone took it. It's your job to figure out who took the Halloween candy. Solve the clues to figure out the mystery!

1. Take a suspect list and then start solving each clue.
2. Each time you solve a clue, you will get closer to discovering who the culprit (thief) is!
3. Cross out wrong suspects each time you find out new information. Good luck!



## Clue #1: Find It!

Circle the boxes that have a proper noun underlined. Cross out boxes with common nouns. Read the words you circled from left to right like a book to solve the clue.









<b>the</b> Dracula had on a long red cape.	<b>red</b> The <u>witch</u> cackled as she stirred her potion.	<b>thief</b> The <u>best street</u> to go to on Halloween is Candy Corn Lane.	<b>big</b> The wizard zoomed by on his broom.
<b>hat</b> I wore a robot costume with flashing lights.	<b>has</b> Halloween is my favorite night of the year!	<b>leg</b> A spider dangled from the ceiling.	<b>fang</b> We tiptoed past the ghosts in the graveyard.
<b>a</b> Our school had a spooky hallway contest in October.	<b>no</b> I carved a silly face into the pumpkin.	<b>frown</b> I traded my gummies chocolate.	<b>smile</b> Frankenstein stomped down the sidewalk.

Write the phrase on the line. Cross the wrong suspect off your list.

the thief has a smile

## Who Stole the Candy?

As you solve each clue, cross out the suspects who did not take the candy. The suspect left at the end is the culprit!

 I like green candy. <b>Witch</b>	 I like marshmallows! <b>Ghost</b>	 I like red candy. <b>Vampire</b>	 I don't like candy. <b>Monster</b>
 I like candy corn. <b>Spooky Bones</b>	 I like green candy. <b>Frankenstein</b>	 I like chocolate candy. <b>Mummy</b>	 I like chocolate candy. <b>Pumpkin Head</b>

Name: \_\_\_\_\_

Each time students solve a clue, it will reveal what suspect to cross out.

When all clues are completed, the mystery of the missing candy will be solved!

# SKILL PRACTICE

**Clue #1: Find It!**  
Circle the boxes that have a proper noun underlined. Cross out boxes with common nouns.  
Read the words you circled from left to right like a book to solve the clue.

**Clue #2: Error Analysis**  
Does the underlined word match the correct part of speech? Put a check or an X next to each answer.

verbs	adjectives	adverbs
<input checked="" type="checkbox"/> The kid <u>grabbed</u> candy from the bowl.	<input checked="" type="checkbox"/> That haunted <u>house</u> looks scary at night.	<input checked="" type="checkbox"/> He walked <u>quietly</u> past the haunted house.
<input checked="" type="checkbox"/> The ghost <u>slowly</u> floated across the dark hallway.	<input checked="" type="checkbox"/> She wore a <u>glowing</u> costume to the parade.	<input checked="" type="checkbox"/> We <u>always</u> go trick-or-treating with our neighbors.
<input checked="" type="checkbox"/> We decorated the classroom <u>with</u> spiderwebs.	<input checked="" type="checkbox"/> The creepy pumpkin <u>smiled</u> at us <u>from</u> the porch.	<input checked="" type="checkbox"/> They <u>ran</u> <u>swiftly</u> down the sidewalk with their candy.
<input checked="" type="checkbox"/> Kids in costumes <u>gathered</u> near the pumpkins.	<input checked="" type="checkbox"/> Everyone admired her <u>sparkly</u> witch hat.	<input checked="" type="checkbox"/> The vampire arrives <u>tonight</u> for the spooky party.

Cross out the suspect who has the most correct answers.

**Clue #3: Color the Witch's House**  
Find the ANTONYM for each underlined word.  
The witch has a cauldron that is very dirty.  
His bag was very heavy after he went trick-or-treating.  
Circle the answer for each and color in the picture.

purple pot  
red pot  
green pot  
yellow pot


purple fire  
red web  
purple pot  
purple slug  
green book  
yellow hat

The thief is NOT a boy if you see:

- Grades 2-3 Grammar Review:
- Homographs
- Capitalization Rules
- Antonyms
- Parts Of Speech (Verbs, Adjectives, Adverbs)
- Common And Proper Nouns

**All clues focus on reviewing grammar skills!**

# MULTIPLE VERSIONS



**Clue #1: Find It!**  
Circle the boxes that have a proper noun underlined. Cross out boxes with common nouns. Read the words you circled from left to right like a book to solve the clue.

**Clue #2: Error Analysis**  
Does the underlined word match the correct part of speech? Put a check or an X next to each answer.

**Clue #3: Color the Witch's House**  
Find the ANTONYM for each underlined word. Circle the answer for each and color in the picture.

**3 Clue Version**

<input type="checkbox"/> moon - purple fire	<input type="checkbox"/> gross - purple web	<input type="checkbox"/> light - purple pot
<input type="checkbox"/> dark - red fire	<input type="checkbox"/> clean - red web	<input type="checkbox"/> large - red pot
<input type="checkbox"/> evening - green fire	<input type="checkbox"/> stained - green web	<input type="checkbox"/> thick - green pot
<input type="checkbox"/> day - yellow fire	<input type="checkbox"/> clean - red web	<input type="checkbox"/> light - purple pot

The thief does... if you see... if you see... if you see... if you see...

<input type="checkbox"/> red fire	<input type="checkbox"/> yellow fire	<input type="checkbox"/> purple fire
<input type="checkbox"/> yellow web	<input type="checkbox"/> red web	<input type="checkbox"/> purple web
<input type="checkbox"/> purple pot	<input type="checkbox"/> red pot	<input type="checkbox"/> purple pot
<input type="checkbox"/> green slug	<input type="checkbox"/> green slug	<input type="checkbox"/> purple slug
<input type="checkbox"/> purple book	<input type="checkbox"/> yellow book	<input type="checkbox"/> green book
<input type="checkbox"/> yellow hat	<input type="checkbox"/> purple hat	<input type="checkbox"/> yellow hat

**Clue #1: Find It!**  
Circle the boxes that have a proper noun underlined. Cross out boxes with common nouns. Read the words you circled from left to right like a book to solve the clue.

**Clue #2: Error Analysis**  
Does the underlined word match the correct part of speech? Put a check or an X next to each answer.

**Clue #3: Color the Witch's House**  
Find the ANTONYM for each underlined word. Circle the answer for each and color in the picture.

**Clue #4: Word Hunt**

**Clue #5: Descrambler**  
Let's practice capitalization rules. Which letter needs to be capitalized in each sentence? Write that letter on the lines below. When the letters are unscrambled, they will make up the clue.

7. I dressed in an english costume for the haunted house. o nly if you see a vampire. E

10. I went to the beach for my next holiday. ging up soon is hagging. T

The thief has: S H A R P T E E T H

1 2 3 4 5 6 7 8 9 10

THE LIFETIME LEARNER

## Print & Digital Forms

**Clue #4: Word Hunt**

RED: hare	GREEN: tale	PINK: meet
ORANGE: meat	BLUE: blue	GRAY: tail
YELLOW: hair	PURPLE: blew	BROWN: knows

What picture is not colored in? Write that word on the line.

The thief does have a \_\_\_\_\_ nose \_\_\_\_\_

**Clue #4: Word Hunt**

RED: hare	GREEN: tale	PINK: meet
ORANGE: meat	BLUE: blue	GRAY: tail
YELLOW: hair	PURPLE: blew	BROWN: knows


What picture is not colored in? Write that word on the line.

The thief does have a \_\_\_\_\_ nose \_\_\_\_\_

THE LIFETIME LEARNER

## Short & Long Options

# PARTS OF SPEECH OPTION AVAILABLE



### Who Stole the Candy?

As you solve each clue, cross out the suspects who did not take the candy. The suspect left at the end is the culprit!

 I like green candy.	 I like marshmallows.	 I like red candy.	 I don't like candy.
 I like candy corn.	 I like green candy.	 I like chocolate candy.	 I like chocolate candy.

Name: \_\_\_\_\_

### Clue #1: Find It!

Circle the sentences that include abstract nouns. Cross out sentences without abstract nouns. Read the words you circled from left to right like a book to solve the clue.

<b>the</b> The haunted house filled the children with <b>fear</b> .	<b>red</b> A bag of candy spilled across the sidewalk.	<b>thief</b> The witch shared no <b>treasures</b> to the last traveler.	<b>the</b> The <b>monster</b> was very scary.
<b>hat</b> The skeleton carried a rusty lantern down the hall.	<b>has</b> The monster's <b>eyes</b> shined through the hole.	<b>leg</b> The bats hung upside down from the ceiling.	<b>the</b> The <b>ghost</b> rattled the floorboards.
<b>a</b> The creepy mansion held a sense of <b>loneliness</b> inside.	<b>no</b> The monster had <b>no</b> friends.	<b>frown</b> The ghost rattled the floorboards.	<b>the</b> The <b>ghost</b> rattled the floorboards.

### Clue #2: Error Analysis

Put a check on the sentences that contain adjectives that are synonyms describing each character. Put an X on the sentences that contain adjectives that are antonyms describing each character.

 Frankenstein is awkward and clumsy.	 The vampire is pale or rainbow skin.	 That monster looks silly and pretty wacky!
 Frankenstein is weak and powerful.	 The vampire is shy or sneaky as he hides from others.	 The monster has a cheerful or happy personality.
 Frankenstein is loud and silent.	 The vampire popping out of the coffin was frightening to see.	 The monster is fun to play with.

### Clue #4: Word Hunt

Read the bottom.

Cross out verbs in the picture. The thief does have a **nose**.

What word is left? Write it on the line.

### Clue #3: Color the Witch's House

Circle the adverb that describes each verb best. Then, color in the picture.

The black cat <b>crept</b> down the hall on the night.	The wizard <b>stirred</b> her potion so it wouldn't spill.	The children <b>leaped</b> past the sleeping monster.
brightly - purple fire sadly - red fire loosely - green fire wildly - yellow fire	carefully - red web angrily - green web wildly - yellow web	quietly - purple pot harshly - red pot roughly - green pot noisily - yellow pot
The door <b>creaked</b> when it swung open.	The witch <b>cooed</b> to the cat her spooky spell.	The thief <b>hid</b> in the witch's house.
smoothly - purple book happily - green book smoothly - yellow book	softly - purple hat nicely - red hat bumpily - green hat stupidly - yellow hat	secretly - purple book carefully - red book happily - green book smoothly - yellow book

Choose the key below that matches how you colored the picture of the witch's house.

purple fire	red web	purple pot	purple slug	green book	yellow hat

### Clue #5: Descrambler

Look at the picture. Match it to a word below. When the letters are unscrambled, they will make up the clue.

 A spooky ghost lid _____ the cauldron so no one could see him.	 The ghost about _____ the cauldron when it gets too hot.	 The furry ghost spins _____ the cauldron in circles.	 I watch the ghost slide _____ the middle of the cauldron.						
 The ghost is trapped _____ the heavy cauldron.	 The ghost waits _____ the two cauldrons.	 A ghost hides _____ as we couldn't see him.	 The ghost floats _____ the cauldron into the sky.						
 The proud ghost sits _____ the top of the cauldron.	The thief has: <b>S H A R P T E E T H</b>								
under	in	behind	above	through	in front of	on	between	around	out


Differentiate within your small groups. Same clues. Same mystery. Different focus!

There is a version of the mystery included that reviews ONLY Parts of Speech.

# FAST FINISHER ACTIVITY



The Detective Agency sends  
congratulations to:



*Lindsay*

You solved the mystery!

*11/2*

Date


*AW*

Presented by:

THE LIFETIME LEARNER

LET'S DRAW...


a witch hat



THE LIFETIME LEARNER

LET'S DRAW...

a spider



THE LIFETIME LEARNER

If students finish early,  
give them a  
certificate of completion  
and a directed drawing  
to complete while others  
continue working.

# GRAMMAR MYSTERY BENEFITS



- No Prep
- Print and Digital Versions
- 3 & 5 Clue Options
- Fun and Engaging
- Easy to Differentiate
- Encourages Critical Thinking
- Aligns with Grammar Standards
- Perfect for Review Days
- Choice between 2 versions: Grammar Review OR Parts of Speech. You can even mix/match clues to combine the 2 skills together (clues are interchangeable)!

**Clue #3: Color the Witch's House**

Find the **ANTONYM** for each underlined word.

I go trick-or-treating when it gets dark at night.

The witch has a cauldron that is very dirty.

His bag was very heavy after he went trick-or-treating.

It was so quiet in the graveyard you could hear a ghost.

My candy bag is empty at the start of the night.

I saw a vampire and was so scared that I ran home.

Circle the answer for each and color in the picture.

moon - purple fire  
 dark - red fire  
 evening - green fire  
 day - yellow fire

gross - purple web  
 clean - red web  
 stained - green web  
 yucky - yellow web

light - purple pot  
 large - red pot  
 thick - green pot  
 strong - yellow pot

soft - purple slug  
 silent - red slug  
 loud - green slug  
 calm - yellow slug

full - purple book  
 flat - red book  
 light - green book  
 open - yellow book

sleepy - purple hat  
 nervous - red hat  
 shy - green hat  
 happy - yellow hat

Choose the key below that matches how you colored the picture of the witch's house.

The thief does NOT like candy corn if you see:

- red fire
- yellow web
- purple pot
- green slug
- purple book
- yellow hat

The thief does NOT like chocolate if you see:

- yellow fire
- red web
- red pot
- green slug
- yellow book
- purple hat

The thief is NOT a girl if you see:

- yellow fire
- red web
- purple pot
- green slug
- purple book
- yellow hat

The thief is NOT a boy if you see:

- purple fire
- red web
- purple pot
- purple slug
- green book
- yellow hat

This works well for grades 2-3 in partners, teams, or even in small groups at the teacher table!

# WHY TEACHERS LOVE THESE!

Ordinary grammar worksheets can be boring and unoriginal.

You want activities that are fun and engaging, but also rigorous and meaningful to student learning.

**GRAMMAR MYSTERIES ARE EXACTLY WHAT YOU'VE BEEN LOOKING FOR!**

**Clue #1: Find It!**  
Circle the boxes that have a proper noun underlined. Cross out boxes with common nouns. Read the words you circled from left to right like a book to solve the clue.

**Clue #2: Error Analysis**  
Does the underlined word match the correct part of speech? Put a check or an X next to each answer.

**Clue #3: Color the Witch's House**  
Find the ANTONYM for each underlined word. Circle the answer for each and color in the picture.


**Clue #4: Word Hunt**

**Clue #5: Descrambler**  
Let's practice capitalization rules. Which letter needs to be capitalized in each sentence? Write that letter on the lines below. When the letters are unscrambled, they will make up the clue.

7. I dressed up my english bulldog as a vampire. E	10. We are having a party on halloween. H	6. They are wearing their costumes on tuesday. T	4. Everyone who lives on raven Street has a pumpkin on their stoop. R	8. enter the haunted house only if you dare! E
2. I went trick-or-treating with my cousin helen. H	5. We watched a movie called pumpkins in the Park on Friday. P	3. My friend and I went to a corn maze with ava. A	1. skeletons danced in the graveyard last night. S	9. The next holiday coming up soon is Thanksgiving. T

The thief has: S H A R P T E E T H

**The Detective Agency sends congratulations to:**



**Lindsay**  
You solved the mystery!

11/2 Date AW Presented by:

**LET'S DRAW... a witch hat**



**LET'S DRAW... a spider**




**Who Stole the Candy?**  
As you solve each clue, cross out the suspects who did not take the candy. The suspect left at the end is the culprit!

<del>Witch</del> I like green candy.	<del>Ghost</del> I like marshmallows.	<del>Vampire</del> I like red candy.	<del>Monster</del> I don't like candy.
<del>Spooky Bones</del> I like candy corn.	<del>Frankenstein</del> I like green candy.	<del>Mummy</del> I like chocolate candy.	<del>Pumpkin Head</del> I like chocolate candy.

Name: \_\_\_\_\_

**solve the mystery**



**The Case of the Missing Candy**

THE LIFETIME LEARNER

# WHAT MAKES READING MYSTERIES UNIQUE?

Reading Mysteries aren't just a copy of Math Mysteries!

They have brand-new clues, focus on reading skills, and even feature a different conclusion to the mystery.













The only thing that stays the same is the list of suspects students start with!

So, if you have both, students can play during math and then again during reading for double the fun.

Reading

### Clue #1: Find It!

Circle the boxes that have a proper noun underlined. Cross out boxes with common nouns.  
Read the words you circled from left to right like a book to solve the clue.

 <b>the</b> Dracula had on a <u>the</u> red cape.	 <b>red</b> The <u>witch</u> cackled as she stirred her potion.	 <b>thief</b> The <u>best street</u> to go to on Halloween is Candy Corn Lane.	 <b>big</b> The <u>wizard</u> zoomed by on his broom.
 <b>has</b> Halloween is my favorite night of the year!	 <b>leg</b> A spider dangled from the ceiling.	 <b>fang</b> We tiptoed past the ghosts in the graveyard.	 <b>smile</b> Frankenstein stomped down the sidewalk.
 <b>a</b> Our school had a spooky hallway contest in October.	 <b>no</b> I carved a silly face into the pumpkin.	 <b>frown</b> I traded my gummies for chocolate.	 <b>smile</b> Frankenstein stomped down the sidewalk.

Write the phrase on the line. Cross the wrong suspect off your list.  
**the thief has a smile**

Example of Clue 1

Math

### Clue #1: Fill in the Blank

405	is	905	eyes	180	the	245	green	910	bow	570	a
385	likes	745	wearing	460	red	700	hat	240	whoever	740	candy
470	took	710	marshmallow	575	eyes	125	candy	465	monster	900	not

Tell what number comes next when skip counting by 5 or 10s.

Answer: 240	Word: whoever	95, 105, 115, ___	Answer: 125	Word: candy	715, 725, 735, ___	Answer: 745	Word: wearing	
470, 480, 490, 500, 510, 520, 530, 540, 550, 560, 570, 580, 590, 600, 610, 620, 630, 640, 650, 660, 670, 680, 690, 700, 710, 720, 730, 740, 750, 760, 770, 780, 790, 800, 810, 820, 830, 840, 850, 860, 870, 880, 890, 900, 910, 920, 930, 940, 950, 960, 970, 980, 990, 1000	470	took	375, 385, 395, ___	405	is	555, 560, 565, ___	570	a
165, 170, 175, ___	180	the	885, 890, 895, ___	900	not	670, 680, 690, ___	700	hat

Solve each problem. Write the answer. Then, write the word that goes with it. When you are done, read the words in order from top to bottom in each row to figure out the clue.

# KEEP THE FUN GOING!

## GRAB A MATH MYSTERY:

Math Mysteries aren't just a copy of reading. They come with fresh clues, unique math challenges, and a new culprit, so students are solving an entirely different case!



## MORE READING MYSTERIES:

Explore other grade levels to differentiate and keep every student engaged.



**BUY A BUNDLE  
TO SAVE BIG!**

