

# WHAT IS THIS?



**Clue #1: Descrambler**  
Look at the sentence. Match it to a word below. Write the letter next to each vine on each line. When the letters are unscrambled, they will make up the clue.

**Clue #2: Color the Mushrooms**  
Choose the best prepositional phrase for each blank that makes the most sense. Color in each mushroom. Then, read the bottom.

**Clue 3: Fill in the Blank**

**Clue #4: Count It Up**

**Clue #5: Error Analysis**  
The preposition should be underlined in each sentence. Put a check or an X next to each sentence to show if you agree.

 The fairy flew quickly through the trees. ✓	 An old gnome peeked under the log to look for gold. ✓	 The witches waited until lunch to cook up some slugs. ✗
 We hid behind the spooky house. ✓	 The monster crept slowly across the grass. ✗	 The frog jumped onto the rock last night to escape. ✓
 The mean troll sat next to the dark cave. ✗	 A bird flew during the magical storm yesterday. ✓	 The pink unicorn slept in the meadow on Monday. ✓
 The witch and wizard danced with joy near the fire. ✗	 The dragons built a huge nest on top of the roof. ✓	 I know I left my wand floating in the air over the table. ✗

The suspect with the most correct answers is the thief!

## solve the mystery

The Case of the Missing Wand

### The Suspect List



Read what the suspects had to say about where they were when the magic wand went missing.

 I was flying in the forest. ✗ <b>Dragon</b>	 I was flying in the garden. ✗ <b>Fairy</b>	 I was at my house. ✗ <b>Gnome</b>	 I was in the forest. ✗ <b>Unicorn</b>
 I was at the shop. ✗ <b>Wizard</b>	 I was in the garden. ✗ <b>Monster</b>	 I was at my house. ✗ <b>Witch</b>	 I was at the shop. ✗ <b>Troll</b>

Name: \_\_\_\_\_

Students complete a series of clues to figure out who took the missing wand!

# HOW TO PLAY



## What Happened?

Uh oh! Your new magic wand went missing and you don't know who took it! It's up to you to find out where your wand might be.

Solve each clue to figure out the mystery. Every time you solve a clue, you will get closer to discovering where the treasure is! Good luck!



## Clue #1: Descrambler

Look at the sentence. Match it to a word below. Write the letter next to each vine on each line. When the letters are unscrambled, they will make up the clue.



 The witch brushes her teeth <u>before</u> school.	 A gnome shows up to school <u>around</u> noon every day.	 The unicorn has not eaten anything <u>since</u> lunch.
---	--	--

 The monster eats a snack <u>after</u> school.	 The troll snuck into the room <u>during</u> the lesson so everyone gasped.	 The dragon waited <u>until</u> the kids left to fly.
---	--	--

The thief was not in the:

F O R E S T  
around after until during since before

## The Suspect List

Read what the suspects had to say about where they were when the magic wand went missing.

<del> I was flying in the forest. <b>Dragon</b></del>	<del> I was flying in the garden. <b>Fairy</b></del>	<del> I was at my house. <b>Gnome</b></del>	<del> I was in the forest. <b>Unicorn</b></del>
<del> I was at the shop. <b>Wizard</b></del>	<del> I was in the garden. <b>Monster</b></del>	<del> I was at my house. <b>Witch</b></del>	 I was at the shop. <b>Troll</b>

Name: \_\_\_\_\_

Each time students solve a clue, it will reveal which suspect to cross out.

When all clues are completed, the mystery of the magic wand will be solved!


# SKILL PRACTICE

## Prepositional Phrases Review:

- Fill In The Blank
- Prepositional Phrases
- Prepositions In Sentences
- Match Phrase To Picture
- Prepositional Phrases for Places
- Prepositions To Show Time

### Clue #1: Descrambler

Look at the sentence. Match it to a word below. Write the letter next to each vine on each line. When the letters are unscrambled, they will make up the clue.



F      O  
around      after

### Clue 3: Fill in the Blank

wings	fly	fairy	ship	took
the	wand	thief	fire	has
feet	has			

write the word in each box.

Word:

behind the castle

between the flowers


inside the spellbook

each row to figure out the clue.

### Clue #2: Color the Mushrooms

Choose the best prepositional phrase for each blank that makes the most sense. Color in each mushroom. Then, read the bottom.

_____, the unicorns came to drink.	A soft sound came _____ near the path.	_____, the owl delivered a magical message.	A troll guarded a treasure _____.	The sleepy bear slept _____, dreaming of honey.	A secret door was found _____.
<ul style="list-style-type: none"><li>• <u>By the pond</u> - color it red</li><li>• Across the couch - color it green</li><li>• Under the table - color it yellow</li><li>• In the castle - color it blue</li></ul>	<ul style="list-style-type: none"><li>• behind the stars - color it red</li><li>• on the rainbow - color it green</li><li>• beside the moon - color it yellow</li><li>• <u>from the mushroom</u> - color it blue</li></ul>	<ul style="list-style-type: none"><li>• In the backpack - color it red</li><li>• Over the cloud - color it green</li><li>• <u>Before sunrise</u> - color it yellow</li><li>• Around the pancake - color it blue</li></ul>	<ul style="list-style-type: none"><li>• over the ceiling - color it red</li><li>• <u>beneath the bridge</u> - color it green</li><li>• beside the classroom - color it yellow</li><li>• inside the volcano - color it blue</li></ul>	<ul style="list-style-type: none"><li>• around the dance floor - color it red</li><li>• <u>under the rock</u> - color it green</li><li>• above the party - color it yellow</li><li>• through the doorway - color it blue</li></ul>	<ul style="list-style-type: none"><li>• inside the lunchbox - color it red</li><li>• past the homework - color it green</li><li>• on top of the crown - color it yellow</li><li>• <u>behind the tree</u> - color it blue</li></ul>



What color mushrooms do you see? Find the key that matches for your next hint!

<ul style="list-style-type: none"><li>• 2 red mushrooms</li><li>• 1 blue mushroom</li><li>• 1 green mushroom</li><li>• 2 yellow mushrooms</li></ul> <p>The thief does not have a wand in their hand.</p>	<ul style="list-style-type: none"><li>• <u>1 red mushroom</u></li><li>• <u>2 blue mushrooms</u></li><li>• <u>2 green mushrooms</u></li><li>• <u>1 yellow mushroom</u></li></ul> <p>The thief does not have any horns.</p>	<ul style="list-style-type: none"><li>• 2 red mushrooms</li><li>• 1 blue mushroom</li><li>• 2 green mushrooms</li><li>• 1 yellow mushroom</li></ul> <p>The thief is animal with a long tail.</p>	<ul style="list-style-type: none"><li>• 1 red mushroom</li><li>• 2 blue mushrooms</li><li>• 1 green mushroom</li><li>• 2 yellow mushrooms</li></ul> <p>The thief has a hat on their head.</p>
--	---	--	---

**All clues focus on reviewing prepositions!**

# MULTIPLE VERSIONS



Print & Digital Forms

**Clue #1: Descrambler**  
Look at the sentence. Match it to a word below. Write the letter next to each vine on each line. When the letters are unscrambled, they will make up the clue.

**Clue #2: Color the Mushrooms**  
Choose the best prepositional phrase for each blank that makes the most sense. Color in each mushroom. Then, read the bottom.

**Clue 3: Fill in the Blank**  
shop wings fly fairy ship book  
dragon the wand horn thief fire  
the has  
Read the words in order from top to bottom in each row to figure out the clue.

**Clue #1: Descrambler**  
Look at the sentence. Match it to a word below. Write the letter next to each vine on each line. When the letters are unscrambled, they will make up the clue.

**Clue #2: Color the Mushrooms**  
Choose the best prepositional phrase for each blank that makes the most sense. Color in each mushroom. Then, read the bottom.

**Clue 3: Fill in the Blank**  
shop wings fly fairy ship book  
dragon the wand horn thief fire  
the has  
Read the words in order from top to bottom in each row to figure out the clue.

**Clue #4: Count It Up**  
through

**Clue #5: Error Analysis**  
The preposition should be underlined in each sentence. Put a check or an X next to each sentence to show if you agree.

The suspect with the most correct answers is the thief!

**Clue #2: Color the Mushrooms**  
Choose the best prepositional phrase for each blank that makes the most sense. Color in each mushroom. Then, read the bottom.

What color mushrooms do you see? Find the key that matches.

- 2 red mushrooms
- 1 blue mushroom
- 1 green mushroom
- 2 yellow mushrooms

The thief does not have any horns.

The thief is animal with a long tail.

**Clue #2: Color the Mushrooms**  
Choose the best prepositional phrase for each blank that makes the most sense. Color in each mushroom. Then, read the bottom.

What color mushrooms do you see? Find the key that matches for your next hint!

- 2 red mushrooms
- 1 blue mushroom
- 1 green mushroom
- 2 yellow mushrooms

The thief does not have a wand in their hand.

The thief is animal with a long tail.

The thief has a hat on their head.

Short & Long Options

# PARTS OF SPEECH OPTION AVAILABLE

## The Suspect List


Read what the suspects had to say about where they were when the magic wand went missing.

 I was flying in the forest. <b>Dragon</b>	 I was flying in the garden. <b>Fairy</b>	 I was at my house. <b>Gnome</b>	 I was in the forest. <b>Unicorn</b>
 I was at the shop. <b>Wizard</b>	 I was in the garden. <b>Monster</b>	 I was at my house. <b>Witch</b>	 I was at the shop. <b>Troll</b>

Name: \_\_\_\_\_

## Clue #1: Descrambler

Can you figure out which noun is being described in each box? Write the letter next to each vine on each line. When the letters are unscrambled, they will make up the clue.



Worn by someone royal on their head. **T F**

A but shoe that fits just right. **T F**

A shiny and a hidden d. **T F**

A pot that bubbles with spells inside. **O E**

A royal seat high and grand. **O E**

Waves the air. **O E**

**F**  
slipper

## Clue #2: Color the Mushrooms

Which adjective does NOT describe the object at the top? Color in each mushroom. Then, read the bottom.

potion	dragon	troll	gnome	wand	unicorn
--------	--------	-------	-------	------	---------

• blue - color it red  
• sparkly - color it green  
• fuzzy - color it yellow  
• bubbly - color it blue

• large - color it red  
• tall - color it green  
• heavy - color it yellow  
• weak - color it blue

• small - color it red  
• round - color it green  
• tiny - color it yellow  
• colorful - color it blue

• wooden - color it red  
• round - color it green  
• always - color it yellow  
• magical - color it blue

• gentle - color it red  
• pretty - color it green  
• bright - color it yellow  
• scary - color it blue



## Clue 3: Fill in the Blank

shop	mine	wings	yours	fly	him	fairy	his	ship	you	took
dragons	it	the	wand	he	horn	her	thief	its	fire	
the	them	no	that	house	they	who	her	feet	its	has

Choose the correct pronoun that goes on each line. Find it at the top. Then write the word you see at the top in each box.

Word: **the**

My wand is broken. Can **you/it** fix it?

Word: **took**

You hand my wand to **me/mine**.

Word: **has**

The spell was tricky but **you/it** worked.

Word: **the**

Give **they/them** the potion.

Word: **no**

Word: **wings**

Figure out the clue.

## Clue #4: Count Them

Read each pair of words. Decide if the verbs are synonyms or antonyms. Circle the synonyms.




wave flick  
vanish disappear  
glow shine  
glow fade  
appear disappear  
open close  
sparkle shimmer  
create destroy  
twirl spin  
light darken  
float rise

freeze melt  
rise fall  
float sink

5 pairs: Cross out Gnome.  
6 pairs: Cross out Wizard.  
7 pairs: Cross out Witch.  
8 pairs: Cross out Troll.

## Clue #5: Error Analysis

Is the adverb underlined in each sentence? Put a check or an X next to each sentence.


 The wizard proudly <u>waxed</u> his wand.	 The creature danced <u>wildly</u> around the room.	 The gnome waved to his friends <u>happily</u> .
<input checked="" type="checkbox"/> He walked across the room <u>slowly</u> .	<input checked="" type="checkbox"/> He spoke to the fairy <u>gently</u> .	<input checked="" type="checkbox"/> He walked away <u>sadly</u> .
<input checked="" type="checkbox"/> The wizard <u>sleepily</u> whispered the spell.	<input checked="" type="checkbox"/> He stomped <u>messily</u> through the mud.	<input checked="" type="checkbox"/> The gnome <u>sheerfully</u> greeted the wizard.
<input checked="" type="checkbox"/> He shouted at his helper <u>angrily</u> .	<input checked="" type="checkbox"/> The creature answered the question <u>politely</u> .	<input checked="" type="checkbox"/> He spoke very rudely to the queen.

The suspect with the most correct answers is the thief!


Differentiate within your small groups. Same clues. Same mystery. Different focus!

There is a version of the mystery included that reviews ONLY Parts of Speech.

# FAST FINISHER ACTIVITY



The Detective Agency sends congratulations to:



Lindsay

You solved the mystery!

11/2  
Date

AW  
Presented by:

LET'S DRAW...  
a fairy

1	2	3
4	5	6

LET'S DRAW...  
a frog prince

1	2	3
4	5	6 Color It!

If students finish early, give them a certificate of completion and a directed drawing to complete while others continue working.

# GRAMMAR MYSTERY BENEFITS



- No Prep
- Print and Digital Versions
- 3 & 5 Clue Options
- Fun and Engaging
- Easy to Differentiate
- Encourages Critical Thinking
- Aligns with Grammar Standards
- Perfect for Review Days
- Choice between 2 versions: Prepositions OR Parts of Speech. You can even mix/match clues to combine the 2 skills together (clues are interchangeable)!

**Clue #4: Count It Up**

through

above

between

under

around

over

In front of

How many of these prepositions can you find in the picture?  
Circle each one.

in front of  in  under  over  
 between  around  above  through

5 words: Cross out Gnome.  
6 words: Cross out Wizard.  
7 words: Cross out Witch.  
8 words: Cross out Troll.

This works well for grades 2-3 in partners, teams, or even in small groups at the teacher table!

# WHY TEACHERS LOVE THESE!

Ordinary grammar worksheets can be boring and unoriginal.

You want activities that are fun and engaging, but also rigorous and meaningful to student learning.

**GRAMMAR MYSTERIES ARE EXACTLY WHAT YOU'VE BEEN LOOKING FOR!**

**Clue #1: Descrambler**  
Look at the sentence. Match it to a word below. Write the letter next to each vine on each line. When the letters are unscrambled, they will make up the clue.

**Clue #2: Color the Mushrooms**  
Choose the best prepositional phrase for each blank that makes the most sense. Color in each mushroom. Then, read the bottom.

_____ the unicorns came to drink.	A soft sound came _____ near the path.	_____ the owl delivered a magical message.	A troll guarded a treasure _____.	The sleepy bear slept _____ dreaming of honey.	A secret door was found _____.
-----------------------------------	--	--	-----------------------------------	--	--------------------------------

**Clue #3: Fill in the Blank**

shop	wings	fly	fairy	ship	look
------	-------	-----	-------	------	------

**Clue #4: Count It Up**

through

**Clue #5: Error Analysis**  
The preposition should be underlined in each sentence. Put a check or an X next to each sentence to show if you agree.

 The fairy flew quickly through the trees. ✓	 An old gnome peeked under the log to look for gold. ✓	 The witches waited until lunch to cook up some slugs. ✗
 We hid behind the spooky house. ✗	 The monster crept slowly across the grass. ✗	 The frog jumped onto the rock last night to escape. ✓
 The mean troll sat next to the dark cave. ✗	 A bird flew during the magical storm yesterday. ✓	 The pink unicorn slept in the meadow on Monday. ✓
 The witch and wizard danced with joy near the fire. ✗	 The dragons built a huge nest on top of the roof. ✓	 I know I left my wand floating in the air over the table. ✗

The suspect with the most correct answers is the thief!

The Detective Agency sends congratulations to:

**Lindsay**

You solved the mystery!

11/2 Date **SW** Presented by:

LET'S DRAW...  
a fairy

THE LIFETIME LEARNER

LET'S DRAW...  
a frog prince

Color It!

THE LIFETIME LEARNER

**The Suspect List**  
Read what the suspects had to say about where they were when the magic wand went missing.

 I was flying in the forest. ✗	 I was flying in the garden. ✗	 I was at my house. ✗	 I was in the forest. ✗
 I was at the shop. ✗	 I was in the garden. ✗	 I was at my house. ✗	 I was at the shop. ✓

Name: \_\_\_\_\_

**solve the mystery**

**The Case of the Missing Wand**

THE LIFETIME LEARNER

# WHAT MAKES READING MYSTERIES UNIQUE?

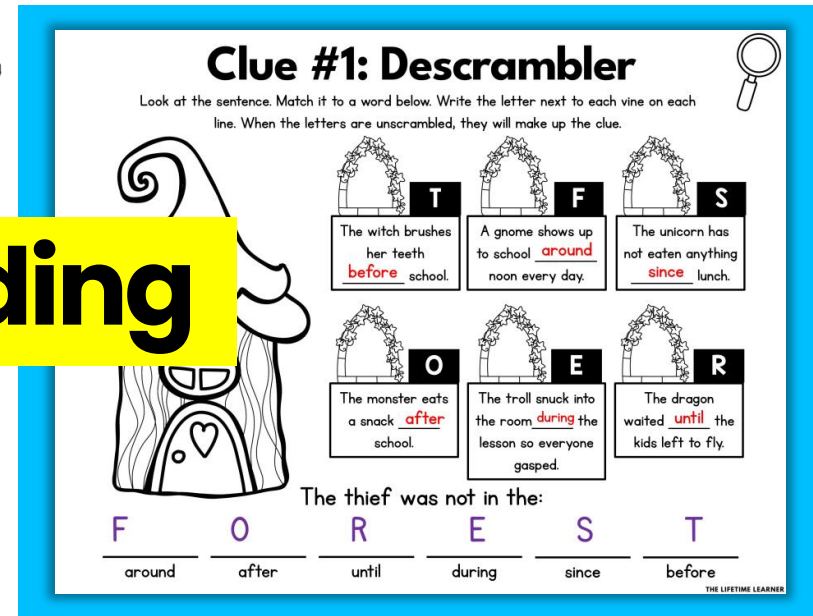
Reading Mysteries aren't just a copy of Math Mysteries!

They have brand-new clues, focus on reading skills, and even feature a different conclusion to the mystery.

The only thing that stays the same is the list of suspects students start with!

So, if you have both, students can play during math and then again during reading for double the fun.

Reading



**Clue #1: Descrambler**

Look at the sentence. Match it to a word below. Write the letter next to each vine on each line. When the letters are unscrambled, they will make up the clue.

The witch brushes her teeth before school.    A gnome shows up to school around noon every day.    The unicorn has not eaten anything since lunch.

The monster eats a snack after school.    The troll snuck into the room during the lesson so everyone gasped.    The dragon waited until the kids left to fly.

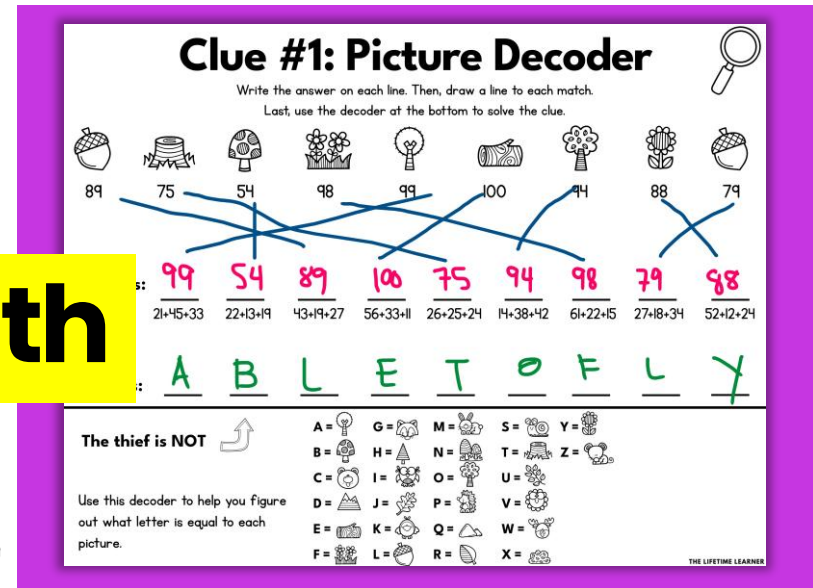
The thief was not in the:

F    O    R    E    S    T

around    after    until    during    since    before

Example of Clue 1

Math



**Clue #1: Picture Decoder**

Write the answer on each line. Then, draw a line to each match. Last, use the decoder at the bottom to solve the clue.

89    75    54    98    99    100    94    88    79

21+45+33    22+13+19    43+19+27    56+33+11    26+25+24    14+38+42    61+22+15    27+18+34    52+12+24

A    B    L    E    T    O    F    L    Y

The thief is NOT

Use this decoder to help you figure out what letter is equal to each picture.

A = [picture]    G = [picture]    M = [picture]    S = [picture]    Y = [picture]  
B = [picture]    H = [picture]    N = [picture]    T = [picture]    Z = [picture]  
C = [picture]    I = [picture]    O = [picture]    U = [picture]  
D = [picture]    J = [picture]    P = [picture]    V = [picture]  
E = [picture]    K = [picture]    Q = [picture]    W = [picture]  
F = [picture]    L = [picture]    R = [picture]    X = [picture]

# KEEP THE FUN GOING!

## GRAB A MATH MYSTERY:

Math Mysteries aren't just a copy of reading. They come with fresh clues, unique math challenges, and a new culprit, so students are solving an entirely different case!



## MORE READING MYSTERIES:

Explore other grade levels to differentiate and keep every student engaged.



**BUY A BUNDLE  
TO SAVE BIG!**

