

WHAT IS THIS?



Clue #1: Error Analysis

Was the correct word chosen in each sentence? Put a check or an X next to each answer.

Clue #2: Rhyming Fish

Color the coral the same color as the fish they belong with. Then, find the correct key at the bottom to solve the clue!

Clue #3: Find It!

Does the picture match the word? If yes, circle it. If not, cross it out. Read the words you circled from left to right like a book to solve the clue.

Clue #4: Word Hunt

Clue #5: Descrambler

Look at the picture. Match it to a word below. Write the letter next to each wave on each line. When the letters are unscrambled, they will make up the clue.

U	I	S	K	R
The boarded a boat to find the last queen.	She brushed the sand out of her .	The penny I found in the sand is worth one .	The sand was a color in the sun.	The crab hid in a small in the sand.
T	Q	N	I	S
With my shovel, I filled my with wet sand.	The ocean breeze has a fresh-smelling .	We found a shell that was unbroken.	We saw fish swimming in the dark at .	We saw a hopping in the sand.

This animal:
S Q U I R T S I N K
cent scent knight hair hole pill hare night whole pale

solve the mystery



The Case of the Scuba Diver

What Did I See in the Ocean?

Read the facts about each animal to help you solve the clues.


I have red fins. Pufferfish	I have yellow tentacles. Octopus	I have a blue nose. Dolphin	I have green tentacles. Jellyfish
I have red paws. Crab	I have a blue tail. Shark	I have a green shell. Sea Turtle	I have a yellow face. Seahorse

Name: _____

THE LIFETIME LEARNER

Students complete a series of clues to figure out what sea creature you saw!


HOW TO PLAY



What Happened?

On your scuba diving trip, you had a great time exploring the sea. The problem is that you don't know which type of ocean creature you saw! Now, you need to solve some clues to figure out which animal it was. Solve the mystery so you can tell your friends about your scuba adventure.




1. Take a list of sea animals and then start solving each clue.
2. Each time you solve a clue, you will get closer to discovering which animal you saw.
3. Cross out the wrong animals each time you find out new information. Good luck!



THE LIFETIME LEARNER

Clue #1: Error Analysis









Was the correct word chosen in each sentence? Put a check or an X next to each answer. Read the hint from the animal with the most correct answers.

<p>I have sharp claws. You did not see any sharp claws!</p> <p>Crab</p> 	<p>I have sharp teeth. You did not see any sharp teeth!</p> <p>Shark</p> 	<p>I have a green shell. You did not see a green shell.</p> <p>Sea Turtle</p> 
<p><input checked="" type="checkbox"/> The crab loves to jump in the <u>see / sea</u>.</p> <p><input checked="" type="checkbox"/> The crab hid under a big <u>bored / board</u>.</p> <p><input checked="" type="checkbox"/> The crab goes on the boat to <u>sale / sail</u>.</p>	<p><input checked="" type="checkbox"/> The shark will <u>meat / meet</u> other fish.</p> <p><input checked="" type="checkbox"/> The shark has a strong <u>tail / tale</u>.</p> <p><input checked="" type="checkbox"/> The shark swims near the <u>whole/hole</u> in the rock.</p>	<p><input checked="" type="checkbox"/> Its shell is <u>blue / blew</u> and green.</p> <p><input checked="" type="checkbox"/> The shell is so <u>plane/plain</u> and smooth.</p> <p><input checked="" type="checkbox"/> It will <u>peek/peak</u> out of its shell.</p>

THE LIFETIME LEARNER

What Did I See in the Ocean?

Read the facts about each animal to help you solve the clues.

<p>I have red fins.</p>  <p>Pufferfish</p>	<p>I have yellow tentacles.</p>  <p>Octopus</p>	<p>I have a blue nose.</p>  <p>Dolphin</p>	<p>I have green tentacles.</p>  <p>Jellyfish</p>
<p>I have red claws.</p>  <p>Crab</p>	<p>I have a blue tail.</p>  <p>Shark</p>	<p>I have a green shell.</p>  <p>Sea Turtle</p>	<p>I have a yellow face.</p>  <p>Seahorse</p>

Name: _____

THE LIFETIME LEARNER

Each time students solve a clue, it will reveal what sea creature to cross out. When all clues are completed, the mystery of the scuba diver will be solved!

SKILL PRACTICE

Clue #1: Error Analysis
Was the correct word chosen in each sentence? Put a check or an X next to each answer.
Read the hint from the animal with the most correct answers.

I have sharp claws.
You did not see any sharp claws!

Crab

The crab loves to jump in the *see / sea*.

The crab hid under a big *bored / board*.

The crab goes on the boat to *sale / sail*.

Clue #2: Rhyming Fish
Color the coral the same color as the fish they belong with.
Then, find the correct key at the bottom to solve the clue!

Homophones
Color the coral the same color as the fish they belong with.
Then, find the correct key at the bottom to solve the clue!

• Sound the same
• Spelled differently
• Different meanings

Homonyms
Color the coral the same color as the fish they belong with.
Then, find the correct key at the bottom to solve the clue!

• Sound the same
• Spelled the same
• Different meanings

Cross out any blue creatures if there are:
• 6 green coral
• 4 red coral

Cross out any green creatures if there are:
• 4 green coral
• 6 red coral

Cross out any red creatures if there are:
• 5 green coral
• 5 red coral

Cross out any yellow creatures if there are:
• 7 green coral
• 3 red coral

Clue #3: Find It!
Read the words you circled from left to right like a book to solve the clue.

picture match the word? If yes, circle it. If not, cross it out.

you

fins
bear

not

won

tail

aws

off your list.

did

flower

see

two

face

meat

THE LIFETIME LEARNER

Homophones Review:

- Decide If Correct Homophone Was Used
- Homophones Vs Homonyms
- Identify Right & Wrong Homophones
- Homophone Error Analysis
- Spelling Homophones

All clues focus on reviewing homophones!

MULTIPLE VERSIONS



Print & Digital Forms

Clue #1: Error Analysis
Was the correct word chosen in each sentence? Put a check or an X next to each answer.

Clue #2: Rhyming Fish
Color the coral the same color as the fish they belong with. Then, find the correct key at the bottom to solve the clue!

Clue #3: Find It!
Does the picture match the word? If yes, circle it. If not, cross it out.
Read the words you circled from left to right like a book to solve the clue.

3 Clue Version

it you fins life
flower
see
two
face
read whale paws meat
Write the phrase on the line. Cross the wrong animals off your list.
you did not see a tail

Clue #1: Error Analysis
Was the correct word chosen in each sentence? Put a check or an X next to each answer.

Clue #2: Rhyming Fish
Color the coral the same color as the fish they belong with. Then, find the correct key at the bottom to solve the clue!

Clue #3: Find It!
Does the picture match the word? If yes, circle it. If not, cross it out.
Read the words you circled from left to right like a book to solve the clue.

Clue #4: Word Hunt

Clue #5: Descrambler
Look at the picture. Match it to a word below. Write the letter next to each wave on each line. When the letters are unscrambled, they will make up the clue.

5 Clue Version

U I S K R
The _____ hid in a small _____.
boarded a boat to _____.
Find the lost queen _____.
With my shovel, I filled my _____ with wet sand. _____
This animal: S Q U I R T S I N K
cent scent knight hair hole pall hare right whole pale

Clue #2: Rhyming Fish
Color the coral the same color as the fish they belong with. Then, find the correct key at the bottom to solve the clue!

Homophones (green fish)
• Sound the same
• Spelled differently
• Different meanings

Homonyms (red fish)
• Sound the same
• Spelled the same
• Different meanings

Cross out any blue creatures if there are:
• 6 green coral
• 4 red coral

Cross out any green creatures if there are:
• 4 green coral
• 6 red coral

Cross out any red creatures if there are:
• 5 green coral
• 5 red coral

Clue #2: Rhyming Fish
Color the coral the same color as the fish they belong with. Then, find the correct key at the bottom to solve the clue!

Homophones (green fish)
• Sound the same
• Spelled differently
• Different meanings

Homonyms (red fish)
• Sound the same
• Spelled the same
• Different meanings

Cross out any blue creatures if there are:
• 6 green coral
• 4 red coral

Cross out any green creatures if there are:
• 4 green coral
• 6 red coral

Cross out any red creatures if there are:
• 5 green coral
• 5 red coral

Cross out any yellow creatures if there are:
• 7 green coral
• 3 red coral

Short & Long Options

PARTS OF SPEECH OPTION AVAILABLE

What Did I See in the Ocean?
Read the facts about each animal to help you solve the clues.

I have red fins. Pufferfish	I have yellow tentacles. Octopus	I have a blue nose. Dolphin	I have green tentacles. Jellyfish
I have red claws. Crab	I have a blue tail. Shark	I have a green shell. Sea Turtle	I have a yellow face. Seahorse

Name: _____

Clue #1: Error Analysis
Was the correct word chosen in each sentence? Put a check or an X next to each word. Read the hint from the animal with the most correct answers.

Clue #2: Rhyming Fish
Color the coral the same color as the fish they belong with. Then, find the correct key at the bottom to solve the clue!

Clue #3: The Missing Shells
Choose a word from the word bank to write in each story blank. There is a letter next to each word. Write the letters at the bottom on the lines.

Clue #4: Word Hunt
Find a synonym for each part of speech below. Write them in the boxes.

Clue #5: Descrambler
Fill in each blank with a part of speech from the bottom. Write the letter next to each wave on each line. When the letters are unscrambled, they will make up the clue.


Differentiate within your small groups. Same clues. Same mystery. Different focus!

There is a version of the mystery included that reviews ONLY Parts of Speech.

FAST FINISHER ACTIVITY



The Detective Agency sends congratulations to:



Lindsay


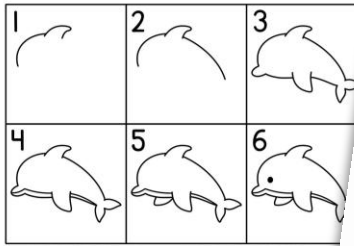
You solved the mystery!

11/2
Date

AW
Presented by:

LET'S DRAW...

a dolphin



THE LIFETIME LEARNER

LET'S DRAW...



a fish



THE LIFETIME LEARNER

If students finish early, give them a certificate of completion and a directed drawing to complete while others continue working.

GRAMMAR MYSTERY BENEFITS



- No Prep
- Print and Digital Versions
- 3 & 5 Clue Options
- Fun and Engaging
- Easy to Differentiate
- Encourages Critical Thinking
- Aligns with Grammar Standards
- Perfect for Review Days
- Choice between 2 versions: Homophones OR Parts of Speech. You can even mix/match clues to combine the 2 skills together (clues are interchangeable)!

Clue #4: Word Hunt

Cross out the following pictures:

• road	• toe	• weak	• pair
• rode	• tow	• week	• pear

What shark picture is left? Write that word on the line.

This animal does not make a **nest**.

THE LIFETIME LEARNER

This works well for grades 2-3 in partners, teams, or even in small groups at the teacher table!

WHY TEACHERS LOVE THESE!

Ordinary grammar worksheets can be boring and unoriginal.

You want activities that are fun and engaging, but also rigorous and meaningful to student learning.

GRAMMAR MYSTERIES ARE EXACTLY WHAT YOU'VE BEEN LOOKING FOR!

Clue #1: Error Analysis
Was the correct word chosen in each sentence? Put a check or an X next to each answer.
Read the hint from the animal with the most correct answers.

Clue #2: Rhyming Fish
Color the coral the same color as the fish they belong with.
Then, find the correct key at the bottom to solve the clue!

• Sound the same
• Spelled differently

Clue #3: Find It!
Does the picture match the word? If yes, circle it. If not, cross it out.
Read the words you circled from left to right like a book to solve the clue.

Clue #4: Word Hunt

Clue #5: Descrambler
Look at the picture. Match it to a word below. Write the letter next to each wave on each line. When the letters are unscrambled, they will make up the clue.

 The boarded a boat to find the last queen.	 She brushed the sand out of her .	 The penny I found in the sand is worth one .	 The crab hid in a small in the sand.	 The crab hid in a small in the sand.
 With my shovel, I filled my with wet sand.	 The ocean breeze has a fresh-smelling .	 We found a shell that was unbroken.	 We saw fish swimming in the dark at .	 We saw a hopping in the sand.

This animal:
S Q U I R T S I N K
cent scent knight hair hole pail hare night whole pale

The Detective Agency sends congratulations to:

Lindsay
You solved the mystery!

11/2 Date
SW Presented by:

LET'S DRAW...
a dolphin

LET'S DRAW...
a fish

THE LIFETIME LEARNER

What Did I See in the Ocean?

Read the facts about each animal to help you solve the clues.

 I have red fins. Pufferfish	 I have yellow tentacles. Octopus	 I have a blue nose. Dolphin	 I have green tentacles. Jellyfish
 I have red claws. Crab	 I have a blue tail. Shark	 I have a green shell. Sea Turtle	 I have a yellow face. Seahorse

Name: _____

solve the mystery

The Case of the Scuba Diver

THE LIFETIME LEARNER

WHAT MAKES READING MYSTERIES UNIQUE?

Reading Mysteries aren't just a copy of Math Mysteries!

They have brand-new clues, focus on reading skills, and even feature a different conclusion to the mystery.

The only thing that stays the same is the list of suspects students start with!

So, if you have both, students can play during math and then again during reading for double the fun.

Reading

Clue #1: Error Analysis

Was the correct word chosen in each sentence? Put a check or an X next to each answer. Read the hint from the animal with the most correct answers.

Crab	Shark	Sea Turtle
<input checked="" type="checkbox"/> The crab loves to jump in the <u>see</u> / <u>sea</u> .	<input checked="" type="checkbox"/> The shark will <u>meat</u> / <u>meet</u> other fish.	<input checked="" type="checkbox"/> Its shell is <u>blue</u> / <u>blew</u> and green.
<input checked="" type="checkbox"/> The crab hid under a big <u>bored</u> / <u>board</u> .	<input checked="" type="checkbox"/> The shark has a strong <u>tail</u> / <u>tale</u> .	<input checked="" type="checkbox"/> The shell is so <u>plane</u> / <u>plain</u> and smooth.
<input checked="" type="checkbox"/> The crab goes on the boat to <u>sale</u> / <u>sail</u> .	<input checked="" type="checkbox"/> The shark swims near the <u>whole</u> / <u>hole</u> in the rock.	<input checked="" type="checkbox"/> It will <u>peek</u> / <u>peak</u> out of its shell.

Example of Clue 1

Math

Clue #1: Sorting Fish

Figure out the answer to each fish. Color the fish the same color as the box they belong in. Then, find the correct key at the bottom to solve the clue!

Crab	Crab	Crab	Crab
5 brown	8 purple	12 green	15 blue
8	15	5	12
20-5	11-6	16-4	10-2
5	12	8	15
17-5	16-8	14-9	18-3

Cross out the red animals if there are:	Cross out the blue animals if there are:	Cross out the yellow animals if there are:	Cross out the green animals if there are:
<ul style="list-style-type: none">2 brown fish3 purple fish2 green fish3 blue fish	<ul style="list-style-type: none">2 brown fish2 purple fish3 green fish3 blue fish	<ul style="list-style-type: none">3 brown fish3 purple fish3 green fish2 blue fish	<ul style="list-style-type: none">3 brown fish2 purple fish3 green fish2 blue fish

KEEP THE FUN GOING!

GRAB A MATH MYSTERY:

Math Mysteries aren't just a copy of reading. They come with fresh clues, unique math challenges, and a new culprit, so students are solving an entirely different case!



MORE READING MYSTERIES:

Explore other grade levels to differentiate and keep every student engaged.



**BUY A BUNDLE
TO SAVE BIG!**

