

# WHAT IS THIS?



## solve the mystery

### The Case of the Missing Treasure



THE LIFETIME LEARNER

#### Clue #1: Fill in the Blank

#### Clue #2: Right or Wrong?

#### Clue #3: Multiple Choice

#### Clue #4: Word Hunt

#### Clue #5: Descrambler

#### Where's the Treasure?

As you solve each clue, cross out the places the treasure is not located. The location left at the end is where the treasure is.



 <del>Jungle</del>	 <del>Beach</del>	 <del>Waterfall</del>	 <del>Volcano</del>
 <del>Cave</del>	 River	 <del>Mountains</del>	 <del>Beach Hut</del>

Name: \_\_\_\_\_

THE LIFETIME LEARNER

Students complete a series of clues to figure out where the treasure is located!


# HOW TO PLAY



## What Happened?

Oh no! The treasure has been stolen by pirates and no one knows where it is located. Now, it's your job to search different locations to find the treasure and save the day!

1. Take a location list and start solving each clue.
2. Each time you solve a clue, you will get closer to discovering where the treasure is located.
3. Cross out wrong places each time you find new information. Good luck!



## Clue #1: Fill in the Blank

<small>grass</small> yourself	<small>me</small> I	<small>hat</small> whom	<small>looking</small> It	<small>is</small> its	<small>water</small> both
<small>you</small> They	<small>air</small> each	<small>up</small> myself	<small>not</small> me	<small>for</small> You	<small>green</small> all
<small>hat</small> himself	<small>mine</small> mine	<small>hand</small> He	<small>walk</small> itself	<small>down</small> we	<small>not</small> She




Read each word below. Find the matching pronoun above. Then write the *italics* word in each box below.

<i>I / me</i>	Word:	<i>He / She</i>	Word:	<i>its / mine</i>	Word:
<small>joined the pirate crew.</small>	<i>the</i>	<small>picked up the map with her hand.</small>	<i>are</i>	<small>The parrot lost its crackers.</small>	<i>is</i>
<small>You took a sword that is its/mine.</small>	<i>chest</i>	<small>They / It is buried in the sand.</small>	<i>looking</i>	<small>The parrot picked I / me.</small>	<i>not</i>
<small>They / It both got sick on deck.</small>	<i>you</i>	<small>We / You are the only pirate who is a kid.</small>	<i>for</i>	<small>He / She shivered when the parrot landed on him.</small>	<i>inside</i>

When you are done, read the words in order from top to bottom ↓ in each row to figure out the clue.

## Where's the Treasure?

As you solve each clue, cross out the places the treasure is not located. The location left at the end is where the treasure is.

<del></del> Jungle	<del></del> Beach	<del></del> Waterfall	<del></del> Volcano
<del></del> Cave	 River	<del></del> Mountains	<del></del> Beach Hut

Name: \_\_\_\_\_

Each time students solve a clue, it will reveal what place(s) to cross out.

When all clues are completed, the mystery of the pirate treasure will be solved!

# SKILL PRACTICE

**Clue #1: Fill in the Blank**

grass	the	hut	looking	water
yourself	I	whom	It	both
They	each		its	green
himself	mine			

Read each word below. Find the word in the grid above.

**Word:**

**I / me** joined the pirate crew. **the**

You took a sword that is **its/mine**. **chest**

**They / It** both got sick on deck. **you**

When you are done, read the words.

**Clue #2: Right or Wrong?**

Color each thumb in to show if you agree with each pronoun that goes in the blank. Color it green for yes. Color it red for no.

_____ found the treasure map in the cave. He	The captain gave _____ a new sword. me	_____ and my brother sailed the pirate ship. I
_____ told the crew where to dig. Me	_____ searched the island for clues. She	The gold belongs to my friend and _____. I
The parrot flew to _____ and sat on my shoulder. her	The captain and _____ planned the treasure hunt. me	The crew helped _____ climb onto the deck. him

How many boxes were correct?

More green answers = The chest is not near any shells.  
More red answers = The chest is not by any trees.

**Clue #3: Multiple Choice**

What pronoun could replace each noun? Circle the answer. Then read the bottom.

The pirates sang songs around the fire.  
A. She

The treasure chest was filled with gold.  
A. It  
B. We  
C. You  
D. He

Isla and I found a secret tunnel.  
A. We  
B. He  
C. They  
D. She

My sister \_\_\_\_\_ the island.  
A. We  
B. He  
C. They  
D. She

My brother hid behind the barrels.  
A. We  
B. He  
C. They  
D. She

How many Ds did you circle?  
1 D = tree  
2 Ds = spot  
3 Ds = cave  
4 Ds = hut

## Pronouns Review:

- Identify & Write Pronouns
- Replace Nouns With Pronouns
- Choose Whether A Sentence Needs "Him" or "He," "Me" or "I"
- Identify the Correct Pronouns
- Identify Who or What the Pronoun Is Referring To

**All clues focus on reviewing pronouns!**

# MULTIPLE VERSIONS



Print & Digital Forms

**Clue #1: Fill in the Blank**

**Clue #2: Right or Wrong?**

**Clue #3: Multiple Choice**

**3 Clue Version**

Circle how many you chose in each box below. Then, read the phrase to know what to cross out.

How many A's did you circle? <b>1 A = not</b> <b>2 As = up</b> <b>3 As = is</b> <b>4 As = run</b>	How many B's did you circle? <b>1 B = over</b> <b>2 Bs = next</b> <b>3 Bs = under</b> <b>4 Bs = in</b>	How many C's did you circle? <b>1 C = hot</b> <b>2 Cs = high</b> <b>3 Cs = cold</b> <b>4 Cs = bad</b>	How many D's did you circle? <b>1 D = tree</b> <b>2 Ds = spot</b> <b>3 Ds = cave</b> <b>4 Ds = hut</b>
---	--	---	--

**Clue #1: Fill in the Blank**

**Clue #2: Right or Wrong?**

**Clue #3: Multiple Choice**

**Clue #4: Word Hunt**

**Clue #5: Descrambler**

**5 Clue Version**

The chest is in a place that is:

C A L M O R F L A T

map diamond Captain Bones twins crew sword flag chest Isla cannonballs

**Clue #4: Word Hunt**

Label each pronoun below. Choose from the list at the bottom.

**You will get \_\_\_\_\_ when you find the \_\_\_\_\_**

Cross out all pronouns above.

What picture is left? Write the word on the line.

Hint: It is 3 letters long.

**Clue #4: Word Hunt**

Label each pronoun below. Choose from the list at the bottom.

**You will get wet when you find the chest.**


Cross out all pronouns above.

What picture is left? Write the word on the line.

Hint: It is 3 letters long.






Short & Long Options

# PARTS OF SPEECH OPTION AVAILABLE



### Where's the Treasure?

As you solve each clue, cross out the places the treasure is not located. The location left at the end is where the treasure is.

 Jungle	 Beach	 Waterfall	 Volcano
 Cave	 River	 Mountains	 Beach Hut

Name: \_\_\_\_\_

### Clue #1: The Missing Treasure

Choose a word from the word bank to write in each story blank. There is a letter next to each word. Write the letters at the bottom on the lines.

Word Bank

- spotted (T)
- carefully (E)
- sunny (O)
- them (I)
- nearly (D)
- they (N)
- hidden (S)
- parrot (P)
- parrot (N)

Clue #1: Captain Redbeard was the fiercest pirate on the seven seas. He had a green (1) parrot (P) named Pickles that sat on his shoulder. Pickles squawked loudly every morning, shouting things like, "Raise the sails!" and "Find the treasure!"

Clue #2: One (2) sunny (O) afternoon, the crew (3) sailed (T) an island. "Treasure is buried there!" Redbeard roared. He dropped anchor, and the pirates hurried onto the sand. Pickles fluttered above (4) them (I), chirping excitedly. The hard-working pirates dug and dug. Filling the air with sand. Hours passed, but (5) they (N) didn't find a single treasure. Then, Pickles screeched, "Look under the boat!"

Clue #3: The crew stored at the parrot in a shack. He had never given an order that wasn't about (6) hidden (S) before. Redbeard peeked under the ship. There, (7) crackers (C) behind the chair, was a small chest stuffed with glitter. Redbeard laughed so hard he (8) nearly (D) dropped his hat. "All this time," he said, "Pickles knew where the treasure was! From that day on, the pirates always look for treasure under the ship's deck."

1      2

### Clue #2: Right or Wrong?

How many verbs are in each sentence? Look at the number. Do you agree? Color it green for yes. Color it red for no.

Clue #1: I found a dusty treasure map in the dark cave and gasped. **2**

Clue #2: The pirates grabbed their map, ran to the boat, and shouted to each other. **3**

Clue #3: My brother sailed the pirate ship through a bad storm. **1**

Clue #4: I told the crew where to dig when we got to the island. **3**

Clue #5: She searched the island for clues so she could find the jewels. **2**

Clue #6: The gold belongs to the nearest pirate on the sea. **1**

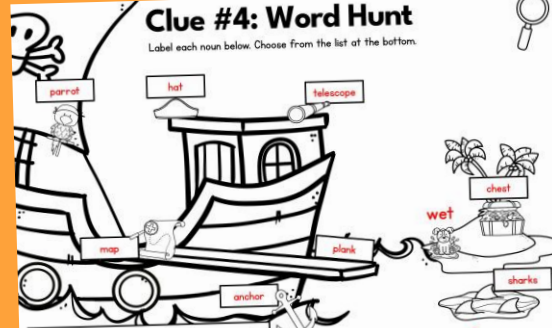
Clue #7: The parrot flew over to me and sat on my shoulder. **2**

Clue #8: The captain planned to sail the ship for weeks so he could arrive first. **1**

Clue #9: The crew helped the new pirate climb onto the deck. **1**

### Clue #4: Word Hunt

Label each noun below. Choose from the list at the bottom.



• parrot • sharks • plank • map  
• telescope • chest • anchor • hat

Cross out all nouns above.

What picture is left? Write the word on the line.  
Hint: It is 3 letters long and is an adjective!

You will get wet when you find the chest.

### Clue #3: Multiple Choice

What adjective does NOT describe each noun? Circle each answer. Then, read the bottom.

ship: A. big, B. furry, C. wooden, D. fast

parrot: A. colorful, B. sticky, C. loud, D. pretty

map: A. flat, B. paper, C. strong, D. folded

flag: A. tall, B. feathered, C. bright, D. wavy

gold: A. shiny, B. sticky, C. heavy, D. valuable

anchor: A. proud, B. rusty, C. heavy, D. metal

sword: A. dangerous, B. silver, C. sharp, D. soft

island: A. sandy, B. quiet, C. warm, D. playful

How many you chose in each box below. Then, read the phrase to know what to cross out.

How many Ds did you circle?  
1 D = tree  
2 Ds = cave  
3 Ds = hut  
4 Ds = hut

### Clue #5: Descrambler

Figure out which adverb from the bottom belongs in each sentence. Write the letter next to each chest on each line. When the letters are unscrambled, they will make up the clue.

The pirate laughed happily when he found the treasure. **A**

The crew worked quickly to raise the sails. **O**

The parrot squawked noisily from the mast. **A**

The captain stomped angrily across the deck when he got mad. **R**

The ship rocked gently on the calm sea. **L**

The pirate dug hopefully for gold on the beach. **L**

The lookout shouted loudly when he saw land ahead. **M**

The pirates climbed carefully down the rope ladder right above the sharks. **T**

The crew sang cheerfully as they cleaned the deck. **C**

The captain pointed proudly at where he had found the treasure on the map. **F**

The chest is in a place that is:

**C A L M O R F L A T**

cheerfully    noisily    hopefully    loudly    quickly    angrily    proudly    gently    happily    carefully


Differentiate within your small groups. Same clues. Same mystery. Different focus!

There is a version of the mystery included that reviews ONLY Parts of Speech.

# FAST FINISHER ACTIVITY



The Detective Agency sends  
congratulations to:



Lindsay

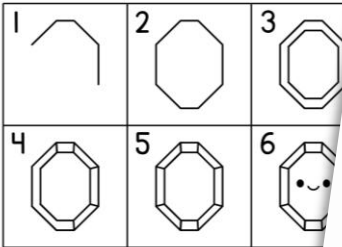
You solved the mystery!

11/2  
Date

AW  
Presented by:

LET'S DRAW...


a jewel



THE LIFETIME LEARNER

LET'S DRAW...

a mountain





THE LIFETIME LEARNER

If students finish early,  
give them a  
certificate of completion  
and a directed drawing  
to complete while others  
continue working.

# GRAMMAR MYSTERY BENEFITS



- No Prep
- Print and Digital Versions
- 3 & 5 Clue Options
- Fun and Engaging
- Easy to Differentiate
- Encourages Critical Thinking
- Aligns with Grammar Standards
- Perfect for Review Days
- Choice between 2 versions: Pronouns OR Parts of Speech. You can even mix/match clues to combine the 2 skills together (clues are interchangeable)!

 **Clue #3: Multiple Choice** 

What pronoun could replace each noun? Circle the answer. Then read the bottom.

I helped <u>the pirate</u> pick up his coins that he dropped. A. them B. <b>him</b> C. us D. I	<u>The pirates</u> sang songs around the fire. A. She B. <b>They</b> C. It D. He	<u>The treasure chest</u> was filled with gold. A. We B. She C. <b>It</b> D. You	<u>Isla and I</u> found a secret tunnel. A. It B. <b>We</b> C. You D. He
<u>First Mate Ruby</u> dropped her sword. A. They B. <b>She</b> C. It D. We	I gave treats to <u>the parrot</u> since she did a trick. A. us B. <b>her</b> C. I D. you	The pirate gave <u>my sister and I</u> a map of the island. A. you B. I C. <b>us</b> D. it	<u>My brother</u> hid behind the barrels. A. We B. <b>He</b> C. They D. She

Circle how many you chose in each box below. Then, read the phrase to know what to cross out.

How many As did you circle? <b>1 A = not</b> 2 As = up 3 As = is 4 As = run	How many Bs did you circle? <b>1 B = over</b> 2 Bs = next 3 Bs = under 4 Bs = in	How many Cs did you circle? <b>1 C = hot</b> 2 Cs = high 3 Cs = cold 4 Cs = bad	How many Ds did you circle? <b>1 D = tree</b> 2 Ds = spot 3 Ds = cave 4 Ds = hut
---	--	---	--

THE LIFETIME LEARNER

This works well for grades 2-3 in partners, teams, or even in small groups at the teacher table!

# WHY TEACHERS LOVE THESE!

Ordinary grammar worksheets can be boring and unoriginal.

You want activities that are fun and engaging, but also rigorous and meaningful to student learning.

**GRAMMAR MYSTERIES ARE EXACTLY WHAT YOU'VE BEEN LOOKING FOR!**

**Clue #1: Fill in the Blank**

yourself	I	whom	It	its	both
----------	---	------	----	-----	------

**Clue #2: Right or Wrong?**

Color each thumb in to show if you agree with each pronoun that goes in the blank. Color it green for yes. Color it red for no.

_____ found the treasure map in the cave.	The captain gave _____ a new sword.	_____ and my brother sailed the pirate ship.
---	-------------------------------------	--

**Clue #3: Multiple Choice**

What pronoun could replace each noun? Circle the answer. Then read the bottom.

I helped the pirate pick up his coins that he dropped.	The pirates sang songs around the fire.	The treasure chest was filled with gold.	Isla and I found a secret tunnel.
--	---	--	-----------------------------------

**Clue #4: Word Hunt**

Label each pronoun below. Choose from the list at the bottom.

her

**Clue #5: Descrambler**

Look at the picture. Match it to a word below. Write the letter next to each chest on each line. When the letters are unscrambled, they will make up the clue.

<b>A</b> Captain Bones found a diamond and hid it in his coat. What is it?	<b>O</b> The crew sailed at dawn since they were ready to search. Who are they?	<b>A</b> Isla held the compass tightly because she didn't want to lose it. Who is she?	<b>R</b> The pirate grabbed his sword and raised it high. What is it?	<b>L</b> The treasure chest was heavy, but they carried it to the boat. What is it?
<b>L</b> Captain Bones climbed aboard, and then he looked around for danger. Who is he?	<b>M</b> The twins spotted an island, so they cheered loudly. Who are they?	<b>T</b> The cannonballs rolled across the deck and one of them hit a barrel. What is them?	<b>C</b> The map was old and torn, but we followed it anyway. What is it?	<b>F</b> The pirates saw a flag in the distance that was black with a skull. What is that?

The chest is in a place that is:

C A L M O R F L A T

map diamond Captain Bones twins crew sword flag chest Isla cannonballs

The Detective Agency sends congratulations to:

**Lindsay**

You solved the mystery!

11/2 Date **AW** Presented by:

LET'S DRAW...  
a jewel

LET'S DRAW...  
a mountain

Where's the Treasure?

As you solve each clue, cross out the places the treasure is not located. The location left at the end is where the treasure is.

<del>Jungle</del>	<del>Beach</del>	<del>Waterfall</del>	<del>Volcano</del>
<del>Cave</del>	<b>River</b>	<del>Mountains</del>	<del>Beach Hut</del>

Name: \_\_\_\_\_

**solve the mystery**

The Case of the Missing Treasure

# WHAT MAKES READING MYSTERIES UNIQUE?

Reading Mysteries aren't just a copy of Math Mysteries!

They have brand-new clues, focus on reading skills, and even feature a different conclusion to the mystery.

The only thing that stays the same is the list of suspects students start with!

So, if you have both, students can play during math and then again during reading for double the fun.

Reading

Example of Clue 1

Math

### Clue #1: Fill in the Blank

yourself	I	whom	It	its	both
They	each	myself	me	You	all
He		He	itself	we	She

Find the matching pronoun above. Then write the *italics* word in each box below.

the	He / She	are	is
chest	They / It	looking	not
you	We / You	for	inside

When you are done, read the words in order from top to bottom ↓ in each row to figure out the clue.

### Clue #1: Picture Decoder

Find each answer. Then, draw a line to each match. Last, use the decoder at the bottom to solve the clue.

184	679	845	358	388	697	854	148	385
8 hundreds 4 tens 5 ones	3 hundreds 5 tens 8 ones	6 hundreds 7 tens 4 ones	1 hundred 4 tens 8 ones	8 hundreds 5 tens 4 ones	3 hundreds 8 tens 5 ones	1 hundred 8 tens 4 ones	3 hundreds 8 tens 8 ones	6 hundreds 9 tens 7 ones
H	A	S	N	O	D	O	O	R

The treasure is hidden in a place that:

Use this decoder to help you figure out what letter is equal to each picture.

A = [picture]	G = [picture]	M = [picture]	S = [picture]	Y = [picture]
B = [picture]	H = [picture]	N = [picture]	T = [picture]	Z = [picture]
C = [picture]	I = [picture]	O = [picture]	U = [picture]	
D = [picture]	J = [picture]	P = [picture]	V = [picture]	
E = [picture]	K = [picture]	Q = [picture]	W = [picture]	
F = [picture]	L = [picture]	R = [picture]	X = [picture]	

# KEEP THE FUN GOING!

## GRAB A MATH MYSTERY:

Math Mysteries aren't just a copy of reading. They come with fresh clues, unique math challenges, and a new culprit, so students are solving an entirely different case!



## MORE READING MYSTERIES:

Explore other grade levels to differentiate and keep every student engaged.



**BUY A BUNDLE  
TO SAVE BIG!**

