


WHAT IS THIS?



Clue #1: Find the Noun

Clue #2: Right or Wrong?

Clue #3: Sorting Tables

Clue #4: Noun Restaurant

Clue #5: Multiple Choice

solve the mystery

The Case of the Missing Dinner

Whose Food Is Missing?

Solve the clues to figure out whose food has not come out from the kitchen yet.

 Aunt's Order	 Uncle's Order	 Mom's Order	 Dad's Order
 Brother's Order	 Sister's Order	 Grandma's Order	 Grandpa's Order

Name: _____

Students complete a series of clues to figure out whose dinner is missing!

HOW TO PLAY



What Happened?

Uh oh! Everyone ordered something for dinner at the restaurant...but one person's food is missing! Help describe to the waiter what the person was missing so they know what food to bring out.

1. Take a food list and then start solving each clue.
2. Each time you solve a clue, you will get closer to discovering whose food is missing.
3. Cross out wrong foods each time you find out new information. Good luck!



THE LIFETIME LEARNER

Clue #1: Find the Noun

pasta	waiter	salad	customers	diner	burger
manager	host	menu	chicken	milkshake	glass
dishwasher	meat delivery	pizzeria	chef	fast food	café

Read each phrase below. Find the matching noun above. Then write the word in italics in each box.

Word:	Word:	Word:
A person who brings you food the	A place to sit and drink coffee did	A bowl of fresh veggies with
A person who cooks your meal missing	A place to order burgers and fries not	A sweet drink with ice cream a
A person who washes dishes order	A place where you eat pizza come	A hot sandwich with meat and cheese burger

When you are done, read the words in order from top to bottom ↓ in each row to figure out the clue.

THE LIFETIME LEARNER

Whose Food Is Missing?

Solve the clues to figure out whose food has not come out from the kitchen yet.

Aunt's Order	Uncle's Order	Mom's Order	Dad's Order
Brother's Order	Sister's Order	Grandma's Order	Grandpa's Order

Name: _____

THE LIFETIME LEARNER

Each time students solve a clue, it will reveal what foods to cross out.

When all clues are completed, the mystery of the missing dinner will be solved!

SKILL PRACTICE

Clue #1: Find the Noun

fork	waiter	salad	customers	diner	burger
manager	host	dishwasher	meat food delivery		

Read each phrase below. Find the word.

A person who brings you food: **the**

A person who cooks your meal: **missing**

A person who washes dishes: **order**

When you are done, read the word.

Clue #2: Right or Wrong?

How many nouns are in each sentence? Color the thumb in to show if you agree.

2 The waiter brought our pizza to the table.	3 Mom loves the new restaurant because their pizza is cheesy.	3 The manager cleaned the floor of the bathroom.	0 They enjoyed a sweet milkshake.
3 The busy chef carefully made a fresh salad for us.	4 The chef cooked my pasta in the busy kitchen.	3 The busboy carried dirty plates to the sink.	3 My friend ordered fries at the snack bar.
3 They enjoyed warm bread before leaving.	1 The busy chef carefully made a fresh salad for us.	2 They enjoyed warm bread before leaving.	3 My friend ordered fries at the snack bar.

How many pictures were correct? Read the right hint below. Cross two people out.

1 Correct = It did not come with a sundae.	5 Correct = It did not come with ice.
2 Correct = It did not come with a milkshake.	6 Correct = It did not come with salad.
3 Correct = It did not come with a drink.	7 Correct = It did not come with a fork.
4 Correct = It did not come in a bowl.	8 Correct = It did not come with a glass.

Clue #3: Sorting Tables

Sort the same color as the cup they belong with. Then, find the correct key at the bottom to solve the clue!

red	yellow	blue
-----	--------	------

cook, bakery, napkin, grill

Sort out anyone with pasta if there are:

- red tables
- yellow tables
- blue tables

Nouns Review:

- Identify Nouns: Person, Place, Thing
- Identify Nouns Vs Other Parts of Speech
- Sorting Nouns into Categories
- Concrete & Abstract Nouns
- Common & Proper Nouns

All clues focus on reviewing nouns!

MULTIPLE VERSIONS



Print & Digital Forms

Clue #1: Find the Noun

Clue #2: Right or Wrong?

Clue #3: Sorting Tables

3 Clue Version

server, hot dog, woman, napkin, grill, bakery

Cross out anyone with ice if there are:
• 3 red tables
• 4 yellow tables
• 3 blue tables

Cross out anyone with lettuce if there are:
• 4 red tables
• 3 yellow tables
• 3 blue tables

Cross out anyone with pasta if there are:
• 3 red tables
• 3 yellow tables
• 4 blue tables

Clue #1: Find the Noun

Clue #2: Right or Wrong?

Clue #3: Sorting Tables

Clue #4: Noun Restaurant

Clue #5: Multiple Choice

5 Clue Version

How many As did you circle?
1 A = looks
2 As = comes
3 As = does
4 As = is

How many Bs did you circle?
1 B = straw
2 Bs = come
3 Bs = not
4 Bs = plate

How many Cs did you circle?
1 C = have
2 Cs = eat
3 Cs = fork
4 Cs = glass

How many Ds did you circle?
1 D = cheese
2 Ds = fries
3 Ds = ice
4 Ds = crust

Clue #5: Multiple Choice

Find the common or proper noun in each sentence. Circle the right answer. Then read the bottom.

We ate dinner at Tony's Diner.
common

Ben brought dessert for Mia.
common

Whiskers sat under the table at lunch.
proper

They have pancake specials every Sunday.
proper

Our family had brunch there last July.
common

Mom ordered sushi in Japanese.
common

They had hot cocoa at the diner on Christmas.
proper

She can see the Statue of Liberty from the pizzeria.
proper

Circle how many you chose in each box below. Then, read the phrase to know what to cross out.

How many As did you circle?
1 A = looks
2 As = comes
3 As = does
4 As = is

How many Bs did you circle?
1 B = straw
2 Bs = come
3 Bs = not
4 Bs = plate

How many Cs did you circle?
1 C = have
2 Cs = eat
3 Cs = fork
4 Cs = glass

Clue #5: Multiple Choice

Find the common or proper noun in each sentence. Circle the right answer. Then read the bottom.

We ate dinner at Tony's Diner.
common

Ben brought dessert for Mia.
common

Whiskers sat under the table at lunch.
proper

They have pancake specials every Sunday.
proper

Our family had brunch there last July.
common

Mom ordered sushi in Japanese.
common

They had hot cocoa at the diner on Christmas.
proper

She can see the Statue of Liberty from the pizzeria.
proper

Circle how many you chose in each box below. Then, read the phrase to know what to cross out.

How many As did you circle?
1 A = looks
2 As = comes
3 As = does
4 As = is

How many Bs did you circle?
1 B = straw
2 Bs = come
3 Bs = not
4 Bs = plate

How many Cs did you circle?
1 C = have
2 Cs = eat
3 Cs = fork
4 Cs = glass

How many Ds did you circle?
1 D = cheese
2 Ds = fries
3 Ds = ice
4 Ds = crust

Short & Long Options

PARTS OF SPEECH OPTION AVAILABLE



Whose Food Is Missing?

Solve the clues to figure out whose food has not come out from the kitchen yet.

			
Aunt's Order	Uncle's Order	Mom's Order	Dad's Order
			
Brother's Order	Sister's Order	Grandma's Order	Grandpa's Order

Name: _____

Clue #1: Fill in the Blank

bring	ate	ordered	serves	decided	sip
chew	bite	sips	shares	bit	eat
shared	decides	serve	brought	order	mess

Read each sentence below. Find the missing verb above. Then write the word in italics in each blank.

Word: _____

The family the chef use a spoon with did the of soup.

The waiter missing We in order a pizza not the into the jolly burger.

The link a plate of fries or _____

When you are done, read _____










Clue #2: Right or Wrong

Is the correct adverb written in each sentence? Color the thumb to show if you agree.

The soda spilled <i>happily</i> all over the counter.	The waiter dropped the tray <i>angrily</i> on the floor.	The water splashed <i>brightly</i> on the floor.
<i>(wrong descriptor)</i>	<i>(wrong descriptor)</i>	<i>(wrong descriptor)</i>
The lemonade was poured <i>carefully</i> into the cup.	The juice was served <i>never</i> at the table.	The tea cooled <i>slowly</i> on the counter.
<i>(wrong adverb type/placement)</i>	<i>(wrong adverb type/placement)</i>	<i>(wrong adverb type/placement)</i>
The coffee steamed <i>sadly</i> in the mug.	The smoothie was blended <i>loudly</i> in the blender.	The milkshake was stirred <i>yesterday</i> into the glass.
<i>(wrong descriptor)</i>	<i>(wrong adverb type/placement)</i>	<i>(wrong adverb type/placement)</i>

Clue #3: Sorting Tables

Color the tables the same color as the cup they belong with. Then, find the correct key at the bottom to solve the clue!

red nouns	yellow verbs	blue adjectives
		
		
		

Cross out anyone with _____
Cross out anyone with _____
Cross out anyone with _____

Clue #4: Adjective Restaurant

Circle the adjective synonym pairs. Cross out the antonym pairs.

When you are done, read _____

How many synonym pairs are there in the picture? Circle the answer below. Then, write the word on the line.

- 6 = pizza
- 7 = sweet treat
- 8 = sandwich
- 9 = water

The missing order comes with a sweet treat.

Clue #5: Multiple Choice

Choose the sentence for each where the pronoun is used correctly. Then read the bottom.

she	they	he	I
A. She are our new cook.	A. They was helping the chef.	A. He are the waiter.	A. I am your waitress.
B. She do the dishes.	B. They can be washed.	B. He is the cook.	B. I are the new chef.
C. She were making shrimp.	C. They is adding salt.	C. He do the dinner.	C. I cooks the pasta.
D. She is our waiter.	D. They eats the dessert.	D. He were bringing trays.	D. I was bringing cape.

it	we	you	they
A. It are carrying plates.	A. We are setting tables now.	A. You have a mess.	A. They was bringing menus.
B. It is part of the dessert.	B. We am taking your order.	B. You eats the breakfast.	B. They is cooking soup.
C. It do the cooking.	C. We was bringing bread.	C. You is ready to pay.	C. They are on our desks.
D. It were cleaning up.	D. We is making steak.	D. You was cleaning dishes.	D. They eats the dessert.

Circle how many you chose in each box below. Then, read the phrase to know what to cross out.

How many Aa did you circle? 1 A = looks 2 As = comes 3 As = does 4 As = is	How many Bb did you circle? 1 B = straw 2 Bs = come 3 Bs = not 4 Bs = plate	How many Cc did you circle? 1 C = have 2 Cs = eat 3 Cs = fork 4 Cs = glass	How many Dd did you circle? 1 D = cheese 2 Ds = fries 3 Ds = ice 4 Ds = crust
--	---	--	---


Differentiate within your small groups. Same clues. Same mystery. Different focus!

There is a version of the mystery included that reviews ONLY Parts of Speech.

FAST FINISHER ACTIVITY



The Detective Agency sends congratulations to:



Lindsay

You solved the mystery!

11/2



Date

AW

Presented by:

LET'S DRAW...



noodles



THE LIFETIME LEARNER

LET'S DRAW...

a taco



THE LIFETIME LEARNER

If students finish early, give them a certificate of completion and a directed drawing to complete while others continue working.

GRAMMAR MYSTERY BENEFITS



- No Prep
- Print and Digital Versions
- 3 & 5 Clue Options
- Fun and Engaging
- Easy to Differentiate
- Encourages Critical Thinking
- Aligns with Grammar Standards
- Perfect for Review Days
- Choice between 2 versions: Noun Review OR Parts of Speech. You can even mix/match clues to combine the 2 skills together (clues are interchangeable)!

Clue #4: Noun Restaurant

Color in all the concrete nouns.
Cross out the abstract nouns.

Labels in the image: friendship (crossed out), table (green), respect (crossed out), apron (green), stove (green), booth (green), plate (green), hunger (crossed out), straw (green), bill (green).

How many concrete nouns are there in the picture?
Circle the answer below. Then, write the word on the line.

• 6 = pizza	• 8 = sandwich
• 7 = sweet treat	• 9 = water

The missing order comes with a **sweet treat**.

THE LIFETIME LEARNER

This works well for grades 2-3 in partners, teams, or even in small groups at the teacher table!

WHY TEACHERS LOVE THESE!

Ordinary grammar worksheets can be boring and unoriginal.

You want activities that are fun and engaging, but also rigorous and meaningful to student learning.

GRAMMAR MYSTERIES ARE EXACTLY WHAT YOU'VE BEEN LOOKING FOR!

Clue #1: Find the Noun

Clue #2: Right or Wrong?

Clue #3: Sorting Tables

Clue #4: Noun Restaurant

Clue #5: Multiple Choice

Find the common or proper noun in each sentence. Circle the right answer. Then read the bottom.

We ate dinner at Tony's Diner. A. We B. Tony's Diner C. ate D. dinner	Ben brought dessert for Mia. A. for B. dessert C. Ben D. Mia	Whiskers sat under the table at lunch. A. table B. Whiskers C. lunch D. sat	They have pancake specials every Sunday. A. Sunday B. have C. specials D. They
Our family had brunch there last July. A. July B. family C. our D. last	Mom ordered sushi in Japanese. A. sushi B. Japanese C. Mom D. in	They had hot cocoa at the diner on Christmas. A. Christmas B. cocoa C. had D. on	She can see the Statue of Liberty from the pizzeria. A. pizzeria B. see C. Statue of Liberty D. She

Circle how many you chose in each box below. Then, read the phrase to know what to cross out.

How many As did you circle? 1 A = looks 2 As = comes 3 As = does 4 As = is	How many Bs did you circle? 1 B = straw 2 Bs = come 3 Bs = not 4 Bs = plate	How many Cs did you circle? 1 C = have 2 Cs = eat 3 Cs = fork 4 Cs = glass	How many Ds did you circle? 1 D = cheese 2 Ds = fries 3 Ds = ice 4 Ds = crust
--	---	--	---

The Detective Agency sends congratulations to:

Lindsay

You solved the mystery!

11/2 Date AW Presented by:

LET'S DRAW...
noodles

THE LIFETIME LEARNER

LET'S DRAW...
a taco

THE LIFETIME LEARNER

Whose Food Is Missing?

Solve the clues to figure out whose food has not come out from the kitchen yet.

Aunt's Order	Uncle's Order	Mom's Order	Dad's Order
Brother's Order	Sister's Order	Grandma's Order	Grandpa's Order

Name: _____

solve the mystery

The Case of the Missing Dinner

WHAT MAKES READING MYSTERIES UNIQUE?

Reading Mysteries aren't just a copy of Math Mysteries!

They have brand-new clues, focus on reading skills, and even feature a different conclusion to the mystery.

The only thing that stays the same is the list of suspects students start with!

So, if you have both, students can play during math and then again during reading for double the fun.

Reading

Clue #1: Find the Noun

fork	the waiter	with salad	loaf customers	not diner	burger
pasta	green host	plate menu	ice chicken	crust milkshake	glass
manager	meat food delivery	come pizzeria	missing chef	sweet fast food	cafe

Find the matching noun above. Then write the word in italics in each box.

Who brings you food	the	A place to sit and drink coffee	did	A bowl of fresh veggies	with
A person who cooks your meal	missing	A place to order burgers and fries	not	A sweet drink with ice cream	a
A person who washes dishes	order	A place where you eat pizza	come	A hot sandwich with meat and cheese	burger

When you are done, read the words in order from top to bottom in each row to figure out the clue.

Example of Clue 1

Math

Clue #1: Picture Decoder

Which number is bigger in each pair? Write it on the line. Then, draw a line to each match. Last, use the decoder at the bottom to solve the clue.

821	163	228	139	532	610	373	732	468
163	532	821	139	610	468	228	732	373
One hundred sixty-three or one hundred thirty-nine	Five hundred thirty-two or three hundred twenty-one	Four hundred eighty-eight or four hundred twenty-one	One hundred thirty-nine or one hundred twenty-eight	Six hundred ten or four hundred twenty-two	One hundred eighty-nine or one hundred sixty-eight	Two hundred twenty-eight or five hundred fifteen	Seven hundred thirty-two or three hundred seventy-two	Two hundred eighty-two or three hundred seventy-three
M	I	L	K	S	H	A	K	E

The person did not order a:

A =	G =	M =	S =	Y =
B =	H =	N =	T =	Z =
C =	I =	O =	U =	
D =	J =	P =	V =	
E =	K =	Q =	W =	
F =	L =	R =	X =	

Use this decoder to help you figure out what letter is equal to each picture.

KEEP THE FUN GOING!

GRAB A MATH MYSTERY:

Math Mysteries aren't just a copy of reading. They come with fresh clues, unique math challenges, and a new culprit, so students are solving an entirely different case!



MORE READING MYSTERIES:

Explore other grade levels to differentiate and keep every student engaged.



BUY A BUNDLE
TO SAVE BIG!

