


WHAT IS THIS?



Clue #1: Descrambler
Read each riddle at the bottom. Find the word that goes with each riddle. Write the letter next to each word at the bottom on the lines. When the letters are unscrambled, they will make up the clue.

Clue #2: Right or Wrong?
Read each sentence. Decide if the subject and verb agree. Color the thumb green if it's correct or red if it's incorrect.

Clue #3: Match It Up!
Each synonym has a match. Color in each matching pair a different color.

Clue #4: Find It!
Circle the boxes that have a present tense verb.
Read the words you circled from left to right like a book to solve the clue.

Clue #5: Multiple Choice
Which sentence uses the correct punctuation mark? Circle the right answer. Then read the bottom.

solve the mystery

The Case of the Missing Pencil

THE LIFETIME LEARNER

The Suspect List

As you solve each clue, cross out the kids who did not commit the crime. The kid left at the end is the culprit.

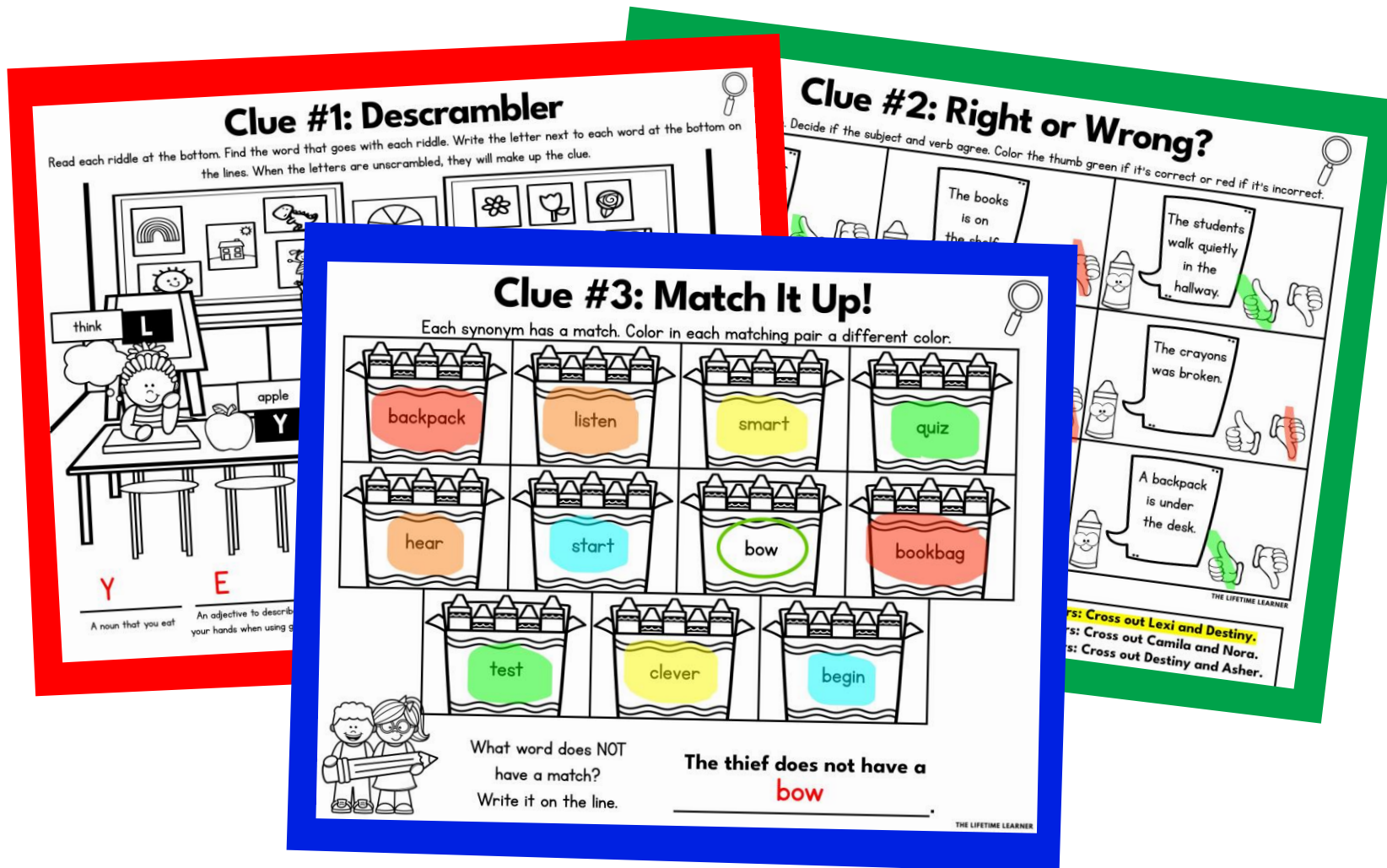
I'm wearing yellow pants. Zara	I'm wearing a red shirt. Lexi	I'm wearing a green shirt. Asher	I have red shoes. Destiny
I'm wearing blue shoes. Eli	I'm wearing a green hair tie. Camila	I have yellow pants. Darius	I have a blue bow. Nora

Name: _____

THE LIFETIME LEARNER

Students complete a series of clues to figure out who took the missing pencil!

SKILL PRACTICE



- Perfect for First Week Back!
- Basic Grammar Skills Review
- Nouns, Verbs, and Adjectives
- Subject Verb Agreement
- Synonyms
- Verb Tenses
- Punctuation Marks

All clues focus on reviewing basic grammar skills!

MULTIPLE VERSIONS



Print & Digital Forms

Clue #1: Descrambler
Read each riddle at the bottom. Find the word that goes with each riddle. Write the letter next to each word at the bottom on the lines. When the letters are unscrambled, they will make up the clue.

Clue #2: Right or Wrong?
Read each sentence. Decide if the subject and verb agree. Color the thumb green if it's correct or red if it's incorrect.

Clue #3: Match It Up!
Each synonym has a match. Color in each matching pair a different color.

3 Clue Version

What word does NOT have a match? Write it on the line. **The thief does not have a bow.**

Clue #1: Descrambler
Read each riddle at the bottom. Find the word that goes with each riddle. Write the letter next to each word at the bottom on the lines. When the letters are unscrambled, they will make up the clue.

Clue #2: Right or Wrong?
Read each sentence. Decide if the subject and verb agree. Color the thumb green if it's correct or red if it's incorrect.

Clue #3: Match It Up!
Each synonym has a match. Color in each matching pair a different color.

Clue #4: Find It!
Circle the boxes that have a present tense verb.
Read the words you circled from left to right like a book to solve the clue.

Clue #5: Multiple Choice
Which sentence uses the correct punctuation mark? Circle the right answer. Then read the bottom.

5 Clue Version

Clue #4: Find It!
Circle the boxes that have a present tense verb.
Read the words you circled from left to right like a book to solve the clue.

the The teacher <u>writes</u> on the board.	girl He will bring his lunch tomorrow.	boy We played tag at recess this afternoon.	thief She <u>sharpens</u> her pencil loudly.
stand I forgot my homework at home this morning.	is The students <u>listen</u> to directions.	not He <u>opens</u> his notebook to take notes.	sitting He <u>draws</u> a picture in art class every day.
pants The class will go on a field trip next week.	down They <u>are cleaning</u> up the classroom.	green I packed my backpack last night.	tie We will read a new book on Monday.

Write the phrase on the line. Cross the wrong people off your list.
the thief is not sitting down

Clue #4: Find It!
Circle the boxes that have a present tense verb.
Read the words you circled from left to right like a book to solve the clue.

the The teacher <u>writes</u> on the board.	girl He will bring his lunch tomorrow.	boy We played tag at recess this afternoon.	thief She <u>sharpens</u> her pencil loudly.
stand I forgot my homework at home this morning.	is The students <u>listen</u> to directions.	not He <u>opens</u> his notebook to take notes.	sitting He <u>draws</u> a picture in art class every day.
pants The class will go on a field trip next week.	down They <u>are cleaning</u> up the classroom.	green I packed my backpack last night.	tie We will read a new book on Monday.

Write the phrase on the line. Cross the wrong people off your list.
the thief is not sitting down

Short & Long Options

PARTS OF SPEECH OPTION AVAILABLE



Clue #1: Descrambler

Read each riddle at the bottom. Find the word that goes with each riddle. Write the letter next to each word of the lines. When the letters are unscrambled, they will make up the clue.

Place the correct letter on top

think **L**
apple **Y**
chilly **L**

Y E

Clue #2: Right or Wrong?

Read each sentence. Decide if the subject and verb agree. Color the thumb green if it's correct or red if it's incorrect.

The teacher reads a book to the class.	The books is on the shelf.	The students walk quietly in the hallway.
The pencils are in the box.	She draw a picture of the sun.	The crayons was broken.
He writes neatly in his notebook.	They writes.	A backpack.

Clue #3: Match It Up!

Each synonym has a match. Color in each matching pair a different color.

backpack	listen	smart	quiz
hear	start	bow	bookbag
test	clever	begin	

The Suspect List

As you solve each clue, cross out the kids who did not commit the crime. The kid left at the end is the culprit.

 I'm wearing yellow pants. Zara	 I'm wearing a red shirt. Lexi	 I'm wearing a green shirt. Asher	 I have red shoes. Destiny
 I'm wearing blue shoes. Eli	 I'm wearing a green hair tie. <input checked="" type="checkbox"/> Camila	 I have yellow pants. Darius	 I have a blue nose. Nora

Name: _____

Clue #4: Find It!

Circle the boxes that have a present tense verb. Read the words you circled from left to right like a book to solve the clue.

<input checked="" type="checkbox"/> the The teacher writes on the board.	<input checked="" type="checkbox"/> girl He will bring his lunch tomorrow.	<input checked="" type="checkbox"/> boy We played tag at recess this afternoon.	<input checked="" type="checkbox"/> thief She sharpens her pencil loudly.
<input checked="" type="checkbox"/> stand I forgot my homework at home this morning.	<input checked="" type="checkbox"/> is The students listen to directions.	<input checked="" type="checkbox"/> not He opens his notebook to take notes.	<input checked="" type="checkbox"/> sitting He draws a picture in art class every day.
<input checked="" type="checkbox"/> pants The class will go on a field trip next week.	<input checked="" type="checkbox"/> down They are cleaning up the classroom.	<input checked="" type="checkbox"/> green I packed my backpack last night.	<input checked="" type="checkbox"/> tie We will read a new book on Monday.

Write the phrase on the line. Cross the wrong people off your list.

the thief is not sitting down

Clue #5: Multiple Choice

Which sentence uses the correct punctuation mark? Circle the right answer. Then read the bottom.

A. I love the first day of school? B. Please line up at the door? C. Where is my lunchbox? D. He packed his lunch last night?	A. She had her shoes in line! B. I wrote my name on the paper! C. Let's play tag with the whole class! D. He went to the bathroom.	A. Do you know anyone at school? B. I filled up my water bottle. C. We won the class spelling bee. D. How do I get to the library?	A. When can I sharpen my pencil? B. That was the best recess ever? C. This worksheet is boring? D. I climbed off the way to the top?
A. I put my pencil in its case! B. She walks to the cafeteria! C. We sit at our desks silently! D. recess is finally here!	A. Where is your water bottle? B. I packed my homework folder. C. Can you pass the glue stick? D. What time is lunch.	A. I erased my mistakes? B. We walked to music class? C. I finished the worksheet? D. Can I sit at this desk?	A. I hung up my backpack! B. We cleaned up our table! C. Look off my awesome drawing! D. He sharpened his pencil.


Circle how many you chose in each box below. Then read the phrase for a hint about the thief.

How many As did you circle? 1 A = They 2 As = She 3 As = He 4 As = It	How many Bs did you circle? 1 B = no 2 Bs = have 3 Bs = is 4 Bs = can	How many Cs did you circle? 1 C = bag 2 Cs = big 3 Cs = a 4 Cs = the	How many Ds did you circle? 1 D = hat. 2 Ds = ponytail. 3 Ds = blue. 4 Ds = shoes.
---	---	--	--

Differentiate within your small groups. Same clues. Same mystery. Different focus!

There is a version of the mystery included that reviews ONLY Parts of Speech.

FAST FINISHER ACTIVITY



If students finish early, give them a certificate of completion and a directed drawing to complete while others continue working.

GRAMMAR MYSTERY BENEFITS



- No Prep
- Print and Digital Versions
- 3 & 5 Clue Options
- Fun and Engaging
- Easy to Differentiate
- Encourages Critical Thinking
- Aligns with Grade 2-3 Grammar Standards
- Perfect for Review Days
- Choice between 2 versions: Grade 2-3 Grammar Skills or Parts of Speech. You can even mix/match clues to combine the 2 skills together (clues are interchangeable)!

Clue #4: Find It!

Circle the boxes that have a present tense verb.
Read the words you circled from left to right like a book to solve the clue.

<i>the</i> The teacher <u>writes</u> on the board.	<i>girl</i> He will bring his lunch tomorrow.	<i>boy</i> We played tag at recess this afternoon.	<i>thief</i> She <u>sharpens</u> her pencil loudly.
<i>stand</i> I forgot my homework at home this morning.	<i>is</i> The students <u>listen</u> to directions.	<i>not</i> He <u>opens</u> his notebook to take notes.	<i>sitting</i> He <u>draws</u> a picture in art class every day.
<i>pants</i> The class will go on a field trip next week.	<i>down</i> They <u>are cleaning</u> up the classroom.	<i>green</i> I packed my backpack last night.	<i>tie</i> We will read a new book on Monday.

Write the phrase on the line. Cross the wrong people off your list.

the thief is not sitting down

THE LIFETIME LEARNER

In 2nd-3rd grade, this works well in small groups, partners, or teams.

This is great for building teamwork skills during the back to school season.

WHY TEACHERS LOVE THESE!

Ordinary grammar worksheets can be boring and unoriginal.

You want activities that are fun and engaging, but also rigorous and meaningful to student learning.

GRAMMAR MYSTERIES ARE EXACTLY WHAT YOU'VE BEEN LOOKING FOR!

Clue #1: Descrambler
Read each riddle at the bottom. Find the word that goes with each riddle. Write the letter next to each word at the bottom on the line.

Clue #2: Right or Wrong?
Read each sentence. Decide if the subject and verb agree. Color the thumb green if it's correct or red if it's incorrect.

Clue #3: Match It Up!
Each synonym has a match. Color in each matching pair a different color.


Clue #4: Find It!
Circle the boxes that have a present tense verb.
Read the words you circled from left to right like a book to solve the clue.

Clue #5: Multiple Choice
Which sentence uses the correct punctuation mark? Circle the right answer. Then read the bottom.

Circle how many you chose in each box below. Then, read the phrase for a hint about the thief.

How many As did you circle? 1 A = They 2 As = She 3 As = He 4 As = It	How many Bs did you circle? 1 B = no 2 Bs = have 3 Bs = is 4 Bs = can	How many Cs did you circle? 1 C = bag 2 Cs = big 3 Cs = a 4 Cs = the	How many Ds did you circle? 1 D = hat. 2 Ds = ponytail. 3 Ds = blue. 4 Ds = shoes.
---	---	--	--

The Detective Agency sends congratulations to:




Lindsay

You solved the mystery!



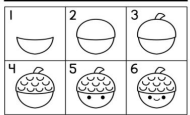
11/2 AW

Date Presented by:

LET'S DRAW...
an apple



LET'S DRAW...
an acorn





The Suspect List

As you solve each clue, cross out the kids who did not commit the crime. The kid left at the end is the culprit.

Zara I'm wearing yellow pants.	Levi I'm wearing a red shirt.	Asher I'm wearing a green shirt.	Destiny I have red shoes.
Eli I'm wearing blue shoes.	Camila I'm wearing a green hair tie.	Darius I have yellow pants.	Nora I have a blue bow.

Name: _____

solve the mystery



The Case of the Missing Pencil

WHAT MAKES READING MYSTERIES UNIQUE?



Reading Mysteries aren't just a copy of Math Mysteries!

They have brand-new clues, focus on reading skills, and even feature a different conclusion to the mystery.

The only thing that stays the same is the list of suspects students start with!

So, if you have both, students can play during math and then again during reading for double the fun.

Reading

Clue #1: Descrambler

Read each riddle at the bottom. Find the word that goes with each riddle. Write the letter next to each word at the bottom on the lines. When the letters are unscrambled, they will make up the clue.

Place the correct letter on top of each matching answer.

The thief is not wearing...

Y E L O W

A noun that you eat An adjective to describe your hands when using glue A verb to help you solve math problems An adjective to describe your water bottle A noun you use to erase mistakes a verb you do with a book

Example of Clue 1

Math

Clue #1: Picture Decoder

Find each answer. Then, draw a line to each match. Last, use the decoder at the bottom to solve the clue.

11 19 9 17 15 18 16 14 20

19 14 18 20 17 15 9 16 11

12-7 8-6 11-7 7-13 9-8 2-13 5+4 8-8 6-5

n o b o o k b a g

The culprit has...

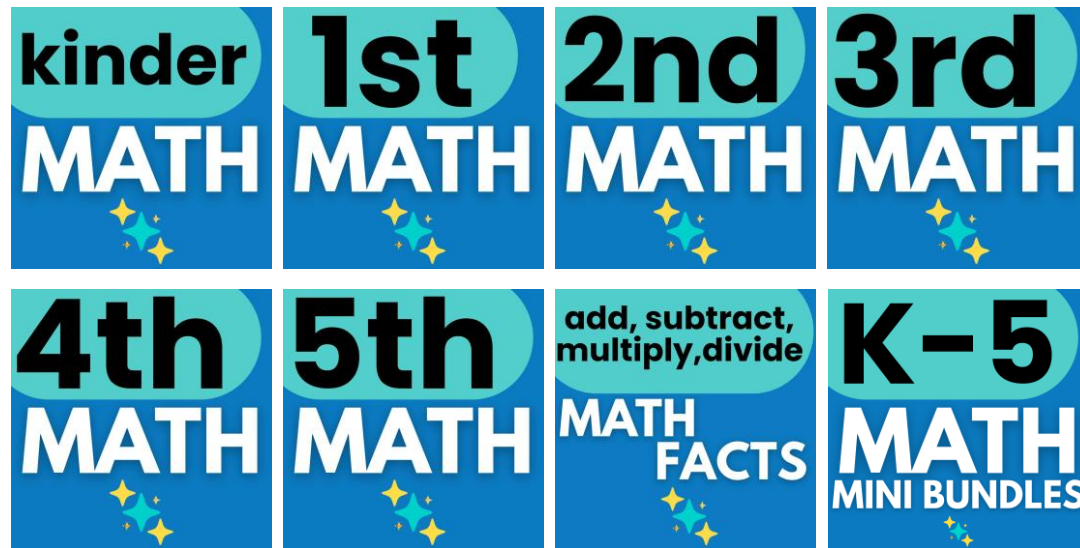
Use this decoder to help you figure out what letter is equal to each picture.

A =	G =	M =	S =	Y =
B =	H =	N =	T =	Z =
C =	I =	O =	U =	
D =	J =	P =	V =	
E =	K =	Q =	W =	
F =	L =	R =	X =	

KEEP THE FUN GOING!

GRAB A MATH MYSTERY:

Math Mysteries aren't just a copy of reading. They come with fresh clues, unique math challenges, and a new culprit, so students are solving an entirely different case!



MORE READING MYSTERIES:

Explore other grade levels to differentiate and keep every student engaged.



**BUY A BUNDLE
TO SAVE BIG!**

