

WHAT IS THIS?



Clue #1: Multiple Choice
Circle the right answer. Then read the bottom.

Clue #2: Read It Like a Book
Circle the boxes where the conjunction has been underlined correctly.
Read the words at the top of each box you colored from left to right like a book to solve the clue.

Clue #3: Error Analysis
Is the underlined word a helping verb? Put a check or an X next to each answer.

Clue #4: Word Hunt
Circle the synonyms you see below. Cross out the antonyms.

Clue #5: Fill in the Blank

your	stem	they're	too	he	fruit	two	she
there	leaf	her	who's	its	round	these	then
it's	than	those	whose	him	grows	you're	

Read each word below. Find the matching picture above. Then write the word in each box.

Word: <u>the</u>	Word: <u>above</u>	Word: <u>on</u>
Word: <u>food</u>	Word: <u>the</u>	Word: <u>a</u>
Word: <u>grows</u>	Word: <u>ground</u>	Word: <u>vine</u>

When you are done, read the words in order from top to bottom in each row to figure out the clue.

solve the mystery

The Case of the Garden Thief

What Was Eaten?

Figure out what food was eaten out of the garden by solving each clue.

purple in color Onion	green in color Broccoli	green in color Lettuce	red in color Radish
yellow in color Corn	green in color Peas	red in color Tomato	yellow in color Pepper

Name: _____

Students complete a series of clues to figure out what food was stolen from the garden!

HOW TO PLAY



What Happened?

Every day, a deer comes to eat the food in your garden. You want to discover out which type of food the deer likes best so you can stop the deer from coming back. Solve the clues to figure out which food the deer keeps eating from your garden.

1. Take a list of food and start solving each clue.
2. Each time you solve a clue, you will get closer to discovering which food was eaten.
3. Cross out wrong foods each time you find out new information. Good luck!



THE LIFETIME LEARNER

Clue #1: Multiple Choice

Circle the right answer. Then read the bottom.

 A. noun B. verb C. adjective D. pronoun	 A. pronoun B. noun C. adverb D. adjective	 A. adverb B. pronoun C. noun D. verb	 A. noun B. adjective C. verb D. pronoun	 A. adverb B. verb C. adjective D. pronoun
 A. noun B. adjective C. pronoun D. verb	 A. pronoun B. verb C. adjective D. adverb	 A. adverb B. pronoun C. noun D. adjective	 A. adverb B. noun C. verb D. pronoun	 A. noun B. verb C. adverb D. adjective

Circle how many you chose in each box below. Then, read the phrase to know what to cross out.

How many As did you circle?
1 A = comes
2 As = does
3 As = **does not**
4 As = grows

How many Bs did you circle?
1 B = red
2 Bs = green
3 Bs = **look**
4 Bs = yellow

How many Cs did you circle?
1 C = pod
2 Cs = **like**
3 Cs = round
4 Cs = purple

How many Ds did you circle?
1 D = small
2 Ds = **tree**
3 Ds = leaf
4 Ds = stem

THE LIFETIME LEARNER

What Was Eaten?

Figure out what food was eaten out of the garden by solving each clue.

 Onion	 Broccoli	 Lettuce	 Radish
 Corn	 Peas	 Tomato	 Pepper

Name: _____

THE LIFETIME LEARNER

Each time students solve a clue, it will reveal what vegetables to cross out. When all clues are completed, the mystery of the garden thief will be solved!

SKILL PRACTICE

Grades 2-3 Grammar Review:

- Identify Parts Of Speech
- Conjunctions
- Helping Verbs
- Synonyms
- Commonly Misspelled Pronouns

Clue #1: Multiple Choice

Circle the right answer. Then read the bottom.




- A. noun
B. verb
C. adjective
D. pronoun



- A. pronoun
B. noun
C. adverb
D. adjective



- A. noun
B. adjective
C. pronoun
D. verb



- A. pronoun
B. verb
C. adjective
D. adverb

Circle how many you chose in each clue.

How many As did you circle?
1 A = comes
2 As = does
3 As = does not
4 As = grows

How many Bs did you circle?
1 B = does
2 Bs = does not
3 Bs = grows
4 Bs = comes

Clue #2: Read It Like a Book

Circle the boxes where the conjunction has been underlined correctly.
Read the words at the top of each box you colored from left to right like a book to solve the clue.

food We planted tulips, <u>and</u> we watered them right away.	does I wanted to dig a hole, <u>but</u> the ground was too hard.	stem She didn't plant the seeds, <u>nor</u> did she water the garden.	not He wore gloves, <u>for</u> the thorns were sharp.
corn The soil was dry, <u>so</u> we added more water.	start I love daisies, <u>but</u> my sister prefers roses.	end You can rake the leaves, <u>or</u> you can pull the weeds.	with The tomatoes are growing, <u>yet</u> they're still green.
ER The sun is shining, <u>and</u> the flowers are opening.	P The garden was messy, <u>so</u> we cleaned it up.	L He didn't bring his tools, <u>nor</u> did he wear boots.	SH She pulled out the weeds, <u>but</u> they grew back quickly.

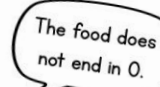
Write the phrase on the line. Cross the wrong foods off your list.

food does not start with P

Clue #3: Error Analysis

Find word a helping verb? Put a check or an X next to each answer.
Use the hint from the animal with the most correct answers.

The food does not end in O.



- ☒ She has seen the first butterfly of spring.
☒ We had trimmed the bushes before guests arrived.
☒ He does enjoy spring picnics.
☒ They did plant seeds last weekend.

All clues focus on reviewing grammar skills!

MULTIPLE VERSIONS



Print & Digital Forms

Clue #1: Multiple Choice
Circle the right answer. Then read the bottom.

Clue #2: Read It Like a Book
Circle the boxes where the conjunction has been underlined correctly.
Read the words at the top of each box you colored from left to right like a book to solve the clue.

Clue #3: Error Analysis
Is the underlined word a helping verb? Put a check or an X next to each answer.
Read the hint from the animal with the most correct answers.

3 Clue Version

I am planting in the garden.
X She is painting a rainbow on her umbrella.
✓ We are cleaning up the yard for spring.
✓ They were looking for frogs near the pond.

The grass is being watered by the sprinklers.
✓ It has been raining all week.
X I have picked some daffodils.

We had trimmed the bushes before guests arrived.
X He does enjoy spring picnics.
X They did plant seeds last weekend.

Clue #1: Multiple Choice
Circle the right answer. Then read the bottom.

Clue #2: Read It Like a Book
Circle the boxes where the conjunction has been underlined correctly.
Read the words at the top of each box you colored from left to right like a book to solve the clue.

Clue #3: Error Analysis
Is the underlined word a helping verb? Put a check or an X next to each answer.

Clue #4: Word Hunt
Circle the synonyms you see below. Cross out the antonyms.

Clue #5: Fill in the Blank

5 Clue Version

When you are done, read the words in order from top to bottom in each row to figure out the clue.

Clue #1: Multiple Choice
Circle the right answer. Then read the bottom.

Clue #1: Multiple Choice
Circle the right answer. Then read the bottom.

Clue #1: Multiple Choice
Circle the right answer. Then read the bottom.

Clue #1: Multiple Choice
Circle the right answer. Then read the bottom.

Clue #1: Multiple Choice
Circle the right answer. Then read the bottom.

Clue #1: Multiple Choice
Circle the right answer. Then read the bottom.

Clue #1: Multiple Choice
Circle the right answer. Then read the bottom.

Clue #1: Multiple Choice
Circle the right answer. Then read the bottom.

Clue #1: Multiple Choice
Circle the right answer. Then read the bottom.

Clue #1: Multiple Choice
Circle the right answer. Then read the bottom.

Short & Long Options

PARTS OF SPEECH OPTION AVAILABLE




Differentiate within your small groups. Same clues. Same mystery. Different focus!

There is a version of the mystery included that reviews ONLY Parts of Speech.

FAST FINISHER ACTIVITY



The Detective Agency sends
congratulations to:



Lindsay


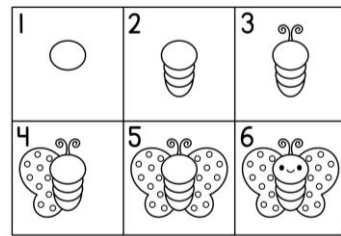
You solved the mystery!

11/2
Date

AW
Presented by:

LET'S DRAW...


a butterfly



THE LIFETIME LEARNER

LET'S DRAW...

a sunflower



THE LIFETIME LEARNER

If students finish early,
give them a
certificate of completion
and a directed drawing
to complete while others
continue working.

GRAMMAR MYSTERY BENEFITS



- No Prep
- Print and Digital Versions
- 3 & 5 Clue Options
- Fun and Engaging
- Easy to Differentiate
- Encourages Critical Thinking
- Aligns with Grammar Standards
- Perfect for Review Days
- Choice between 2 versions: Grammar Review OR Parts of Speech. You can even mix/match clues to combine the 2 skills together (clues are interchangeable)!

Clue #4: Word Hunt

Circle the synonyms you see below. Cross out the antonyms.

grow shrink cheerful joyful shine glow bloom wilt rain drizzle

breeze wind sprout grow bright dull hop leap clear cloudy

How many synonyms pairs did you see?
Circle it. Write the word on line.

• 5 = green • 7 = leafy
• 6 = red • 8 = round

The food is red

THE LIFETIME LEARNER

This works well for
grades 2-3 in partners,
teams, or even in small
groups at the
teacher table!

WHY TEACHERS LOVE THESE!

Ordinary grammar worksheets can be boring and unoriginal.

You want activities that are fun and engaging, but also rigorous and meaningful to student learning.

GRAMMAR MYSTERIES ARE EXACTLY WHAT YOU'VE BEEN LOOKING FOR!

Clue #1: Multiple Choice
Circle the right answer. Then read the bottom.

Clue #2: Read It Like a Book
Circle the boxes where the conjunction has been underlined correctly.
Read the words at the top of each box you colored from left to right like a book to solve the clue.

Clue #3: Error Analysis
Is the underlined word a helping verb? Put a check or an X next to each answer.
Read the hint from the animal with the most correct answers.

Clue #4: Word Hunt
Circle the synonyms you see below. Cross out the antonyms.

Clue #5: Fill in the Blank

your	they're	too	he	two	she
there	her	who's	its	these	then
it's	than	those	whose	him	you're

Read each word below. Find the matching picture above. Then write the word in each box.

There <u>they're</u> picking flowers.	She put on <u>a</u> raincoat.	I have more seeds <u>than</u> you.
These <u>those</u> flowers look nice.	It's <u>a</u> warm day.	Whose <u>whose</u> ready for spring?
Give the shovel to <u>he</u> .	She's <u>wearing</u> yellow.	Her <u>blue</u> eggs are under the tree.

When you are done, read the words in order from top to bottom in each row to figure out the clue.

The Detective Agency sends congratulations to:

Lindsay

You solved the mystery!

11/2 Date **SW** Presented by:

LET'S DRAW...
a butterfly

1 2 3 4 5 6

THE LIFETIME LEARNER

LET'S DRAW...
a sunflower

1 2 3 4 5 6

THE LIFETIME LEARNER

What Was Eaten?
Figure out what food was eaten out of the garden by solving each clue.

purple in color Onion	green in color Broccoli	green in color Lettuce	red in color Radish
yellow in color Corn	green in color Peas	red in color Tomato	yellow in color Pepper

Name: _____

solve the mystery

The Case of the Garden Thief

THE LIFETIME LEARNER

WHAT MAKES READING MYSTERIES UNIQUE?

Reading Mysteries aren't just a copy of Math Mysteries!

They have brand-new clues, focus on reading skills, and even feature a different conclusion to the mystery.

The only thing that stays the same is the list of suspects students start with!

So, if you have both, students can play during math and then again during reading for double the fun.

Reading

Clue #1: Multiple Choice
Circle the right answer. Then read the bottom.

 A. noun B. verb	 A. pronoun B. noun C. adverb D. adjective	 A. adverb B. pronoun C. noun D. verb	 A. noun B. adjective C. verb D. pronoun	 A. adverb B. verb C. adjective D. pronoun
 A. noun B. adjective C. pronoun D. verb	 A. adverb B. pronoun C. noun D. adjective	 A. adverb B. noun C. verb D. pronoun	 A. noun B. verb C. adjective D. pronoun	

Circle how many you chose in each box below. Then, read the phrase to know what to cross out.

How many As did you circle? 1 A = comes 2 As = does 3 As = does not 4 As = grows	How many Bs did you circle? 1 B = red 2 Bs = green 3 Bs = look 4 Bs = yellow	How many Cs did you circle? 1 C = pod 2 Cs = like 3 Cs = round 4 Cs = purple	How many Ds did you circle? 1 D = small 2 Ds = tree 3 Ds = leaf 4 Ds = stem
---	---	---	--

Example
of Clue 1

Math

Clue #1: Sorting Water Cans
Figure out the answer on each water can. Color the water cans the same color as the soil they belong with. Then, find the correct key at the bottom to solve the clue!

 pink	 purple	 green	 blue
 238	 30+8+200	 Three hundred twenty-eight	 Two hundred eighty-three
 80+2+300	 3+200+80	 Three hundred eighty-two	 238

Cross out the radish if there are:
• 2 pink water cans
• 3 purple water cans
• 2 green water cans
• 3 blue water cans

Cross out the tomato if there are:
• 2 pink water cans
• 2 purple water cans
• 3 green water cans
• 3 blue water cans

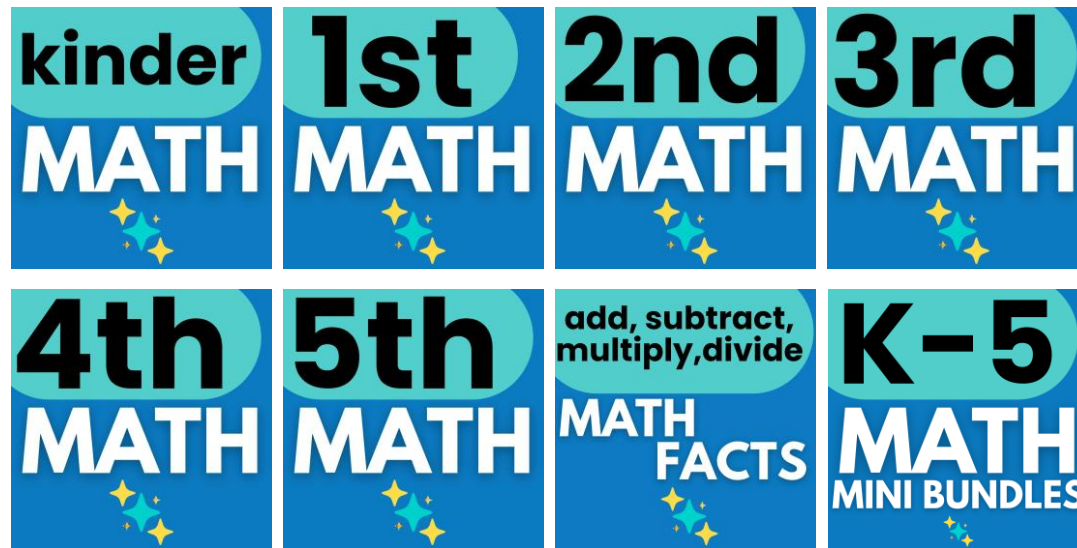
Cross out the peas if there are:
• 3 pink water cans
• 3 purple water cans
• 2 green water cans
• 2 blue water cans

Cross out the broccoli if there are:
• 3 pink water cans
• 2 purple water cans
• 3 green water cans
• 2 blue water cans

KEEP THE FUN GOING!

GRAB A MATH MYSTERY:

Math Mysteries aren't just a copy of reading. They come with fresh clues, unique math challenges, and a new culprit, so students are solving an entirely different case!



MORE READING MYSTERIES:

Explore other grade levels to differentiate and keep every student engaged.



**BUY A BUNDLE
TO SAVE BIG!**

