

WHAT IS THIS?

Clue #1: Color the Kids
Answer each question. Then, color in each kid.

Clue #2: Read It Like a Book
Does the picture match the sentence? Cross out the boxes that are not correct.
Read the words at the top of each box you colored from left to right like a book to solve the clue.

Clue #3: Word Hunt
Read the box at the bottom.

Clue #4: Error Analysis
Are the commas in a list in the right spot? Put a check or an X next to each sentence.
Read the hint from the leprechaun with the most correct answers.

Clue #5: Descrambler
Look at the picture. Match it to a word below. Write the letter next to each shoe on each line. When the letters are unscrambled, they will make up the clue.

Where is the Gold?
Figure out where the leprechaun hid the gold by solving the clues.

solve the mystery
The Case of the Missing Gold Coins

Where is the Gold?
Figure out where the leprechaun hid the gold by solving the clues.

Locations on the map: RAINBOW FALLS, LUCKY CHARM INN, TREASURE MOUNTAIN, CLOVER FOREST, SILVER BRIDGE, RAINBOW RIVER, GOLDEN FIELDS, LEPRECHAUN VILLAGE.

Clue #5 Descrambler details:
Row 1: G, N, D, T, I
Row 2: L, I, O, S
The right place has GOLD IN ITS name.
Options: joy, cupcakes, pocket, shamrock, leprechaun, excitement, curiosity, kindness, rainbow.

Students complete a series of clues to figure out where the missing coins are!

HOW TO PLAY



What Happened?

The pot of gold at the end of the rainbow is missing! A leprechaun found it and hid it somewhere on the map. Now, it's up to you to figure out where they hid the gold.

1. Take a map and then start solving each clue.
2. Each time you solve a clue, you will get closer to discovering where the gold is.
3. Cross out wrong locations each time you find out new information. Good luck!




THE LIFETIME LEARNER

Clue #1: Color the Kids

Answer each question. Then, color in each kid.

The leprechaun hides _____ the bridge to scare people passing by.	A shiny coin sparkled _____ the muddy shoe.	The trap was set _____ the old tree stump.	The rainbow stretched all the way _____ the cloudy sky.	They peeked _____ the tall grass to spot him.	A giggle echoed from _____ the green curtain.
---	---	--	---	---	---

<input type="checkbox"/> over - color it red	<input type="checkbox"/> beyond - color it red	<input type="checkbox"/> inside - color it red	<input type="checkbox"/> across - color it red	<input type="checkbox"/> along - color it red	<input type="checkbox"/> behind - color it red
<input type="checkbox"/> under - color it green	<input type="checkbox"/> over - color it green	<input type="checkbox"/> into - color it green	<input type="checkbox"/> beside - color it green	<input type="checkbox"/> through - color it green	<input type="checkbox"/> around - color it green
<input type="checkbox"/> before - color it yellow	<input type="checkbox"/> inside - color it yellow	<input type="checkbox"/> over - color it yellow	<input type="checkbox"/> near - color it yellow	<input type="checkbox"/> up - color it yellow	<input type="checkbox"/> over - color it yellow
<input type="checkbox"/> info - color it blue	<input type="checkbox"/> before - color it blue	<input type="checkbox"/> near - color it blue	<input type="checkbox"/> onto - color it blue	<input type="checkbox"/> beside - color it blue	<input type="checkbox"/> along - color it blue



What color kids do you see? Find the key that matches for your next hint!

<ul style="list-style-type: none"> • 1 red kid • 1 blue kid • 2 green kids • 2 yellow kids <p>The gold is not in a place filled with trees.</p>	<ul style="list-style-type: none"> • 2 red kids • 2 blue kids • 1 green kid • 1 yellow kid <p>The gold is not in a place with water.</p>	<ul style="list-style-type: none"> • 2 red kids • 1 blue kid • 2 green kids • 1 yellow kid <p>The gold is not where it's hard to climb.</p>	<ul style="list-style-type: none"> • 1 red kid • 2 blue kids • 1 green kid • 2 yellow kids <p>The gold is not in a place like a hotel.</p>
---	--	---	--

THE LIFETIME LEARNER

Where is the Gold?

Figure out where the leprechaun hid the gold by solving the clues.



Name: _____

THE LIFETIME LEARNER

Each time students solve a clue, it will reveal what place(s) to cross out. When all clues are completed, the mystery of the missing coins will be solved!

SKILL PRACTICE

Grades 2-3 Grammar Review:

- Prepositional Phrases
- Homonyms
- Antonyms
- Commas
- Concrete & Abstract Nouns

Clue #1: Color the Kids
Answer each question. Then, color in each kid.

The leprechaun hides _____ the bridge to scare people passing by.	A shiny coin sparkled _____ the muddy shoe.	The trap was set _____ the alcove.	The rainbow stretched all the way _____ the tall grass to spot.	They peeked _____ the tall grass to spot.	A giggle echoed from _____ the green curtain.
---	---	------------------------------------	---	---	---

over - color it red beyond - color it red
 under - color it green over - color it green
 before - color it yellow inside - color it yellow
 into - color it blue before - color it blue

What color kids do you see?
• 1 red kid
• 1 blue kid
• 2 green kids
• 2 yellow kids

The gold is not in a place filled with trees.
The gold is _____ with _____.

Clue #2: Read It Like a Book
Does the picture match the sentence? Cross out the boxes that are not correct.
Read the words at the top of each box you colored from left to right like a book to solve the clue.

 look The old leprechaun wears glasses.	 the We plug in the speaker to play Irish music.	 go I paint my nail green for St. Patrick's Day.	 gold The leprechauns will sit in this row of chairs.
 is Do you think the leprechaun is behind the leaves?	 not I'm going to make the leprechaun chocolate chip cookies!	 where The treasure chest is at the end of the rainbow.	 rain The leprechaun's favorite season is spring.
 bridge I duck under the rainbow.	 trees The leprechaun hides in the trunk of the car.	 people We got a funny note from the leprechaun!	 live The leprechaun is about a foot tall.

Write the phrase on the line. Cross the wrong places off your list.
the gold is not where people live



Clue #3: Word Hunt
Read the box at the bottom.

girl close bright lower simple rainbow

not in a _____ area.

All clues focus on reviewing grammar skills!

MULTIPLE VERSIONS



Print & Digital Forms

Clue #1: Color the Kids
Answer each question. Then, color in each kid.

Clue #2: Read It Like a Book
Does the picture match the sentence? Cross out the boxes that are not correct.
Read the words at the top of each box you colored from left to right like a book to solve the clue.

Clue #3: Word Hunt
Read the box at the bottom.

3 Clue Version

Cross out the following antonyms:

- boy
- raise
- dark
- laugh
- wet
- fancy
- hard
- full
- open
- thick

The gold is not in a **rainbow** area.

Clue #1: Color the Kids
Answer each question. Then, color in each kid.

Clue #2: Read It Like a Book
Does the picture match the sentence? Cross out the boxes that are not correct.
Read the words at the top of each box you colored from left to right like a book to solve the clue.

Clue #3: Word Hunt
Read the box at the bottom.

Clue #4: Error Analysis
Are the commas in a list in the right spot? Put a check or an X next to each sentence.

Clue #5: Descrambler
Look at the picture. Match it to a word below. Write the letter next to each shoe on each line. When the letters are unscrambled, they will make up the clue.

5 Clue Version

The right place has **G O L D I N I T S** name.

joy cupcakes pocket shamrock leprechaun excitement curiosity kindness rainbow

Clue #3: Word Hunt
Read the box at the bottom.

Clue #3: Word Hunt
Read the box at the bottom.

Cross out the following antonyms:

- boy
- raise
- dark
- laugh
- wet
- fancy
- hard
- full
- open
- thick

The gold is not **rainbow**

Clue #3: Word Hunt
Read the box at the bottom.

Clue #3: Word Hunt
Read the box at the bottom.

Cross out the following antonyms:

- boy
- raise
- dark
- laugh
- wet
- fancy
- hard
- full
- open
- thick

The gold is not in a **rainbow** area.

Short & Long Options

PARTS OF SPEECH OPTION AVAILABLE

Where is the Gold?
Figure out where the leprechaun hid the gold by solving the clues.

Clue #1: Color the Kids
What part of speech are the rhyming words in each sentence? Circle the answer. Then, color in each kid.

Clue #2: Read It Like a Book
Color the boxes that have rhyming verbs. Cross out the boxes of verbs that do NOT rhyme.

Clue #3: Word Hunt
Read the box at the bottom.


Clue #4: Error Analysis
Do the adjectives in each sentence rhyme? Put a check or an X next to each answer.

Clue #5: Descrambler
Read each sentence. Decide which set of rhyming adverbs goes in each blank.


Differentiate within your small groups. Same clues. Same mystery. Different focus!

There is a version of the mystery included that reviews ONLY Parts of Speech.

FAST FINISHER ACTIVITY



The Detective Agency sends congratulations to:



Lindsay


You solved the mystery!

11/2
Date

AW
Presented by:

LET'S DRAW...

a rainbow



THE LIFETIME LEARNER

LET'S DRAW...


a top hat




THE LIFETIME LEARNER

If students finish early, give them a certificate of completion and a directed drawing to complete while others continue working.







GRAMMAR MYSTERY BENEFITS



- No Prep
- Print and Digital Versions
- 3 & 5 Clue Options
- Fun and Engaging
- Easy to Differentiate
- Encourages Critical Thinking
- Aligns with Grammar Standards
- Perfect for Review Days
- Choice between 2 versions: Grammar Review OR Parts of Speech. You can even mix/match clues to combine the 2 skills together (clues are interchangeable)!

Clue #4: Error Analysis 

Are the commas in a list in the right spot? Put a check or an X next to each sentence.
Read the hint from the leprechaun with the most correct answers.

 	 	 
<input checked="" type="checkbox"/> I packed, gold coins, green beads and hats.	<input checked="" type="checkbox"/> She bought rainbows, pots of gold, and traps to the party.	<input checked="" type="checkbox"/> He wears green pants, gold suspenders, and a hat.
<input checked="" type="checkbox"/> She made shamrocks, signs, and banners for us.	<input checked="" type="checkbox"/> We saw leprechauns, clovers, and rainbows in Ireland.	<input checked="" type="checkbox"/> They found glitter, glitter glue, and stickers by her.
<input checked="" type="checkbox"/> He grabbed markers, crayons and, glue.	<input checked="" type="checkbox"/> He carried treats toys and treasures in his backpack.	<input checked="" type="checkbox"/> She brought cupcakes, cookies, and juice to celebrate.

THE LIFETIME LEARNER

This works well for grades 2-3 in partners, teams, or even in small groups at the teacher table!

WHY TEACHERS LOVE THESE!

Ordinary grammar worksheets can be boring and unoriginal.

You want activities that are fun and engaging, but also rigorous and meaningful to student learning.

GRAMMAR MYSTERIES ARE EXACTLY WHAT YOU'VE BEEN LOOKING FOR!

Clue #1: Color the Kids
Answer each question. Then, color in each kid.

The leprechaun	A shiny coin	The trap was set	The rainbow	They peeked	A giggle echoed
----------------	--------------	------------------	-------------	-------------	-----------------

Clue #2: Read It Like a Book
Does the picture match the sentence? Cross out the boxes that are not correct.
Read the words at the top of each box you colored from left to right like a book to solve the clue.

look the go gold

Clue #3: Word Hunt
Read the box at the bottom.

Clue #4: Error Analysis
Are the commas in a list in the right spot? Put a check or an X next to each sentence.
Read the hint from the leprechaun with the most correct answers.

Clue #5: Descrambler
Look at the picture. Match it to a word below. Write the letter next to each shoe on each line. When the letters are unscrambled, they will make up the clue.

	G		N		D		T		I
I felt so much _____ when I found a gold coin.	The room was full of _____ as the parade began.	I wore a green hat with a _____ on it.	The children shared their _____ during the class celebration.	We made a tall trap to try and catch a _____.					
	L		I		O		S		
She carried a shiny gold coin in her _____.	His _____ made him search for a rainbow's end.	We ate green _____ during the party.	A _____ stretched across the sky after the rain.						

The right place has **G O L D I N I T S** name.

joy cupcakes pocket shamrock leprechaun excitement curiosity kindness rainbow

The Detective Agency sends congratulations to:

Lindsay

You solved the mystery!

11/2 **AW**

Date Presented by:

LET'S DRAW...
a rainbow

1 2 3
4 5 6
Color It!

LET'S DRAW...
a top hat

1 2 3
4 5 6
Color It!

Where is the Gold?
Figure out where the leprechaun hid the gold by solving the clues.

Name: _____

solve the mystery

The Case of the Missing Gold Coins

THE LIFETIME LEARNER

WHAT MAKES READING MYSTERIES UNIQUE?

Reading Mysteries aren't just a copy of Math Mysteries!

They have brand-new clues, focus on reading skills, and even feature a different conclusion to the mystery.

The only thing that stays the same is the list of suspects students start with!

So, if you have both, students can play during math and then again during reading for double the fun.

Reading

Example of Clue 1

Math

Clue #1: Color the Kids

Answer each question. Then, color in each kid.

The leprechaun hides _____ the bridge to scare people passing by.	A shiny coin sparkled _____ the muddy shoe.	The trap was set _____ the old tree stump.	The rainbow stretched all the way _____ the cloudy sky.	They peeked _____ the tall grass to spot him.	A giggle echoed from _____ the green curtain.
---	---	--	---	---	---







color it red inside - color it red across - color it red along - color it red behind - color it red
color it green into - color it green beside - color it green through - color it green around - color it green
color it yellow over - color it yellow near - color it yellow up - color it yellow over - color it yellow
color it blue near - color it blue onto - color it blue beside - color it blue along - color it blue

What color kids do you see? Find the key that matches for your next hint!

<ul style="list-style-type: none">1 red kid1 blue kid2 green kids2 yellow kids <p>The gold is not in a place filled with trees.</p>	<ul style="list-style-type: none">2 red kids2 blue kids1 green kid1 yellow kid <p>The gold is not in a place with water.</p>	<ul style="list-style-type: none">2 red kids1 blue kid2 green kids1 yellow kid <p>The gold is not where it's hard to climb.</p>	<ul style="list-style-type: none">1 red kid2 blue kids1 green kid2 yellow kids <p>The gold is not in a place like a hotel.</p>
--	---	--	---


Clue #1: Picture Decoder

Write the answer on each line. Then, draw a line to each match. Last, use the decoder at the bottom to solve the clue.



























					
2:20	5:25	6:05	11:55	10:50	7:45

Answers: 5:25 7:45 11:55 2:20 10:50 6:05

_____s: H O U S E S

The missing gold is not near any... 

Use this decoder to help you figure out what letter is equal to each picture.

A = 	G = 	M = 	S = 	Y = 
B = 	H = 	N = 	T = 	Z = 
C = 	I = 	O = 	U = 	
D = 	J = 	P = 	V = 	
E = 	K = 	Q = 	W = 	
F = 	L = 	R = 	X = 	

KEEP THE FUN GOING!

GRAB A MATH MYSTERY:

Math Mysteries aren't just a copy of reading. They come with fresh clues, unique math challenges, and a new culprit, so students are solving an entirely different case!



MORE READING MYSTERIES:

Explore other grade levels to differentiate and keep every student engaged.



BUY A BUNDLE
TO SAVE BIG!

