


WHAT IS THIS?



Clue #1: Descrambler
Figure out which possessive noun from the bottom goes in each sentence. Write the letter next to each umbrella on each line. When the letters are unscrambled, they will make up the clue.

Clue #2: Multiple Choice
Tell which prepositional phrase makes the most sense for each blank. Circle the right answer. Then read the bottom.

Clue #3: Fill in the Blank
like shade to pail does play

Clue #4: Sand Pairs
Circle each pair of words that are antonyms. Cross out the synonym pairs.

Clue #5: Color the Beach
Find the past tense verb that fits each blank. Circle the right answer and color in the picture. Then read the bottom.

Choose the key below that matches how you colored the picture of the beach.

<input checked="" type="checkbox"/> blue ball <input checked="" type="checkbox"/> yellow hat <input checked="" type="checkbox"/> yellow chair <input checked="" type="checkbox"/> red water <input checked="" type="checkbox"/> blue bird <input checked="" type="checkbox"/> green kite	<input type="checkbox"/> red ball <input type="checkbox"/> yellow hat <input type="checkbox"/> yellow chair <input type="checkbox"/> red water <input type="checkbox"/> blue bird <input type="checkbox"/> yellow kite	<input type="checkbox"/> blue ball <input type="checkbox"/> green hat <input type="checkbox"/> yellow chair <input type="checkbox"/> red water <input type="checkbox"/> blue bird <input type="checkbox"/> blue kite	<input type="checkbox"/> blue ball <input type="checkbox"/> yellow hat <input type="checkbox"/> red chair <input type="checkbox"/> red water <input type="checkbox"/> green bird <input type="checkbox"/> green kite
---	---	---	---

solve the mystery

The Case of the Missing Sunglasses

THE LIFETIME LEARNER

Who Took My Sunglasses?

Figure out who took the sunglasses by solving each clue.


 Nia	 Malik	 Yoko	 Natalia
 Diego	 Sahil	 Ainsley	 Harper

Name: _____

THE LIFETIME LEARNER


Students complete a series of clues to figure out who took the sunglasses!

HOW TO PLAY



What Happened?

Uh oh! On your vacation to the beach, your new sunglasses went missing. Now, it is up to you to complete a set of clues to figure out which kid on the beach accidentally took them. Good luck!













1. Take a list of kids on the beach and then start solving each clue.
2. Each time you solve a clue, you will get closer to discovering who took the sunglasses.
3. Cross out wrong kids each time you find out new information.

Good luck!

THE LIFETIME LEARNER

Clue #1: Descrambler

Figure out which possessive noun from the bottom goes in each sentence. Write the letter next to each umbrella on each line. When the letters are unscrambled, they will make up the clue.

 The _____ C heat warmed the sand.	 The ice cream _____ E music played down the street.	 The _____ I sail moved with the breeze.	 We packed the _____ H cooler with snacks.	 The _____ A whistle echoed across the pool.
 The _____ C walls began to crumble.	 The _____ H juice dripped down his chin.	 The _____ A sunglasses were left on the chair.	 The _____ B paws got sandy at the beach.	 The _____ R smoke drifted into the sky.

The thief is not on a









B E A C H C H A I R

dog's truck's friend's sandcastle's family's sun's watermelon's lifeguard's boat's campfire's

THE LIFETIME LEARNER

Who Took My Sunglasses?

Figure out who took the sunglasses by solving each clue.

 Nia	 Malik	 Yoko	 Natalia
 Diego	 Sahil	 Ainsley	 Harper

Name: _____

THE LIFETIME LEARNER

Each time students solve a clue, it will reveal what suspect(s) to cross out. When all clues are completed, the mystery of the missing sunglasses will be solved!

SKILL PRACTICE

Grades 2-3 Grammar Review:

- Possessive Nouns
- Prepositional Phrases
- Homographs
- Antonyms
- Irregular Past Tense
- Verbs

Clue #1: Descrambler
Figure out which possessive noun from the bottom goes in each sentence. Write the letter next to each umbrella on each line. When the letters are unscrambled, they will make up the clue.

The _____ heat warmed the sand. **C**
The ice cream _____ played down the street. **C**
The _____ walls began to crumble. **C**
The _____ juice dripped his chin. **C**

B E A C
dog's truck's friend's sand's

Clue #2: Multiple Choice
Tell which prepositional phrase makes the most sense for each blank. Circle the right answer. Then read the bottom.

We built a sandcastle.
A. on the towel.
B. inside the house.
C. near the water.
D. in the cooler.

The towels were spread.
A. in the ocean.
B. on the lifeguard.
C. above the bonfire.
D. on the warm sand.

The kids ran.
A. inside the beach bag.
B. along the shoreline.
C. in the water float.
D. beneath the surfboard.

The crab crawled.
A. under the rocks.
B. on the sandwich.
C. inside the sunglasses.
D. in the pail.

The kite flew fiercely.
A. in the basket.
B. over the towel.
C. above the waves.
D. on the chair.

The sunscreen is.
A. on the jellyfish.
B. between the flip-flops.
C. over the snack shack.
D. inside the beach bag.

Grandpa napped.
A. on the volleyball net.
B. under the umbrella.
C. inside the dunes.
D. across the boardwalk.

We ate lunch.
A. in the waves.
B. under the shovel.
C. over the palm tree.
D. at the picnic table.

Circle how many As you chose in each box below. Then, read the phrase to know what to cross out.

How many As did you circle? 1 A = does not 2 As = does 3 As = water 4 As = waves	How many Bs did you circle? 1 B = hate 2 Bs = like 3 Bs = glasses 4 Bs = feet	How many Cs did you circle? 1 C = flip flops 2 Cs = pool 3 Cs = pick 4 Cs = surf	How many Ds did you circle? 1 D = sand 2 Ds = shells 3 Ds = floats 4 Ds = boards
---	--	---	---

Clue #3: Fill in the Blank
Write the word in each box.

shade	to	pail	does	play
chair	thief	at	waves	sun
		foot	30%	not

The wind blew swiftly. **Word: surf**
I use my shovel and pail in the sand. **Word: at**
I saw a whale pop his head out! **Word: all**

Each row to figure out the clue.

All clues focus on reviewing grammar skills!

MULTIPLE VERSIONS



Print & Digital Forms

Clue #1: Descrambler
Figure out which possessive noun from the bottom goes in each sentence. Write the letter next to each umbrella on each line. When the letters are unscrambled, they will make up the clue.

Clue #2: Multiple Choice
Tell which prepositional phrase makes the most sense for each blank. Circle the right answer. Then read the bottom.

Clue #3: Fill in the Blank

3 Clue Version

Read each word below. Find the matching picture above. Then write the word in each box.

I love to swim in the sea	the	I was so hungry I ate a whole pizza!	not	The wind blew swiftly.	surf
I throw a ball to my pal.	thief	The boat sails in the water.	like	I use my shovel and pail in the sand.	at
I write a letter to my friend at camp.	does	It only cost one cent to get a popsicle.	to	I saw a whale pop his head out!	all

When you are done, read the words in order from top to bottom ↓ in each row to figure out the clue.

Clue #1: Descrambler
Figure out which possessive noun from the bottom goes in each sentence. Write the letter next to each umbrella on each line. When the letters are unscrambled, they will make up the clue.

Clue #2: Multiple Choice
Tell which prepositional phrase makes the most sense for each blank. Circle the right answer. Then read the bottom.

Clue #3: Fill in the Blank

Clue #4: Sand Pairs
Circle each pair of words that are antonyms. Cross out the synonym pairs.

Clue #5: Color the Beach
Find the past tense verb that fits each blank. Circle the right answer and color in the picture. Then read the bottom.

5 Clue Version

Choose the key below that matches how you colored the picture of the beach.

<p>The thief is a boy!</p> <ul style="list-style-type: none"> blue ball yellow hat yellow chair red water blue bird green kite 	<p>The thief is not a girl!</p> <ul style="list-style-type: none"> red ball yellow hat yellow chair red water blue bird yellow kite 	<p>The thief has now bow!</p> <ul style="list-style-type: none"> blue ball green hat yellow chair red water blue bird blue kite 	<p>The thief has no pal!</p> <ul style="list-style-type: none"> blue ball yellow hat red chair red water green bird green kite
--	---	---	--

Clue #3: Fill in the Blank

Read each word below. Find the matching picture above. Then write the word in each box.

I love to swim in the sea	the	I was so hungry I ate a whole pizza!	not	The wind blew swiftly.	surf
I throw a ball to my pal.	thief	The boat sails in the water.	like	I use my shovel and pail in the sand.	at
I write a letter to my friend at camp.	does	It only cost one cent to get a popsicle.	to	I saw a whale pop his head out!	all

When you are done, read the words in order from top to bottom ↓ in each row to figure out the clue.

Clue #3: Fill in the Blank

Read each word below. Find the matching picture above. Then write the word in each box.

I love to swim in the sea	the	I was so hungry I ate a whole pizza!	not	The wind blew swiftly.	surf
I throw a ball to my pal.	thief	The boat sails in the water.	like	I use my shovel and pail in the sand.	at
I write a letter to my friend at camp.	does	It only cost one cent to get a popsicle.	to	I saw a whale pop his head out!	all

When you are done, read the words in order from top to bottom ↓ in each row to figure out the clue.









Short & Long Options

PARTS OF SPEECH OPTION AVAILABLE



Who Took My Sunglasses?

Figure out who took the sunglasses by solving each clue.

 Nia	 Malik	 Yoko	 Natalia
 Diego	 Sahil	 Ainsley	 Harper

Name: _____

Clue #1: Descrambler

What verb is missing from each sentence? Find your answer at the bottom. Write the letter next to each cage on each line. When the letters are unscrambled, they will make up the clue.

The kids **C** a sandcastle by the shore.
The lifeguard **E** the tall chair to watch the swimmers.
The boy **I** seashells in his bucket.
The girl **H** the cold water with her toes.
The crab **H** sideways on the sand.
The family **A** under a bright umbrella to the beach.
The wind **B** the towels across the beach.
The friends **C** beach balls back and forth.
The surfer **H** a big wave.
The crab **H** sideways on the sand.
The family **A** under a bright umbrella to the beach.
The wind **B** the towels across the beach.

C E I H H A B C H C

blew climbed sat

Clue #2: Multiple Choice

Tell which adjective does NOT describe each noun. Circle the right answer. Then read the bottom.

ocean
A. salty
B. deep
C. **shiny**
D. blue

sand
A. soft
B. grainy
C. hot
D. **funny**

shell
A. small
B. **smelly**
C. shiny
D. smooth

crab
A. **hairy**
B. red
C. tiny
D. fast

beach
A. crowded
B. sunny
C. **green**
D. sandy

sun
A. bright
B. hot
C. golden
D. **pink**

boat
A. wooden
B. **soft**
C. floating
D. fast

wave
A. foamy
B. crashing
C. tall
D. **fast**

Clue #4: Missing Pronouns

Write **they**, **them**, **he**, or **his** in each box.

They are building the tallest sandcastle on the beach.
At the edge of the water, **she** swam over and read a story to **him**.
He found a shell and gave it to **her**.
We invited Malik and then to play volleyball with **them**.
She is carrying a big basket full of sand.
After lunch, **they** both went to collect seashells by the water.
Do you see those kids? **They** are splashing in the waves.
The lifeguard called out to the kids and waved to **them**.
The thief likes to play in the **sand**.

Which pronoun did you use the most? Write the word on the line.
• **They = sand** • **his = surf**
• **them = water** • **He = floats**

Clue #5: Color the Beach

Circle the type of adverb used and color in the picture. Then read the bottom.

The kids ran quickly across the hot sand.
The kids built sandcastles yesterday afternoon.
The surfers arrived early this morning.
The police searched slowly to catch a fish.
The dolphins leapt gracefully in the water.
The lifeguard checked the tower every hour.

where - red ball
when - yellow ball
how often - green ball
how - blue ball

where - red hat
when - yellow hat
how often - green hat
how - blue hat

where - red chair
when - yellow chair
how often - green chair
how - blue chair

where - red water
when - yellow water
how often - green water
how - blue water

where - red kite
when - yellow kite
how often - green kite
how - blue kite

Choose the key below that matches how you colored the picture of the beach.

The thief is a girl if:
• blue ball
• yellow hat
• yellow chair
• red water
• blue bird
• yellow kite

The thief has now hair if:
• blue ball
• green hat
• yellow chair
• red water
• blue bird
• blue kite

The thief has no pal if:
• blue ball
• yellow hat
• red chair
• red water
• green bird
• green kite


Clue #3: Beach Antonyms

Read each noun below. Find an antonym for each noun above. Then write the word in italics in each box.


darkness	like	sun	unset	like	moon	like	ball	like	run	like	the
shades	like	shovel	like	heat	like	not	like	mountains	like	surf	like
land	like	sunshine	like	daylight	like	like	like	winter	like	at	like
turtle	like	summer	like	beach	like	shell	like	cold	like	not	like
inside	like	surf	like	shell	like	cold	like	not	like	at	like
pail	like	boat	like	all	like						

Differentiate within your small groups. Same clues. Same mystery. Different focus!
There is a version of the mystery included that reviews ONLY Parts of Speech.

FAST FINISHER ACTIVITY



The Detective Agency sends
congratulations to:



Lindsay

You solved the mystery!

11/2

Date

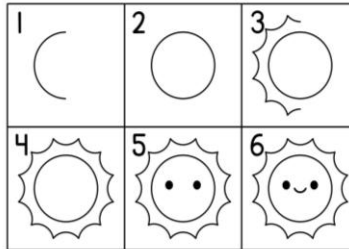
AW

Presented by:

THE LIFETIME LEARNER

LET'S DRAW...

a sun



THE LIFETIME LEARNER

LET'S DRAW...


an ice cream



THE LIFETIME LEARNER

If students finish early,
give them a
certificate of completion
and a directed drawing
to complete while others
continue working.

GRAMMAR MYSTERY BENEFITS



- No Prep
- Print and Digital Versions
- 3 & 5 Clue Options
- Fun and Engaging
- Easy to Differentiate
- Encourages Critical Thinking
- Aligns with Grammar Standards
- Perfect for Review Days
- Choice between 2 versions: Grammar Review OR Parts of Speech. You can even mix/match clues to combine the 2 skills together (clues are interchangeable)!

Clue #4: Sand Pairs

Circle each pair of words that are antonyms. Cross out the synonym pairs.

snack treat	ocean sea	tan sunbathe	shallow deep	hot warm	high low
clean dirty	breeze wind	soft hard	pail bucket	walk stroll	calm rough
hot cold	wet dry	happy joyful	float raft	look glance	light heavy

How many rhyming matches did you circle? Write the word on the line.

• 8 = sand	• 10 = surf
• 9 = water	• 11 = floats

The thief likes to play in the **sand**

THE LIFETIME LEARNER

This works well for grades 2-3 in partners, teams, or even in small groups at the teacher table!

WHY TEACHERS LOVE THESE!

Ordinary grammar worksheets can be boring and unoriginal.

You want activities that are fun and engaging, but also rigorous and meaningful to student learning.

GRAMMAR MYSTERIES ARE EXACTLY WHAT YOU'VE BEEN LOOKING FOR!

Clue #1: Descrambler
Figure out which possessive noun from the bottom goes in each sentence. Write the letter next to each umbrella on each line. When the letters are unscrambled, they will make up the clue.

Clue #2: Multiple Choice
Tell which prepositional phrase makes the most sense for each blank. Circle the right answer. Then read the bottom.

Clue #3: Fill in the Blank

Clue #4: Sand Pairs
Circle each pair of words that are antonyms. Cross out the synonym pairs.

Clue #5: Color the Beach
Find the past tense verb that fits each blank.

Circle the right answer and color in the picture. Then read the bottom.

Choose the key below that matches how you colored the picture of the beach.

The Detective Agency sends congratulations to:

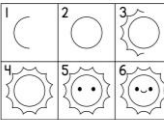



Lindsay


You solved the mystery!

11/2 Date **SW** Presented by:









LET'S DRAW...
a sun

LET'S DRAW...
an ice cream

Who Took My Sunglasses?
Figure out who took the sunglasses by solving each clue.

 Nia	 Malik	 Yoko	 Natalia
 Diego	 Sahil	 Ainsley	 Harper

Name: _____

solve the mystery



The Case of the Missing Sunglasses

WHAT MAKES READING MYSTERIES UNIQUE?

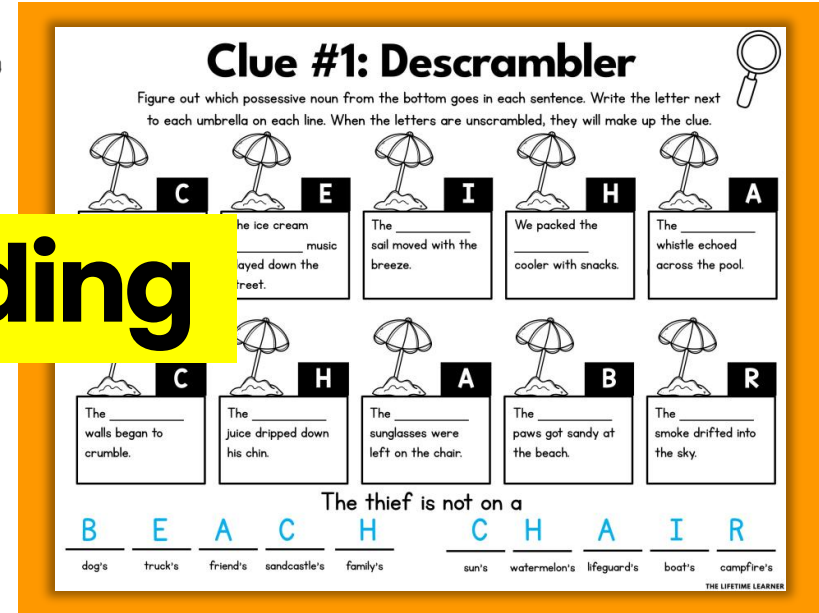
Reading Mysteries aren't just a copy of Math Mysteries!

They have brand-new clues, focus on reading skills, and even feature a different conclusion to the mystery.

The only thing that stays the same is the list of suspects students start with!

So, if you have both, students can play during math and then again during reading for double the fun.

Reading



Clue #1: Descrambler
Figure out which possessive noun from the bottom goes in each sentence. Write the letter next to each umbrella on each line. When the letters are unscrambled, they will make up the clue.

The ice cream music sal moved with the breeze. We packed the cooler with snacks. The whistle echoed across the pool.

The walls began to crumble. The juice dripped down his chin. The sunglasses were left on the chair. The paws got sandy at the beach. The smoke drifted into the sky.

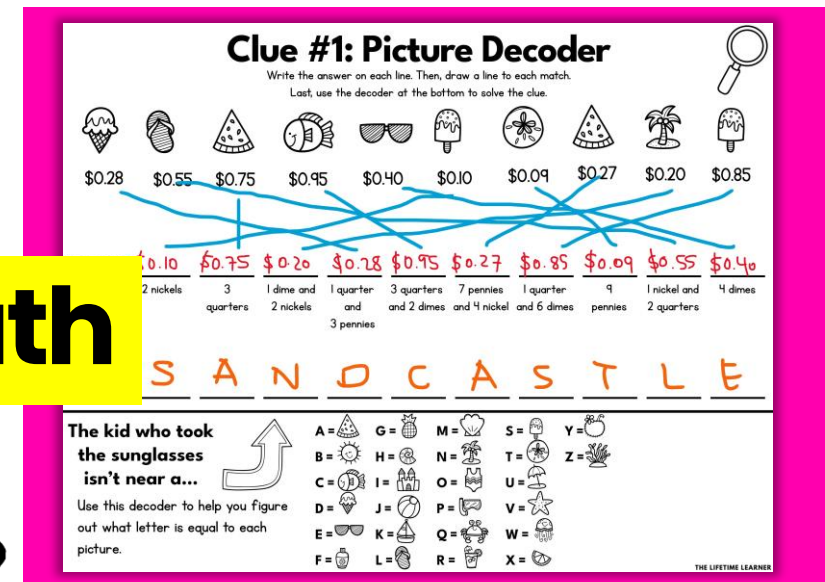
The thief is not on a

B E A C H C H A I R

dog's truck's friend's sandcastle's family's sun's watermelon's lifeguard's boat's campfire's

Example of Clue 1

Math



Clue #1: Picture Decoder
Write the answer on each line. Then, draw a line to each match. Last, use the decoder at the bottom to solve the clue.

\$0.28 \$0.55 \$0.75 \$0.95 \$0.40 \$0.10 \$0.09 \$0.27 \$0.20 \$0.85

~~\$0.10 \$0.75 \$0.20 \$0.28 \$0.95 \$0.27 \$0.85 \$0.09 \$0.55 \$0.40~~

2 nickels 3 quarters 1 dime and 2 nickels 1 quarter and 2 nickels 3 quarters and 2 dimes 7 pennies and 4 nickel 1 quarter and 6 dimes 9 pennies 1 nickel and 2 quarters 4 dimes

The kid who took the sunglasses isn't near a...

Use this decoder to help you figure out what letter is equal to each picture.

A = 🍷 G = 🍌 M = 🍷 S = 🍷 Y = 🍷
B = 🍷 H = 🍷 N = 🍷 T = 🍷 Z = 🍷
C = 🍷 I = 🍷 O = 🍷 U = 🍷
D = 🍷 J = 🍷 P = 🍷 V = 🍷
E = 🍷 K = 🍷 Q = 🍷 W = 🍷
F = 🍷 L = 🍷 R = 🍷 X = 🍷

KEEP THE FUN GOING!

GRAB A MATH MYSTERY:

Math Mysteries aren't just a copy of reading. They come with fresh clues, unique math challenges, and a new culprit, so students are solving an entirely different case!



MORE READING MYSTERIES:

Explore other grade levels to differentiate and keep every student engaged.



**BUY A BUNDLE
TO SAVE BIG!**

