

WHAT IS THIS?



Clue #1: The Theme Park
 Look at the dialogue for the Ferris Wheel and Ticket Booth. Circle the side that has quotation marks in the correct spot. If the Ferris Wheel has more circles, cross out any rides. If the Ticket Booth has more circles, cross out any clues near front.

Clue #2: Error Analysis
 Are the quotation marks in the right place? Put a check or an X. Read the hint from the place with the most correct answers.

Clue #3: Sorting Popcorn
 Identify the type of mistake made in each type of dialogue. Color the popcorn the same color as the box they belong in. Then, find the correct key at the bottom to solve the clue!

Clue #4: Word Hunt
 Color each speech bubble the correct color based on the speech tag that shows how the character is talking. Look at the box at the bottom to find your color!

Clue #5: Multiple Choice
 Decide which character would be the best match for each quote. Circle the right answer. Then read the bottom.

"This ride is too fast!" A. Park manager B. Daring girl C. Nervous grandma D. Hot dog seller	"You can hold my hand if you're scared." A. Nervous kid B. Brave boy C. Ticket seller D. Grandpa	"Who wants lemonade? Ice cold lemonade!" A. Lost kid B. Game booth worker C. Helpful friend D. Snack stand worker	"Let's go on that one next!" A. Magician B. Excited sister C. Sleepy brother D. Security guard
"This line is never-ending!" A. Janitor B. Balloon artist C. Ice cream seller D. Tired teen	"Enjoy the show, folks!" A. Clown B. Snack stand worker C. Stranger passing by D. Mom with stroller	"Step right up! Who wants to ride?" A. Cotton candy seller B. Mom C. Ride operator D. Scared child	"I want cotton candy before we leave." A. Dad B. Hungry girl C. Ride safety checker D. Park greeter

Circle how many you chose in each box below. Then, read the phrase to know what to cross out.

How many As did you circle? 1 A = close 2 As = next 3 As = far 4 As = in front	How many Bs did you circle? 1 B = the 2 Bs = of 3 Bs = to 4 Bs = from	How many Cs did you circle? 1 C = red 2 Cs = a 3 Cs = green 4 Cs = blue	How many Ds did you circle? 1 D = ship 2 Ds = flag 3 Ds = car 4 Ds = tent
--	---	---	---

solve the mystery

The Case of the Missing Cotton Candy

THE LIFETIME LEARNER

Where's the Cotton Candy?

Roller Coaster	Ball Toss	Popcorn Cart	Ticket Booth
Pirate Ship	Merry-Go-Round	Ferris Wheel	Bumper Cars

Name: _____

THE LIFETIME LEARNER

Students complete a series of clues to figure out where the cotton candy is!

HOW TO PLAY

What Happened?

Oh no! You accidentally left your cotton candy somewhere in the theme park and can't find it. Now, it's your job to search the park and find out where it is. Solve each clue to figure out the mystery. Every time you solve a clue, you will get closer to discovering where the cotton candy is! Good luck!

















1. Take a list of places and then start solving each clue.
2. Each time you solve a clue, you will get closer to discovering where the cotton candy is.
3. Cross out wrong places each time you find out new information. Good luck!



THE LIFETIME LEARNER



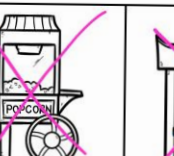


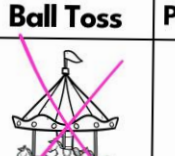
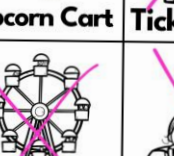

Clue #1: The Theme Park

Look at the dialogue for the Ferris Wheel and Ticket Booth. **If the Ferris Wheel has more circles, cross out any rides.**
Circle the side that has quotation marks in the correct spot. **If the Ticket Booth has more circles, cross out any places near food!**

	"Wait for me!" said Olivia."	"Wait for me!" said Olivia.			Jose laughed, "That spin made me dizzy."	Jose laughed, "That spin made me dizzy."	
	"This ride is so fast," replied Harper.	This ride is so "fast," replied Harper.			"I'm never riding that again," said Caleb.	"I'm never riding that again," said Caleb.	
	"Silas said, "Let's go again."	Silas said, "Let's go again."			Can we get popcorn after?" asked Stella.	"Can we get popcorn after?" asked Stella.	
	"I dropped my hat!" cried Johnny.	"I dropped my hat!" cried Johnny.			Noah shouted, "This is the best day ever."	Noah shouted, "This is the best day ever."	

THE LIFETIME LEARNER

Where's the Cotton Candy?

 Roller Coaster	 Ball Toss	 Popcorn Cart	 Ticket Booth
 Pirate Ship	 Merry-Go-Round	 Ferris Wheel	 Bumper Cars

Name: _____

THE LIFETIME LEARNER

Each time students solve a clue, it will reveal what place(s) to cross out. When all clues are completed, the mystery of the cotton candy will be solved!

SKILL PRACTICE

Quotation Marks In Dialogue:

- Matching Dialogue to Character
- Identifying Different Aspects of Dialogue
- Error Analysis With Quotation Marks
- Identify Quotation Marks in the Wrong Spot
- Identify When To Use Quotation Marks In Dialogue
- Identify What Is Happening In Dialogue

Clue #1: The Theme Park

Look at the dialogue for the Ferris Wheel and Ticket Booth. Circle the side that has quotation marks in the correct spot.



"Wait for me!" said Olivia.



This ride is so fast," replied Harper.



Silas said, "Let's go again."



"I dropped my hat!" cried Johnny.

If the Ferris Wheel has more circles, cross out any rides.
If the Ticket Booth has more circles, cross out any places near food.

Jose laughed,

Jose laughed,

Clue #2: Error Analysis

Are the quotation marks in the right place? Put a check or an X.
Read the hint from the place with the most correct answers.

It is not by a game.




"I love roller coasters," said Riley.

"I want to ride the bumper cars," said Robert.

"Let's play the ring toss," said Emma.

It is close to a ride.



"That loop was awesome!" shouted Eddie.

"Let's go again," said Mariah.

"This line is so long," complained Holly.

It is not up high in the sky.



"This ride makes me dizzy!" said Ava.

"Hold on tight!" yelled Jessica.

"I'm not going on that," Owen declared.

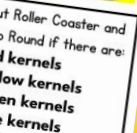


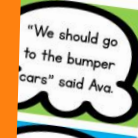
Clue #3: Sorting Popcorn

Identify the type of mistake made in each type of dialogue. Write the same color as the box they belong in. Then, find the correct key at the bottom to solve the clue!

Wrong words are capitalized

Punctuation

Speaker (who is talking) is missing



• 3 red kernels

• 2 yellow kernels

• 3 green kernels

• 2 blue kernels

All clues focus on reviewing dialogue!

MULTIPLE VERSIONS

Print & Digital Forms

Clue #1: The Theme Park

Look at the dialogue for the Ferris Wheel and Ticket Booth. If the Ferris Wheel has more circles, cross out any rides. Circle the side that has quotation marks in the correct spot. If the Ticket Booth has more circles, cross out any places near food.

Clue #2: Error Analysis

Are the quotation marks in the right place? Put a check or an X.

Clue #3: Sorting Popcorn

Identify the type of mistake made in each type of dialogue. Color the popcorn the same color as the box they belong in. Then, find the correct key at the bottom to solve the clue!

Clue #4: Word Hunt

Color each speech bubble the correct color based on the speech tag that shows how the character is talking. Look at the box at the bottom to find your color!

Clue #5: Multiple Choice

Decide which character would be the best match for each quote. Circle the right answer. Then read the bottom.

A. Park manager
B. Daring girl
C. Nervous grandpa
D. Hot dog seller

"This ride is too fast!"
"You can hold my hand if you're scared."
"Who wants lemonade? Ice cold lemonade!"
"Let's go on that one next!"

A. Janitor
B. Balloon artist
C. Ice cream seller
D. Tired teen

"I want cotton candy before we leave."
"I want cotton candy before we leave."
"I want cotton candy before we leave."
"I want cotton candy before we leave."

Circle how many you chose in each box below. Then, read the phrase to know what to cross out.

How many As did you circle? 1 A = class 2 As = next 3 As = far 4 As = in front	How many Bs did you circle? 1 B = the 2 Bs = of 3 Bs = to 4 Bs = from	How many Cs did you circle? 1 C = red 2 Cs = e 3 Cs = green 4 Cs = blue	How many Ds did you circle? 1 D = ship 2 Ds = flag 3 Ds = car 4 Ds = tent
--	---	---	---

Clue #1: The Theme Park

Look at the dialogue for the Ferris Wheel and Ticket Booth. If the Ferris Wheel has more circles, cross out any rides. Circle the side that has quotation marks in the correct spot. If the Ticket Booth has more circles, cross out any places near food.

Clue #2: Error Analysis

Are the quotation marks in the right place? Put a check or an X.

Clue #3: Sorting Popcorn

Identify the type of mistake made in each type of dialogue. Color the popcorn the same color as the box they belong in. Then, find the correct key at the bottom to solve the clue!

Quotation marks in wrong place
Wrong words are capitalized
Punctuation is missing
Speaker (who is talking) is missing

"Let's ride the roller coaster!" said Alex.
"Let's try the water ride next," said Maxine.
"The fireworks start in ten minutes!"
"We should go to the bumper cars," said Ava.
"The fireworks start in ten minutes!"

Cross out Ferris Wheel and Merry Go Round if there are:
• 2 red kernels
• 3 yellow kernels
• 2 green kernels
• 3 blue kernels

Cross out the Bumper Cars and Pirate Ship if there are:
• 2 red kernels
• 2 yellow kernels
• 3 green kernels
• 3 blue kernels

Cross out the Pirate Ship and Ferris Wheel if there are:
• 3 red kernels
• 3 yellow kernels
• 2 yellow kernels
• 3 green kernels
• 2 blue kernels

Cross out Roller Coaster and Merry Go Round if there are:
• 2 red kernels
• 2 yellow kernels
• 3 green kernels
• 2 blue kernels

3 Clue Version

5 Clue Version

Short & Long Options

Clue #3: Sorting Popcorn

Identify the type of mistake made in each type of dialogue. Color the popcorn the same color as the box they belong in. Then, find the correct key at the bottom to solve the clue!

Quotation marks in wrong place
Wrong words are capitalized
Punctuation is missing
Speaker (who is talking) is missing

"Let's ride the roller coaster!" said Alex.
"Let's try the water ride next," said Maxine.
"The fireworks start in ten minutes!"
"We should go to the bumper cars," said Ava.
"The fireworks start in ten minutes!"

Cross out Ferris Wheel and Merry Go Round if there are:
• 2 red kernels
• 3 yellow kernels
• 2 green kernels
• 3 blue kernels

Cross out the Bumper Cars and Pirate Ship if there are:
• 2 red kernels
• 2 yellow kernels
• 3 green kernels
• 3 blue kernels

Cross out the Pirate Ship and Ferris Wheel if there are:
• 3 red kernels
• 3 yellow kernels
• 2 yellow kernels
• 3 green kernels
• 2 blue kernels

Clue #3: Sorting Popcorn

Identify the type of mistake made in each type of dialogue. Color the popcorn the same color as the box they belong in. Then, find the correct key at the bottom to solve the clue!

Quotation marks in wrong place
Wrong words are capitalized
Punctuation is missing
Speaker (who is talking) is missing

"Let's ride the roller coaster!" said Alex.
"Let's try the water ride next," said Maxine.
"The fireworks start in ten minutes!"
"We should go to the bumper cars," said Ava.
"The fireworks start in ten minutes!"

Cross out Ferris Wheel and Merry Go Round if there are:
• 2 red kernels
• 3 yellow kernels
• 2 green kernels
• 3 blue kernels


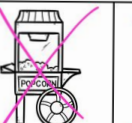


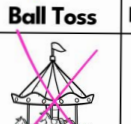
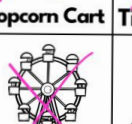

Cross out the Bumper Cars and Pirate Ship if there are:
• 2 red kernels
• 2 yellow kernels
• 3 green kernels
• 3 blue kernels

Cross out the Pirate Ship and Ferris Wheel if there are:
• 3 red kernels
• 3 yellow kernels
• 2 yellow kernels
• 3 green kernels
• 2 blue kernels

Cross out Roller Coaster and Merry Go Round if there are:
• 2 red kernels
• 2 yellow kernels
• 3 green kernels
• 2 blue kernels

PARTS OF SPEECH OPTION AVAILABLE

Where's the Cotton Candy?

 Roller Coaster	 Ball Toss	 Popcorn Cart	 Ticket Booth
 Pirate Ship	 Merry-Go-Round	 Ferris Wheel	 Bumper Cars

Clue #1: The Theme Park

Clue #2: The Missing Map

Clue #3: Sorting Popcorn

Clue #4: Word Hunt

Clue #5: Multiple Choice

Differentiate within your small groups. Same clues. Same mystery. Different focus!

There is a version of the mystery included that reviews ONLY Parts of Speech.

FAST FINISHER ACTIVITY



The Detective Agency sends congratulations to:



Lindsay


You solved the mystery!

11/2 **Date** *AW* **Presented by:**

THE LIFETIME LEARNER

LET'S DRAW...
a carnival tent

1	2	3
4	5	6



THE LIFETIME LEARNER

LET'S DRAW...
popcorn

1	2	3
4	5	6



THE LIFETIME LEARNER

If students finish early, give them a certificate of completion and a directed drawing to complete while others continue working.

GRAMMAR MYSTERY BENEFITS

- No Prep
- Print and Digital Versions
- 3 & 5 Clue Options
- Fun and Engaging
- Easy to Differentiate
- Encourages Critical Thinking
- Aligns with Grammar Standards
- Perfect for Review Days
- Choice between 2 versions: Quotation Marks OR Parts of Speech. You can even mix/match clues to combine the 2 skills together (clues are interchangeable)!

Clue #4: Word Hunt

Color each speech bubble the correct color based on the speech tag that shows how the character is talking. Look at the box at the bottom to find your colors!

Color each speech tag to show how each person is talking
What color do you see the most? Circle it. Write the = word on the line.
•RED: They whispered. = bumps •GREEN: They yelled. = cars
•BLUE: They laughed. = drops •YELLOW: They asked. = pals

It is on a ride you go on with
pals

THE LIFETIME LEARNER

This works well for grades 2-3 in partners, teams, or even in small groups at the teacher table!

WHY TEACHERS LOVE THESE!

Ordinary grammar worksheets can be boring and unoriginal.

You want activities that are fun and engaging, but also rigorous and meaningful to student learning.

GRAMMAR MYSTERIES ARE EXACTLY WHAT YOU'VE BEEN LOOKING FOR!

Clue #1: The Theme Park
Look at the dialogue for the Ferris Wheel and Ticket Booth. If the Ferris Wheel has more circles, cross out any sides. Circle the side that has quotation marks in the correct spot. If the Ticket Booth has more circles, cross out any places near food.

Clue #2: Error Analysis
Are the quotation marks in the right place? Put a check or an X. Read the hint from the place with the most correct answers.
It is not by a the is else It is not up

Clue #3: Sorting Popcorn
Identify the type of mistake made in each type of dialogue. Color the popcorn the same color as the box they belong in. Then, find the correct key at the bottom to solve the clue!

Clue #4: Word Hunt
Color each speech bubble the correct color based on the speech tag that shows how the character is talking. Look at the box at the bottom to find your colors!

Clue #5: Multiple Choice
Decide which character would be the best match for each quote. Circle the right answer. Then read the bottom.

 "This ride is too fast!" A. Park manager B. Daring girl C. Nervous grandma D. Hot dog seller	 "You can hold my hand if you're scared." A. Nervous kid B. Brave boy C. Ticket seller D. Grandma	 "Who wants lemonade? Ice cold lemonade!" A. Lost kid B. Game booth worker C. Helpful friend D. Snack stand worker	 "Let's go on that one next!" A. Magician B. Excited sister C. Sleepy brother D. Security guard
 "This line is never-ending!" A. Janitor B. Balloon artist C. Ice cream seller D. Tired teen	 "Enjoy the show, folks!" A. Clown B. Snack stand worker C. Stranger passing by D. Mom with stroller	 "Step right up! Who wants to ride?" A. Cotton candy seller B. Mom C. Ride operator D. Scared child	 "I want cotton candy before we leave." A. Dad B. Hungry girl C. Ride safety checker D. Park greeter

Circle how many you chose in each box below. Then, read the phrase to know what to cross out.

How many As did you circle? 1 A = close 2 As = next 3 As = far 4 As = in front	How many Bs did you circle? 1 B = the 2 Bs = of 3 Bs = to 4 Bs = from	How many Cs did you circle? 1 C = red 2 Cs = a 3 Cs = green 4 Cs = blue	How many Ds did you circle? 1 D = ship 2 Ds = flag 3 Ds = car 4 Ds = tent
--	---	---	---

The Detective Agency sends congratulations to:

Lindsay

You solved the mystery!

11/2 Date **AW** Presented by:

LET'S DRAW...
a carnival tent

LET'S DRAW...
popcorn

Where's the Cotton Candy?

 Roller Coaster	 Ball Toss	 Popcorn Cart	 Ticket Booth
 Pirate Ship	 Merry-Go-Round	 Ferris Wheel	 Bumper Cars

Name: _____

solve the mystery

The Case of the Missing Cotton Candy

WHAT MAKES READING MYSTERIES UNIQUE?

Reading Mysteries aren't just a copy of Math Mysteries!

They have brand-new clues, focus on reading skills, and even feature a different conclusion to the mystery.

















The only thing that stays the same is the list of suspects students start with!

So, if you have both, students can play during math and then again during reading for double the fun.

Reading

Clue #1: The Theme Park

Look at the dialogue for the Ferris Wheel and Ticket Booth. Circle the side that has quotation marks in the correct spot. If the Ferris Wheel has more circles, cross out any rides. If the Ticket Booth has more circles, cross out any places near food.










 "Wait for me!" said Olivia.	"Wait for me!" said Olivia.		 Jose laughed, "That spin made me dizzy."	Jose laughed, "That spin made me dizzy."	
 This ride is so "fast," replied Harper.			"I'm never riding that again," said Caleb.	"I'm never riding that again," said Caleb.	
 "Silas said, "Let's go again."	Silas said, "Let's go again."		 Can we get popcorn after?" asked Stella.	"Can we get popcorn after?" asked Stella.	
 "I dropped my hat!" cried Johnny.	"I dropped my hat!" cried Johnny.		 "Noah shouted, This is the best day ever."	Noah shouted, "This is the best day ever."	

Example of Clue 1

Math

Clue #1: Picture Decoder

Write the answer on each line. Then, draw a line to each match. Last, use the decoder at the bottom to solve the clue.























								
15	9	18	12	4	8	11	19	17

Answers: $12 = 10+2$, $11 = 5+6$, $4 = 3+1$, $15 = 7+8$, $17 = 3+14$, $18 = 9+9$, $19 = 2+17$, $9 = 4+5$, $8 = 6+2$

Answers: N O A N I M A L S

The cotton candy is somewhere with:

Use this decoder to help you figure out what letter is equal to each picture.

A = 	G = 	M = 	S = 	Y = 
B = 	H = 	N = 	T = 	Z = 
C = 	I = 	O = 	U = 	
D = 	J = 	P = 	V = 	
E = 	K = 	Q = 	W = 	
F =	L =	R =	X =	

KEEP THE FUN GOING!

GRAB A MATH MYSTERY:

Math Mysteries aren't just a copy of reading. They come with fresh clues, unique math challenges, and a new culprit, so students are solving an entirely different case!



MORE READING MYSTERIES:

Explore other grade levels to differentiate and keep every student engaged.



**BUY A BUNDLE
TO SAVE BIG!**

