


WHAT IS THIS?



Clue #1: Fill in the Blank

calmer^{up} warmest^{er} thickest^{er} stronger^{er} fancier^{er} prouder^{er}

Clue #2: Word Hunt

Clue #3: Winter Animals

Which animal has the correct sentence written in proper form? Circle it.

If the bunny has more correct, cross out the top row.
If the bird has more correct, cross out the bottom row.

The children built a snowman. The children built a snowman. The penguin danced on the snow. The penguin danced on the snow.

Clue #4: Error Analysis

There are 2 words in each sentence that need a capital letter. Were the correct words chosen? Put a check or an X next to each. Read the hint from the snowman with the most correct answers. Cross one snowman out.

The snowman has a good hat. The snowman has a good hat. The snowman has a good hat.

Clue #5: Read It Like a Book

Circle the boxes in where the picture matches the sentence. Cross out the boxes that are not true. Read the words at the top of each box you colored from left to right like a book to solve the clue.

	no		the		arm		snowman
	Please make your snowflake craft.		I dislike staying inside during snow days.		I will accept my gift after dinner.		We laughed at the dog's silliness in the snow.
	has		stick		We misplaced our keys in the snow.		We felt thankful for our family.
	scarf		round		big		head

We reheated the hot cocoa in the microwave. The snowstorm brought darkness early. We will preheat the oven for cookies. The chair was seatless once it broke.

Write the phrase on the line. Cross the wrong snowman off your list.

the snowman has a round head

solve the mystery

THE LIFETIME LEARNER

The Case of the Winter Snowman

Which Snowman is Mine?



As you solve each clue, cross out the wrong answers. The snowman left at the end is the one I built!

Snowman #1	Snowman #2	Snowman #3	Snowman #4
Snowman #5	Snowman #6	Snowman #7	Snowman #8

Name: _____

Students complete a series of clues to figure out which is the mystery snowman!

HOW TO PLAY



What Happened?

Lots of kids who live in the neighborhood built a snowman for everyone to see. Can you figure out which one I built? Solve the clues to figure out the mystery and reveal which snowman belongs to me!

1. Take a snowman list and then start solving each clue.
2. Each time you solve a clue, you will get closer to discovering which snowman is mine.
3. Cross out wrong snowmen each time you find out new information. Good luck!



THE LIFETIME LEARNER

Clue #1: Fill in the Blank

calmer ^{up}	warmest ^{more}	thickest ^{thick}	stronger ^{less}	fancier ^{six}	prouder ^{four}
longest ^{more}	sickest ^{hat}	heavier ^{five}	fluffiest ^{down}	steepest ^{snowman}	sweeter ^{arms}
smoother ^{more}	wiser ^{leg}	hungrier ^{scarf}	colder [!]	easiest ^{one}	bigger ^{the}

Read each word below. Find the matching picture above. Then write the word in each box.

Word:	Word:	Word:
The huge snowman is <u>the</u> than me.	That scarf is <u>made</u> of all.	The wind feels <u>two</u> today.
This hill is the <u>snowman</u> one.	These mittens are the <u>does</u> .	She wore the <u>stick</u> jacket.
Today is <u>I</u> than yesterday.	My sled is <u>have</u> than yours.	This cocoa is <u>arms</u> than mine.

When you are done, read the words in order from top to bottom ↓ in each row to figure out the clue.

THE LIFETIME LEARNER

Which Snowman is Mine?

As you solve each clue, cross out the wrong answers. The snowman left at the end is the one I built!

Snowman #1	Snowman #2	Snowman #3	Snowman #4
Snowman #5	Snowman #6	Snowman #7	Snowman #8

Name: _____

THE LIFETIME LEARNER

Each time students solve a clue, it will reveal what snowman to cross out.

When all clues are completed, the mystery of the winter snowman will be solved!

SKILL PRACTICE

Clue #1: Fill in the Blank

calmer ^{up}	warmest ^{does}	thickest ^{stick}	stronger ^{top}	fancier ^{six}	prouder ^{four}
longest ^{reads}	sickest ^{hat}				
smoother ^{have}	wiser ^{leg}				

Read each word below. Find the word in the grid.

Word: _____

The huge snowman is _____ than me. **the**

This hill is the _____ one. **snowman**

Today is _____ than yesterday. **I**

When you are done, read the words.

Clue #2: Word Hunt

Cross out the following compound words:

<input type="checkbox"/> staircase	<input type="checkbox"/> pillowcase
<input type="checkbox"/> snowman	<input type="checkbox"/> teapot
<input type="checkbox"/> bookshelf	<input type="checkbox"/> nighttime
<input type="checkbox"/> pancake	<input type="checkbox"/> snowball
<input type="checkbox"/> notebook	<input type="checkbox"/> sweatshirt

The snowman is not made up of all **triangles**.

What picture is left? Draw it on the line.

Clue #3: Winter Animals

Circle the correct sentence form? Circle it.

If the bunny has more correct, cross out the top row.
If the bird has more correct, cross out the bottom row.

The children built a snowman.

The penguin slipped on the ice, but it got back up.

Liam wore his scarf to stay warm in the cold.


That snow globe has a crack in them on the bottom.

The reindeer pulled the sleigh with its strong legs.

- Grades 2-3 Grammar Review
- Comparative Adjectives (ER & EST)
- Compound Words
- Pronoun and Antecedent Agreement
- Capitalization Rules
- Prefixes & Suffixes

All clues focus on reviewing grammar skills!

MULTIPLE VERSIONS



Print & Digital Forms

Clue #1: Fill in the Blank

Clue #2: Word Hunt

Clue #3: Winter Animals

Which animal has the correct sentence written in proper form? Circle it.

If the bunny has more correct, cross out the top row.
If the bird has more correct, cross out the bottom row.

The children built a snowman, and they gave it a carrot nose.	The children built a snowman, and he gave it a carrot nose.	The penguin slipped on the ice, but they got back up.	The penguin slipped on the ice, but it got back up.
The snowmen wore hats, and they looked cheerful.	The snowmen wore hats, and it looked cheerful.	Liam wore their scarf to stay warm in the cold.	Liam wore his scarf to stay warm in the cold.
Carol put on her mittens before going outside.	Carol put on their mittens before going outside.	That snow globe has a crack in it on the bottom.	That snow globe has a crack in them on the bottom.
The kids brought his sleds to the hill.	The kids brought their sleds to the hill.	The reindeer pulled the sleigh with their strong legs.	The reindeer pulled the sleigh with its strong legs.

3 Clue Version

Clue #1: Fill in the Blank

Clue #2: Word Hunt

Clue #3: Winter Animals

Which animal has the correct sentence written in proper form? Circle it.

If the bunny has more correct, cross out the top row.
If the bird has more correct, cross out the bottom row.

Clue #4: Error Analysis

There are 2 words in each sentence that need a capital letter. Were the correct words chosen? Put a check or an X next to each.

Clue #5: Read It Like a Book

Circle the boxes in where the picture matches the sentence. Cross out the boxes that are not true. Read the text from the newspaper at the top of each page. Cross out the words that are not true.

Please read your snowflakes.	I dislike staying inside during snow.	I will unwrap my snowflakes.	We laughed at the dog's silliness in the snow.
The snowman looked just like you.	We fell thankful for our family.	We released the hot cocoa in the microwaves.	The chair was useless once it broke.

Write the phrase on the line. Cross the wrong snowman off your list.

the snowman has a round head

5 Clue Version

Clue #3: Winter Animals

Which animal has the correct sentence written in proper form? Circle it.

If the bunny has more correct, cross out the top row.
If the bird has more correct, cross out the bottom row.

The children built a snowman, and they gave it a carrot nose.	The children built a snowman, and he gave it a carrot nose.	The penguin slipped on the ice, but they got back up.	The penguin slipped on the ice, but it got back up.
The snowmen wore hats, and they looked cheerful.	The snowmen wore hats, and it looked cheerful.	Liam wore their scarf to stay warm in the cold.	Liam wore his scarf to stay warm in the cold.
Carol put on her mittens before going outside.	Carol put on their mittens before going outside.	That snow globe has a crack in it on the bottom.	That snow globe has a crack in them on the bottom.
The kids brought his sleds to the hill.	The kids brought their sleds to the hill.	The reindeer pulled the sleigh with their strong legs.	The reindeer pulled the sleigh with its strong legs.

Clue #3: Winter Animals


Which animal has the correct sentence written in proper form? Circle it.

If the bunny has more correct, cross out the top row.
If the bird has more correct, cross out the bottom row.

The children built a snowman, and they gave it a carrot nose.	The children built a snowman, and he gave it a carrot nose.	The penguin slipped on the ice, but they got back up.	The penguin slipped on the ice, but it got back up.
The snowmen wore hats, and they looked cheerful.	The snowmen wore hats, and it looked cheerful.	Liam wore their scarf to stay warm in the cold.	Liam wore his scarf to stay warm in the cold.
Carol put on her mittens before going outside.	Carol put on their mittens before going outside.	That snow globe has a crack in it on the bottom.	That snow globe has a crack in them on the bottom.
The kids brought his sleds to the hill.	The kids brought their sleds to the hill.	The reindeer pulled the sleigh with their strong legs.	The reindeer pulled the sleigh with its strong legs.

Short & Long Options



PARTS OF SPEECH OPTION AVAILABLE




Differentiate within your small groups. Same clues. Same mystery. Different focus!

There is a version of the mystery included that reviews ONLY Parts of Speech.

FAST FINISHER ACTIVITY



The Detective Agency sends congratulations to:



Lindsay

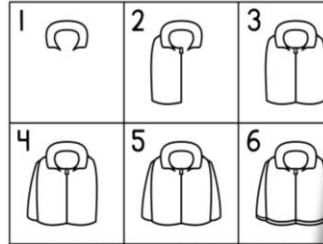
You solved the mystery!

11/2
Date

AW
Presented by:

LET'S DRAW...


a jacket



THE LIFETIME LEARNER

LET'S DRAW...



a penguin




THE LIFETIME LEARNER

If students finish early, give them a certificate of completion and a directed drawing to complete while others continue working.




GRAMMAR MYSTERY BENEFITS



- No Prep
- Print and Digital Versions
- 3 & 5 Clue Options
- Fun and Engaging
- Easy to Differentiate
- Encourages Critical Thinking
- Aligns with Grammar Standards
- Perfect for Review Days
- Choice between 2 versions: Grammar Review OR Parts of Speech. You can even mix/match clues to combine the 2 skills together (clues are interchangeable)!

Clue #4: Error Analysis 

There are 2 words in each sentence that need a capital letter. Were the correct words chosen? Put a check or an X next to each. Read the hint from the snowman with the most correct answers. Cross one snowman out.

<p>The snowman has a <u>scarf</u>.</p> 	<p>The snowman is <u>short</u>.</p> 	<p>The snowman is <u>tall</u>.</p> 
<p><input checked="" type="checkbox"/> My pal emma built a Snowman in her front yard.</p> <p><input checked="" type="checkbox"/> we went Ice skating in Iceland.</p> <p><input checked="" type="checkbox"/> Mr. Brown gave us cookies after recess.</p>	<p><input checked="" type="checkbox"/> Ella and Noah made snow angels together.</p> <p><input checked="" type="checkbox"/> i built A snowman on Monday.</p> <p><input checked="" type="checkbox"/> My friend Alex threw a snowball at me.</p>	<p><input checked="" type="checkbox"/> January is the coldest month where I live.</p> <p><input checked="" type="checkbox"/> My mom made soup when it snowed on Thursday.</p> <p><input checked="" type="checkbox"/> Main Street was beautiful during the snowstorm.</p>

THE LIFETIME LEARNER

This works well for grades 2-3 in partners, teams, or even in small groups at the teacher table!

WHY TEACHERS LOVE THESE!

Ordinary grammar worksheets can be boring and unoriginal.

You want activities that are fun and engaging, but also rigorous and meaningful to student learning.

GRAMMAR MYSTERIES ARE EXACTLY WHAT YOU'VE BEEN LOOKING FOR!

Clue #1: Fill in the Blank

Clue #2: Word Hunt

Clue #3: Winter Animals













Which animal has the correct sentence written in proper form? Circle it.

Clue #4: Error Analysis

There are 2 words in each sentence that need a capital letter. Were the correct words chosen? Put a check or an X next to each. Read the hint from the snowman with the most correct answers. Cross one snowman out.

Clue #5: Read It Like a Book

Circle the boxes in where the picture matches the sentence. Cross out the boxes that are not true. Read the words at the top of each box you colored from left to right like a book to solve the clue.

 Please read your snowflake craft.	 I dislike staying inside during snow days.	 I will unwrap my gift after dinner.	 We laughed at the dog's silliness in the snow.
 The snowman looked joyful in the yard.	 She wore an oversized coat in the snow.	 We misplaced our keys in the snow.	 We felt thankful for our family.
 We reheated the hot cocoa in the microwave.	 The snowstorm brought darkness early.	 We will preheat the oven for cookies.	 The chair was useless once it broke.

Write the phrase on the line. Cross the wrong snowman off your list.

the snowman has a round head

The Detective Agency sends congratulations to:



Lindsay


You solved the mystery!

11/2 Date **AW** Presented by:

LET'S DRAW...
a jacket











LET'S DRAW...
a penguin




Which Snowman is Mine?

As you solve each clue, cross out the wrong answers. The snowman left at the end is the one I built!

			
Snowman #1	Snowman #2	Snowman #3	Snowman #4
			
Snowman #5	Snowman #6	Snowman #7	Snowman #8

Name: _____

solve the mystery



The Case of the Winter Snowman

WHAT MAKES READING MYSTERIES UNIQUE?

Reading Mysteries aren't just a copy of Math Mysteries!

They have brand-new clues, focus on reading skills, and even feature a different conclusion to the mystery.

The only thing that stays the same is the list of suspects students start with!

So, if you have both, students can play during math and then again during reading for double the fun.

Reading

Clue #1: Fill in the Blank

Find the matching picture above. Then write the word in each box.

calmer	warmest	thickest	stronger	fancier	prouder
longest	sickest	heavier	fluffiest	steepest	sweeter
r	r	hungrier	colder	easiest	bigger

Word: the

That scarf is the of all.

The wind feels today.

This hill is the one.

These mittens are the .

She wore the jacket.

Today is than yesterday.

My sled is than yours.

This cocoa is than mine.

When you are done, read the words in order from top to bottom in each row to figure out the clue.

Example of Clue 1

Math

Clue #1: Descrambler

Solve each question. When the letters are unscrambled, they will make up the clue.

$5+6$ 11	L	$4+2$ 6	R	$3+7$ 10	E
$7+1$ 8	C	$5+3$ 8	I	$10+4$ 14	C

Place the correct letter on top of each matching answer.

My snowman's body has at least one:

C I R C L E

14 8 16 7 11 10

KEEP THE FUN GOING!

GRAB A MATH MYSTERY:

Math Mysteries aren't just a copy of reading. They come with fresh clues, unique math challenges, and a new culprit, so students are solving an entirely different case!



MORE READING MYSTERIES:

Explore other grade levels to differentiate and keep every student engaged.



**BUY A BUNDLE
TO SAVE BIG!**

