

# WHAT IS THIS?

**Clue #1: Error Analysis**  
Is each match correct? Put a check or an X next to each contraction.  
Read the hint from the kid with the least correct answers.

**Clue #2: Picture Decoder**  
Find each contraction's match. Then, draw a line to each one. Last, use the decoder at the bottom to solve the clue.

**Clue #3: Color the Zoo**  
Fill in the blank with the correct contraction. Color in each. Then, read the bottom.

**Clue #4: Contraction Hunt**  
Read the bottom.

**Clue #5: Find It!**  
Circle the boxes that have the contraction written correctly.  
Read the words you circled from left to right like a book to solve the clue.

**solve the mystery**  
**The Case of the Missing Zoo Animal**

**What Animal Escaped?**  
Solve the clues to figure out what animal is missing at the zoo.

<input checked="" type="checkbox"/> I live in the Mountain Zone at the zoo. <b>Panda</b>	<input checked="" type="checkbox"/> I live in the Forest Zone at the zoo. <b>Peacock</b>	<input checked="" type="checkbox"/> I live in Forest Zone at the zoo. <b>Snake</b>	<input checked="" type="checkbox"/> I live in Water Zone at the zoo. <b>Seal</b>
<input checked="" type="checkbox"/> I live in the Arctic Zone at the zoo. <b>Penguin</b>	<input checked="" type="checkbox"/> I live in Water Zone at the zoo. <b>Flamingo</b>	<input checked="" type="checkbox"/> I live in the Arctic Zone at the zoo. <b>Polar Bear</b>	<input checked="" type="checkbox"/> I live in the African Zone at the zoo. <b>Hippo</b>

Name: \_\_\_\_\_

Students complete a series of clues to figure out what animal escaped the zoo!

# HOW TO PLAY

## What Happened?

An animal has escaped from the zoo! You need to know what animal it is so the animal can be located. Help figure out which animal is missing by solving the clues.

1. Take a list of animals and then start solving each clue.
2. Each time you solve a clue, you will get closer to discovering what animal is missing.
3. Cross out wrong animals each time you find out new information. Good luck!



THE LIFETIME LEARNER

## Clue #1: Error Analysis

Is each match correct? Put a check or an X next to each contraction. Read the hint from the kid with the least correct answers.

The animal is not from the Forest Zone.



I am ☒ I'm

They ☒ They'll  
have

I will ☒ I'd

It is ☒ It's

The animal is not from the Arctic Zone.



we will ☒ We'd

was had ☒ Wasn't

where is ☒ Where's

who is ☒ Who's

The animal is not from the African Zone.



she will ☒ She'll

could not ☒ Couldn't



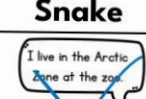
you had ☒ You've

are not ☒ Aren't

THE LIFETIME LEARNER

## What Animal Escaped?

Solve the clues to figure out what animal is missing at the zoo.

<div>I live in the Mountain Zone at the zoo.</div>  <b>Panda</b>	<div>I live in the Forest Zone at the zoo.</div>  <b>Peacock</b>	<div>I live in Forest Zone at the zoo.</div>  <b>Snake</b>	<div>I live in Water Zone at the zoo.</div>  <b>Seal</b>
<div>I live in the Arctic Zone at the zoo.</div>  <b>Penguin</b>	<div>I live in Water Zone at the zoo.</div>  <b>Flamingo</b>	<div>I live in the Arctic Zone at the zoo.</div>  <b>Polar Bear</b>	<div>I live in the African Zone at the zoo.</div>  <b>Hippo</b>

Name: \_\_\_\_\_

THE LIFETIME LEARNER

Each time students solve a clue, it will reveal what animal(s) to cross out. When all clues are completed, the mystery of the zoo animal will be solved!



# SKILL PRACTICE

## Contractions Review:

- Identify Contractions
- Match Base to Contractions
- Contractions in Sentences
- Fill In The Blank
- Contraction Speech Bubbles

**Clue #1: Error Analysis**

Is each match correct? Put a check or an X next to each contraction.  
Read the hint from the kid with the least correct answers.

The animal is not from the Forest Zone.

I am ☒ I'm  
They have ☒ They'll  
I will ☒ I'd  
It is ☒ It's

**Clue #2: Picture Decoder**

Find each contraction's match. Then, draw a line to each one. Last, use the decoder at the bottom to solve the clue.

I am where is can not you have was not

I can't wait to see a zebra! You've been to the zoo a lot! Where's the monkey hiding? The tiger wasn't in his cage. I'm going to see the elephants.

Letters: A T A I L

The animal does not have

Use this decoder to help you figure out what letter is equal to each picture.

A = G = M = S = Y =   
B = H = N = T = Z =   
C = I = O = U =   
D = J = P = V =   
E = K = Q = W =   
F = L = R = X =

**Clue #3: Color the Zoo**

the blank with the correct contraction. Color in each. Then, read the bottom.

They've brought fresh bamboo for the

Who's feeding the lions

I'll take an hour to

You'd love to see the baby giraffe.

We've counted ten monkeys in the tree.

for your next hint!

• 2 red  
• 3 blue  
• 1 green  
• 10 yellow

The animal does not have spots.

**All clues focus on reviewing contractions!**

# MULTIPLE VERSIONS

Print & Digital Forms

3 Clue  
Version

5 Clue  
Version

Short & Long Options

## Clue #1: Error Analysis

Is each match correct? Put a check or an X next to each contraction.

## Clue #1: Error Analysis

Is each match correct? Put a check or an X next to each contraction.

## Clue #2: Picture Decoder

Find each contraction's match. Then, draw a line to each one. Last, use the decoder at the bottom to solve the clue.

## Clue #2: Picture Decoder

Find each contraction's match. Then, draw a line to each one. Last, use the decoder at the bottom to solve the clue.

## Clue #3: Color the Zoo

Fill in the blank with the correct contraction. Color in each. Then, read the bottom.

## Clue #3: Color the Zoo

Fill in the blank with the correct contraction. Color in each. Then, read the bottom.

## Clue #4: Contraction Hunt

Read the bottom.

## Clue #5: Find It!

Circle the boxes that have the contraction written correctly.  
Read the words you circled from left to right like a book to solve the clue.

## Clue #3: Color the Zoo

Fill in the blank with the correct contraction. Color in each. Then, read the bottom.

## Clue #3: Color the Zoo

Fill in the blank with the correct contraction. Color in each. Then, read the bottom.



# PARTS OF SPEECH OPTION AVAILABLE

The worksheets are:


- What Animal Escaped?** (Red border): A grid of animal illustrations with clues. Clues include "I live in the Mountain Zone at the zoo" (Panda), "I live in the Forest Zone at the zoo" (Peacock), "I live in the Forest Zone at the zoo" (Snake), "I live in the Water Zone at the zoo" (Seal), "I live in the Arctic Zone at the zoo" (Penguin), "I live in the Water Zone at the zoo" (Flamingo), "I live in the Arctic Zone at the zoo" (Polar Bear), and "I live in the African Zone at the zoo" (Hippo). The correct answer is the Panda.
- Clue #1: Error Analysis** (Yellow border): A worksheet where students read sentences and identify errors. Clues include "The animal is not from the Forest Zone", "The animal is not from the Arctic Zone", and "The animal is from the African Zone".
- Clue #2: Picture Decoder** (Green border): A worksheet where students match adjectives to pictures. Adjectives include pink, hot, loud, giant, and tall. The correct answer is the Panda.
- Clue #3: Color the Zoo** (Red border): A worksheet where students color the zoo and then read the bottom. Clues include "The zookeeper spoke to the baby panda", "The monkey swung across the vines", "The tiger roared at the visitors", "The sloth sat in the tree", "The penguin waddled to the water", and "The zookeeper feeds the giraffes".
- Clue #4: Word Hunt** (Orange border): A worksheet where students find words in a picture. Clues include "The animal has five letters" and "What picture is left? Draw what it's holding on the line".
- Clue #5: Find It!** (Blue border): A worksheet where students circle the boxes that show correct prepositional phrases. Clues include "The beaver went into the tree", "The koala is hidden among the birds", "The owl flies off the branch", "The eagle flew above the friend", "The elephant sits by the river", "The frog is away from the lily pad", "The dolphin swims through the hoop", "The goat walked across the bridge", "The bear sits on top of the tree", and "The koala is among his friends".

Differentiate within your small groups. Same clues. Same mystery. Different focus!

There is a version of the mystery included that reviews ONLY Parts of Speech.

# FAST FINISHER ACTIVITY

The Detective Agency sends  
congratulations to:



Lindsay

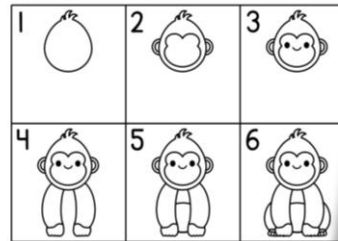
You solved the mystery!

11/2  
Date

AW  
Presented by:

LET'S DRAW...


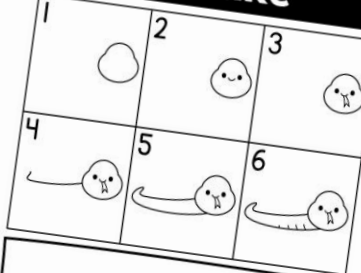
a gorilla



THE LIFETIME LEARNER

LET'S DRAW...

a snake




THE LIFETIME LEARNER

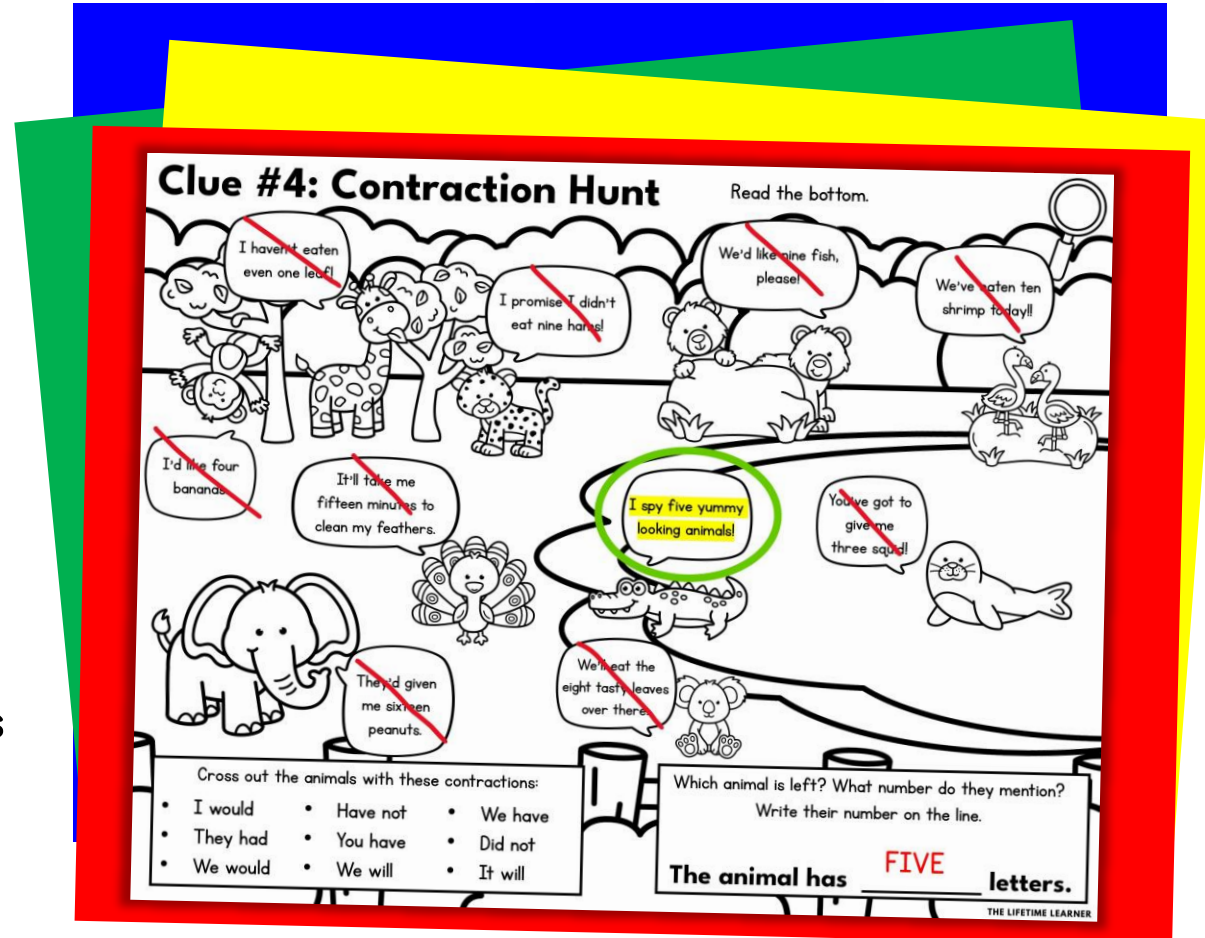
If students finish early,  
give them a  
certificate of completion  
and a directed drawing  
to complete while others  
continue working.



# GRAMMAR MYSTERY BENEFITS



- No Prep
- Print and Digital Versions
- 3 & 5 Clue Options
- Fun and Engaging
- Easy to Differentiate
- Encourages Critical Thinking
- Aligns with Grammar Standards
- Perfect for Review Days
- Choice between 2 versions: Contractions OR Parts of Speech. You can even mix/match clues to combine the 2 skills together (clues are interchangeable)!



This works well for grades 2-3 in partners, teams, or even in small groups at the teacher table!

# WHY TEACHERS LOVE THESE!

Ordinary grammar worksheets can be boring and unoriginal.

You want activities that are fun and engaging, but also rigorous and meaningful to student learning.

**GRAMMAR MYSTERIES ARE EXACTLY WHAT YOU'VE BEEN LOOKING FOR!**

**Clue #1: Error Analysis**  
Is each match correct? Put a check or an X next to each contraction.  
Read the hint from the kid with the least correct answers.

**Clue #2: Picture Decoder**  
Find each contraction's match. Then, draw a line to each one. Last, use the decoder at the bottom to solve the clue.

**Clue #3: Color the Zoo**  
Fill in the blank with the correct contraction. Color in each. Then, read the bottom.

**Clue #4: Contraction Hunt**  
Read the bottom.

**Clue #5: Find It!**  
Circle the boxes that have the contraction written correctly.  
Read the words you circled from left to right like a book to solve the clue.

<del>no</del> You'd feed the penguins later today.	<del>the</del> We're going to see the giraffes next.	<del>big</del> She's taking pictures of the baby elephants.	<del>animal</del> I'm holding my map so we don't get lost.
<del>pet</del> He's never been to the zoo in her whole life.	<del>paw</del> I'm see the flamingos one more time.	<del>is</del> They're opening the reptile house soon.	<del>trunk</del> It's get crowded near the lion cage.
<del>black</del> You're standing too close to the gate.	<del>and</del> It's fun to watch the monkeys swing.	<del>gray</del> He's buy tickets for the train ride at the zoo.	<del>white</del> He's looking for the panda exhibit.

Write the phrase on the line. Cross the wrong animal off your list.  
**the animal is black and white**

**The Detective Agency sends congratulations to:**




 **Lindsay**  
You solved the mystery!

**11/2** **AW**  
Date Presented by:

LET'S DRAW...  
**a gorilla**


LET'S DRAW...  
**a snake**

**What Animal Escaped?**  
Solve the clues to figure out what animal is missing at the zoo.

<del>I live in the Mountain Zone at the zoo.</del>  <b>Panda</b>	<del>I live in the Forest Zone at the zoo.</del>  <b>Peacock</b>	<del>I live in Forest Zone at the zoo.</del>  <b>Snake</b>	<del>I live in Water Zone at the zoo.</del>  <b>Seal</b>
<del>I live in the Arctic Zone at the zoo.</del>  <b>Penguin</b>	<del>I live in Water Zone at the zoo.</del>  <b>Flamingo</b>	<del>I live in the Arctic Zone at the zoo.</del>  <b>Polar Bear</b>	<del>I live in the African Zone at the zoo.</del>  <b>Hippo</b>

Name:

**solve the mystery**



**The Case of the Missing Zoo Animal**



# WHAT MAKES READING MYSTERIES UNIQUE?

Reading Mysteries aren't just a copy of Math Mysteries!

They have brand-new clues, focus on reading skills, and even feature a different conclusion to the mystery.

The only thing that stays the same is the list of suspects students start with!

So, if you have both, students can play during math and then again during reading for double the fun.




Reading

Example of Clue 1

Math

**Clue #1: Error Analysis**










Is each match correct? Put a check or an X next to each contraction.  
Read the hint from the kid with the least correct answers.

The animal is not from the Arctic Zone.	The animal is not from the Arctic Zone.	The animal is not from the African Zone.
		
I am <input checked="" type="checkbox"/> I'm	we will <input checked="" type="checkbox"/> We'd	she will <input checked="" type="checkbox"/> She'll
They have <input checked="" type="checkbox"/> They'll	was had <input checked="" type="checkbox"/> Wasn't	could not <input checked="" type="checkbox"/> Couldn't
I will <input checked="" type="checkbox"/> I'd	where is <input checked="" type="checkbox"/> Where's	you had <input checked="" type="checkbox"/> You've
It is <input checked="" type="checkbox"/> It's	who is <input checked="" type="checkbox"/> Who's	are not <input checked="" type="checkbox"/> Aren't

THE LIFETIME LEARNER

**Clue #1: Right or Wrong?**

What shape is in each box? Color the thumb in to show if you agree.

 rectangle	 hexagon	 square
 octagon	 triangle	 pentagon
 oval	 trapezoid	 circle

In each box, color a thumbs up or a thumbs down to show if the answer is correct.

How many answers were correct?

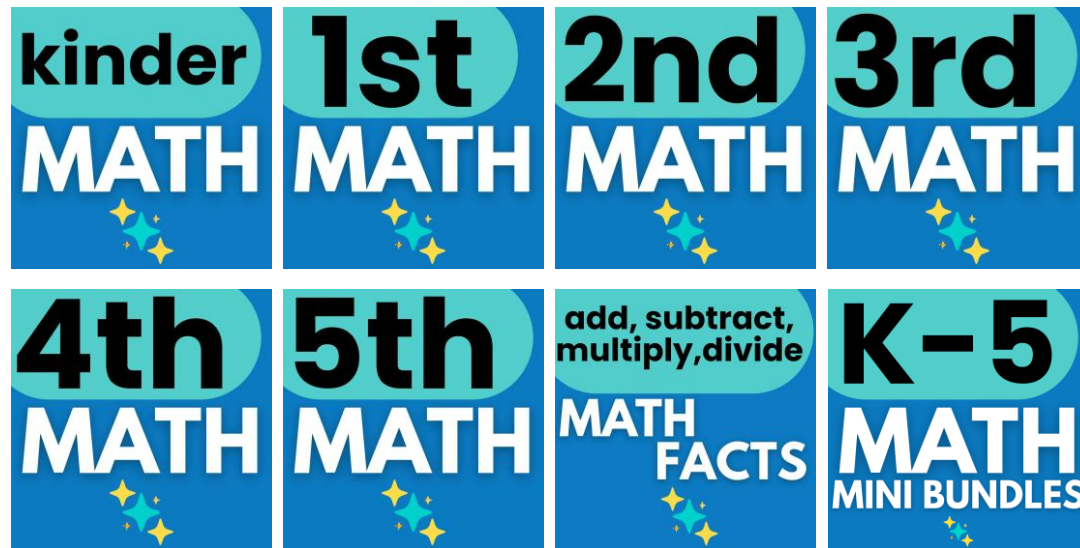
1 Correct = Cross out the panda. 2 Correct = Cross out the peacock. 3 Correct = Cross out the snake. 4 Correct = Cross out the seal.	5 Correct = Cross out the polar bear. 6 Correct = Cross out the flamingo. 7 Correct = Cross out the penguin. 8 Correct = Cross out the hippo.
---	--

THE LIFETIME LEARNER

# KEEP THE FUN GOING!

## GRAB A MATH MYSTERY:

Math Mysteries aren't just a copy of reading. They come with fresh clues, unique math challenges, and a new culprit, so students are solving an entirely different case!



## MORE READING MYSTERIES:

Explore other grade levels to differentiate and keep every student engaged.



**BUY A BUNDLE  
TO SAVE BIG!**

