

WHAT IS THIS?

Clue #1: Multiple Choice
Circle the right answer for each fill in the blank. Then read the bottom.

I fill up my ☐ A ☐ B ☐ C ☐ D
We have a ☐ A ☐ B ☐ C ☐ D
I wear a ☐ A ☐ B ☐ C ☐ D

Clue #2: Read It Like a Book
Circle the boxes that rhyme.
Read the words at the top of each box you colored from left to right like the clue.

food does stem not

Clue #3: Error Analysis
Does the sentence match the picture? Put a check or an X next to each answer.
Read the hint from the animal with the most correct answers.

Clue #4: Word Hunt
Fill in the missing letters for each word. Choose from the options at the bottom.

le_dge

Clue #5: Fill in the Blank

stem	the	six	fruit	vine	nine
leaf	above	a	round	two	four
the	on	food	ten	grows	ground

Read each word below. Find the matching picture above. Then write the word in each box.

Words:	Words:	Words:
darker <input type="text"/> the	flower <input type="text"/> above	farmer <input type="text"/> on
barn <input type="text"/> food	butter <input type="text"/> the	warmer <input type="text"/> a
thunder <input type="text"/> grows	garden <input type="text"/> ground	orchard <input type="text"/> vine

When you are done, read the words in order from top to bottom ↓ in each row to figure out the clue.

What Was Eaten?
Figure out what food was eaten out of the garden by solving each clue.

purple in color Onion	green in color Broccoli	green in color Lettuce	red in color Radish
yellow in color Corn	green in color Peas	red in color Tomato	yellow in color Pepper

Name: _____

Students complete a series of clues to figure out what food was stolen from the garden!

HOW TO PLAY



What Happened?

Every day, a deer comes to eat the food in your garden. You want to discover out which type of food the deer likes best so you can stop the deer from coming back. Solve the clues to figure out which food the deer keeps eating from your garden.

1. Take a list of food and start solving each clue.
2. Each time you solve a clue, you will get closer to discovering which food was eaten.
3. Cross out wrong foods each time you find out new information. Good luck!



THE LIFETIME LEARNER

Clue #1: Multiple Choice

Circle the right answer for each fill in the blank. Then read the bottom.

I fill up my with fruit. 	A hops in the garden. 	We have a under a tree. 	I wear a in the spring. 	A plays in the grass.
A. spider B. basket C. jacket D. button	A. rabbit B. kitten C. tiny D. tulip	A. local B. jacket C. picnic D. tiny	A. button B. jacket C. local D. kitten	A. tulip B. spider C. rabbit D. kitten
I lost a in the park. 	A grows on the fence. 	I see a bug on the leaf. 	A spins a web. 	We visit the farm.
A. button B. basket C. picnic D. tiny	A. kitten B. tulip C. local D. rabbit	A. spider B. rabbit C. basket D. tiny	A. spider B. local C. kitten D. tulip	A. tiny B. spider C. local D. button

Circle how many you chose in each box below. Then, read the phrase to know what to cross out.

How many As did you
circle?
1 A = comes
2 As = does
3 As = **does not**
4 As = grows

How many Bs did you
circle?
1 B = red
2 Bs = green
3 Bs = **look**
4 Bs = yellow

How many Cs did you
circle?
1 C = pod
2 Cs = **like**
3 Cs = round
4 Cs = purple

How many Ds did you
circle?
1 D = small
2 Ds = **tree**
3 Ds = leaf
4 Ds = stem

THE LIFETIME LEARNER

What Was Eaten?

Figure out what food was eaten out of the garden by solving each clue.

purple in color Onion	green in color Broccoli	green in color Lettuce	red in color Radish
yellow in color Corn	green in color Peas	red in color Tomato	yellow in color Pepper

Name: _____

THE LIFETIME LEARNER


Each time students solve a clue, it will reveal what vegetables to cross out. When all clues are completed, the mystery of the garden thief will be solved!


SKILL PRACTICE


Spring Phonics Review:


- Open & Closed Syllable Words
- Silent Letters
- Consonant LE
- Digraphs
- R Controlled Syllables


Clue #1: Multiple Choice
Circle the right answer for each fill in the blank. Then read the bottom.


I fill up my  with fruit.
A. spider
B. basket
C. jacket
D. button

I lost a  in the park.
A. button
B. basket
C. picnic
D. tiny

A  hops in the garden.
A. rabbit
B. kitten
C. tiny
D. tulip









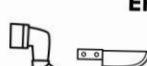



We have a  under a tree.
A. tulip

I wear a  in the spring.
A. tulip

A  plays in the grass.
A. tulip

Circle how many As you chose in each clue.
How many As did you circle?
1 A = comes
2 As = does
3 As = does not
4 As = grows


Clue #2: Read It Like a Book
Circle the boxes that rhyme.
Read the words at the top of each box you colored from left to right like a book to solve the clue.


food  crumb and thumb	does  wrist and list	stem  write and wrong	not  knew and chew
corn  wrap and snip	start  knock and block	end  bomb and lamb	with  gnat and splat
ER  knee and knife	P  knot and spot	L  wrench and wreck	SH  sign and gnaw


Write the phrase on the line. Cross the wrong foods off your list.
food does not start with P

Clue #3: Error Analysis
Once match the picture? Put a check or an X next to each answer.
Use the hint from the animal with the most correct answers.

The food does not end in O.

I dangle a carrot on a stick.  ☒

We play in the drizzle and get wet.  ☒

I wiggle my toes in the sun.  ☒

All clues focus on reviewing 2nd grade phonics skills!

MULTIPLE VERSIONS



Print & Digital Forms

Clue #1: Multiple Choice
Circle the right answer for each fill in the blank. Then read the bottom.

I fill up my ☐ A. B. C. D. We have a ☐ A. B. C. D. I wear a ☐ A. B. C. D. A ☐ A. B. C. D. plays in the grass.

Clue #2: Read It Like a Book
Circle the boxes that rhyme.
Read the words at the top of each box you colored from left to right like a book to solve the clue.

Clue #3: Error Analysis
Does the sentence match the picture? Put a check or an X next to each answer.
Read the hint from the animal with the most correct answers.

3 Clue Version

Food does end in O.
A ☒ A. B. C. D. plays in the grass.

I lost a ☒ A. B. C. D. in the park.
A ☒ A. B. C. D. grows on the fence.

I see a ☒ A. B. C. D. bug on the leaf.
A ☒ A. B. C. D. spins a web.
We visit the ☒ A. B. C. D. farm.

How many As did you circle?
1 A = comes
2 As = does
3 As = does not
4 As = grows

How many Bs did you circle?
1 B = red
2 Bs = green
3 Bs = look
4 Bs = yellow

How many Cs did you circle?
1 C = pod
2 Cs = like
3 Cs = round
4 Cs = purple

How many Ds did you circle?
1 D = small
2 Ds = tree
3 Ds = leaf
4 Ds = stem

Clue #1: Multiple Choice
Circle the right answer for each fill in the blank. Then read the bottom.

I fill up my ☐ A. B. C. D. We have a ☐ A. B. C. D. I wear a ☐ A. B. C. D. A ☐ A. B. C. D. plays in the grass.

Clue #2: Read It Like a Book
Circle the boxes that rhyme.
Read the words at the top of each box you colored from left to right like a book to solve the clue.

Clue #3: Error Analysis
Does the sentence match the picture? Put a check or an X next to each answer.
Read the hint from the animal with the most correct answers.

Clue #4: Word Hunt
Fill in the missing letters for each word. Choose from the options at the bottom.

Clue #5: Fill in the Blank
Read the words in order from top to bottom in each row to figure out the clue.

When you are done, read the words in order from top to bottom in each row to figure out the clue.

Clue #1: Multiple Choice
Circle the right answer for each fill in the blank. Then read the bottom.

I fill up my ☐ A. B. C. D. with fruit.
A ☐ A. B. C. D. hops in the garden.
We have a ☐ A. B. C. D. under a tree.
I wear a ☐ A. B. C. D. in the spring.
A ☐ A. B. C. D. plays in the grass.

I lost a ☐ A. B. C. D. in the park.
A ☐ A. B. C. D. grows on the fence.
I see a ☐ A. B. C. D. bug on the leaf.
A ☐ A. B. C. D. spins a web.
We visit the ☐ A. B. C. D. farm.

How many As did you circle?
1 A = comes
2 As = does
3 As = does not
4 As = grows

How many Bs did you circle?
1 B = red
2 Bs = green
3 Bs = look
4 Bs = yellow

How many Cs did you circle?
1 C = pod
2 Cs = like
3 Cs = round
4 Cs = purple

Clue #1: Multiple Choice
Circle the right answer for each fill in the blank. Then read the bottom.

I fill up my ☐ A. B. C. D. with fruit.
A ☐ A. B. C. D. hops in the garden.
We have a ☐ A. B. C. D. under a tree.
I wear a ☐ A. B. C. D. in the spring.
A ☐ A. B. C. D. plays in the grass.

I lost a ☐ A. B. C. D. in the park.
A ☐ A. B. C. D. grows on the fence.
I see a ☐ A. B. C. D. bug on the leaf.
A ☐ A. B. C. D. spins a web.
We visit the ☐ A. B. C. D. farm.

How many As did you circle?
1 A = comes
2 As = does
3 As = does not
4 As = grows

How many Bs did you circle?
1 B = red
2 Bs = green
3 Bs = look
4 Bs = yellow

How many Cs did you circle?
1 C = pod
2 Cs = like
3 Cs = round
4 Cs = purple

How many Ds did you circle?
1 D = small
2 Ds = tree
3 Ds = leaf
4 Ds = stem

Short & Long Options

CVC OPTION AVAILABLE




Differentiate within your small groups. Same clues. Same mystery. Different focus!

There is a version of the mystery included that reviews CVC Words (Short A, E, I, O, U).

FAST FINISHER ACTIVITY



The Detective Agency sends
congratulations to:



Lindsay


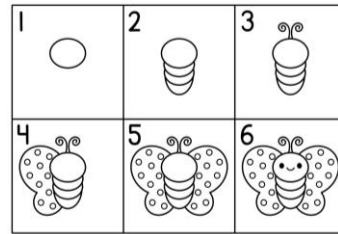
You solved the mystery!

11/2
Date

AW
Presented by:

LET'S DRAW...


a butterfly



THE LIFETIME LEARNER

LET'S DRAW...

a sunflower



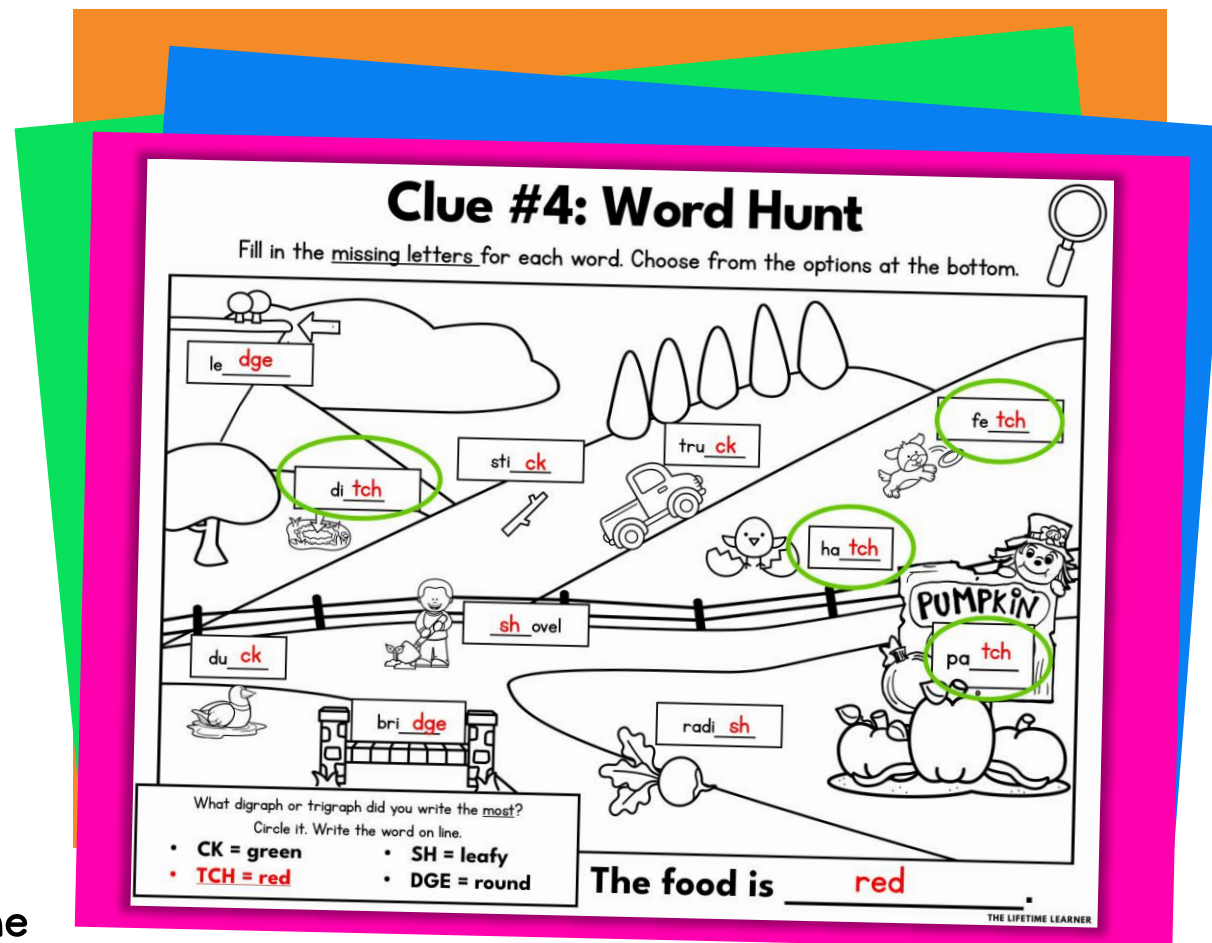
THE LIFETIME LEARNER

If students finish early,
give them a
certificate of completion
and a directed drawing
to complete while others
continue working.

PHONICS MYSTERY BENEFITS



- No Prep
- Print and Digital Versions
- 3 & 5 Clue Options
- Fun and Engaging
- Easy to Differentiate
- Encourages Critical Thinking
- Aligns with Phonics Standards
- Perfect for Review Days
- Choice between 2 versions: Phonics Mystery OR CVC Words Mystery.
- You can even mix/match clues to combine the 2 skills together.



Ideas for Use:

- Use as a mini lesson during whole group time
- During small groups
- In partners
- In table groups
- For fast finishers

WHY TEACHERS LOVE THESE!

Ordinary phonics worksheets can be boring and unoriginal.

You want activities that are fun and engaging, but also rigorous and meaningful to student learning.

PHONICS MYSTERIES ARE EXACTLY WHAT YOU'VE BEEN LOOKING FOR!

Clue #1: Multiple Choice

Circle the right answer for each fill in the blank. Then read the bottom.

I fill up my A

We have a B

I wear a C

Clue #2: Read It Like a Book

Circle the boxes that rhyme.

Read the words at the top of each box you colored from left to right like a book to solve the clue.

food

does

stem

not

Clue #3: Error Analysis

Does the sentence match the picture? Put a check or an X next to each answer. Read the hint from the animal with the most correct answers.

Clue #4: Word Hunt

Fill in the missing letters for each word. Choose from the options at the bottom.

Clue #5: Fill in the Blank

Read each word below. Find the matching picture above. Then write the word in each box.

Word:	Word:	Word:
darker the	flower above	farmer on
barn food	butter the	warmer a
thunder grows	garden ground	orchard vine

When you are done, read the words in order from top to bottom ↓ in each row to figure out the clue.

The Detective Agency sends congratulations to:



Lindsay

You solved the mystery!









11/2 SW

Date Presented by:

© 2000 LITTLE LEAGUES

What Was Eaten?

Figure out what food was eaten out of the garden by solving each clue.


<p><i>purple in color</i></p>  <p>Onion</p>	<p><i>green in color</i></p>  <p>Broccoli</p>	<p><i>green in color</i></p>  <p>Lettuce</p>	<p><i>red in color</i></p>  <p>Radish</p>
<p><i>yellow in color</i></p>  <p>Corn</p>	<p><i>green in color</i></p>  <p>Peas</p>	<p><i>red in color</i></p>  <p>Tomato</p>	<p><i>yellow in color</i></p>  <p>Pepper</p>

Name: _____

100 LIFETIME LEARNERS

LET'S DRAW...

a butterfly







1 	2 	3 
4 	5 	6 




THE LIVING LEARNER

LET'S DRAW...


a sunflower

1 	2 	3 
4 	5 	6 



www.milkandhoney.co.uk

solve the mystery



THE LIFETIME LEARNER

The Case of the Garden Thief

WHAT MAKES READING MYSTERIES UNIQUE?

Reading Mysteries aren't just a copy of Math Mysteries!

They have brand-new clues, focus on reading skills, and even feature a different conclusion to the mystery.


The only thing that stays the same is the list of suspects students start with!


So, if you have both, students can play during math and then again during reading for double the fun.


Reading


Clue #1: Multiple Choice


Circle the right answer for each fill in the blank. Then read the bottom.


I fill up my  with fruit.
A. spider
B. basket


A  hops in the garden.
A. rabbit
B. kitten
C. tiny
D. tulip


We have a  under a tree.
A. local
B. jacket
C. picnic
D. tiny


I wear a  in the spring.
A. button
B. jacket
C. local
D. kitten

A  plays in the grass.
A. tulip
B. spider
C. rabbit
D. kitten

A  grows on the fence.
A. kitten
B. tulip
C. local
D. rabbit

I see a  on the leaf.
A. spider
B. rabbit
C. basket
D. tiny

A  spins a web.
A. spider
B. local
C. kitten
D. tulip

We visit the  farm.
A. tiny
B. spider
C. local
D. button

Circle how many you chose in each box below. Then, read the phrase to know what to cross out.













How many As did you circle? 1 A = comes 2 As = does 3 As = does not 4 As = grows	How many Bs did you circle? 1 B = red 2 Bs = green 3 Bs = look 4 Bs = yellow	How many Cs did you circle? 1 C = pod 2 Cs = like 3 Cs = round 4 Cs = purple	How many Ds did you circle? 1 D = small 2 Ds = tree 3 Ds = leaf 4 Ds = stem
---	---	---	--

Example of Clue 1

Math

Clue #1: Sorting Water Cans

Figure out the answer on each water can. Color the water cans the same color as the soil they belong with. Then, find the correct key at the bottom to solve the clue!

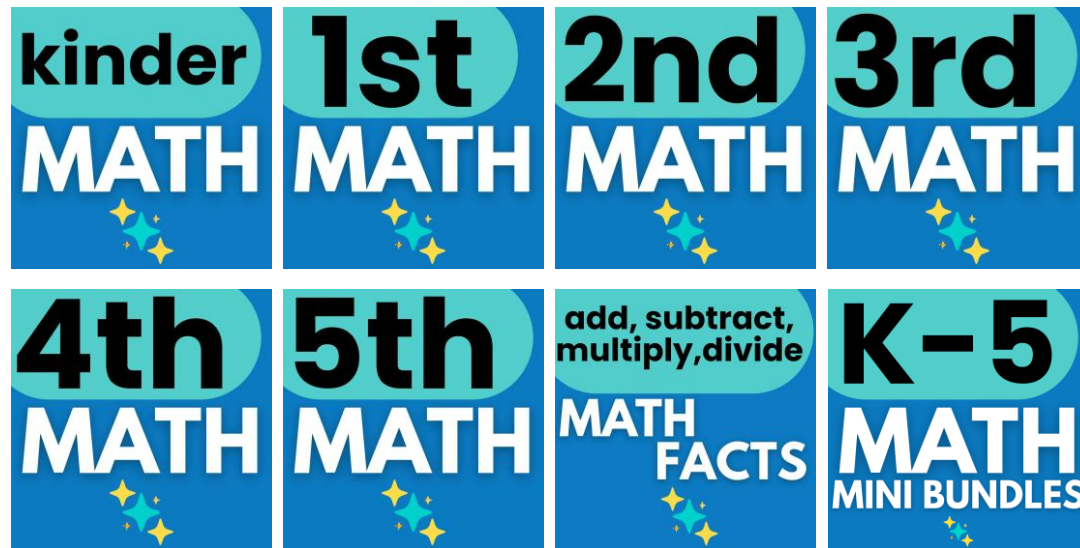
 238 pink	 283 purple	 328 green	 382 blue
 238 30+8+200	 238 Three hundred twenty-eight	 283 Two hundred eighty-three	 582 80+2+300
 238 Three hundred twenty-eight	 283 3+200+80	 582 Three hundred eighty-two	 238 Three hundred eighty-two

Cross out the radish if there are: • 2 pink water cans • 3 purple water cans • 2 green water cans • 3 blue water cans	Cross out the tomato if there are: • 2 pink water cans • 2 purple water cans • 3 green water cans • 3 blue water cans	Cross out the peas if there are: • 3 pink water cans • 3 purple water cans • 2 green water cans • 2 blue water cans	Cross out the broccoli if there are: • 3 pink water cans • 2 purple water cans • 3 green water cans • 2 blue water cans
---	---	---	---

KEEP THE FUN GOING!

GRAB A MATH MYSTERY:

Math Mysteries aren't just a copy of reading. They come with fresh clues, unique math challenges, and a new culprit, so students are solving an entirely different case!



MORE READING MYSTERIES:

Explore other grade levels to differentiate and keep every student engaged.



**BUY A BUNDLE
TO SAVE BIG!**

