

# WHAT IS THIS?

**Clue #1: Multiple Choice**  
Tell what sound each picture shows. Circle the right answer. Then read the bottom.









**Clue #2: Read It Like a Book**  
Circle the boxes that end in -ot.  
Read the words at the top of each box you colored from left to right like a book to solve the clue.

**Clue #3: Error Analysis**  
Do the words rhyme? Put a check or an X next to each answer.

**Clue #4: Word Hunt**  
Fill in the beginning letter for each word.

**Clue #5: Fill in the Blank**  
Read each word below. Find the matching picture above. Then write the word in each box.

**What Was Eaten?**  
Figure out what food was eaten out of the garden by solving each clue.

purple in color	green in color	green in color	red in color
			
Onion	Broccoli	Lettuce	Radish
yellow in color	green in color	red in color	yellow in color
			
Corn	Peas	Tomato	Pepper

Name: \_\_\_\_\_

When you are done, read the words in order from top to bottom in each row to figure out the clue.

Students complete a series of clues to figure out what food was stolen from the garden!



# HOW TO PLAY



## What Happened?

Every day, a deer comes to eat the food in your garden. You want to discover out which type of food the deer likes best so you can stop the deer from coming back. Solve the clues to figure out which food the deer keeps eating from your garden.

1. Take a list of food and start solving each clue.
2. Each time you solve a clue, you will get closer to discovering which food was eaten.
3. Cross out wrong foods each time you find out new information. Good luck!



THE LIFETIME LEARNER

## Clue #1: Multiple Choice

Tell what sound each picture shows. Circle the right answer. Then read the bottom.

 A. jet B. vet C. pet D. met	 A. lap B. lip C. lab D. log	 A. bat B. bob C. bib D. beg	 A. dig B. den C. dug D. dot	 A. tan B. tip C. top D. tap
 A. ham B. him C. hip D. hat	 A. bin B. beg C. bag D. bat	 A. ram B. rat C. ran D. rot	 A. mix B. man C. map D. mom	 A. hip B. hit C. hop D. hat

Circle how many you chose in each box below. Then, read the phrase to know what to cross out.

How many As did you circle?  
1 A = comes  
2 As = does  
3 As = does not  
4 As = grows

How many Bs did you circle?  
1 B = red  
2 Bs = green  
3 Bs = look  
4 Bs = yellow

How many Cs did you circle?  
1 C = pod  
2 Cs = like  
3 Cs = round  
4 Cs = purple

How many Ds did you circle?  
1 D = small  
2 Ds = tree  
3 Ds = leaf  
4 Ds = stem

THE LIFETIME LEARNER

## What Was Eaten?

Figure out what food was eaten out of the garden by solving each clue.

 purple in color <b>Onion</b>	 green in color <b>Broccoli</b>	 green in color <b>Lettuce</b>	 red in color <b>Radish</b>
 yellow in color <b>Corn</b>	 green in color <b>Peas</b>	 red in color <b>Tomato</b>	 yellow in color <b>Pepper</b>

Name: \_\_\_\_\_

THE LIFETIME LEARNER

Each time students solve a clue, it will reveal what vegetables to cross out. When all clues are completed, the mystery of the garden thief will be solved!

# SKILL PRACTICE

## CVC Word Review!

- Short A
- Short E
- Short I
- Short O
- Short U
- Rhyming Words / Word Families
- Onset and Rime
- Blending Sounds

**Clue #1: Multiple Choice**  
Tell what sound each picture shows. Circle the right answer. Then read the bottom.

A. jet  
B. vet  
C. pet  
D. met

A. lap  
B. lip  
C. lab  
D. log

A. ham  
B. him  
C. hip  
D. hat












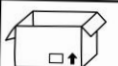
A. bin  
B. beg  
C. bag  
D. bat

Circle how many you chose in each clue.

How many As did you circle?  
1 A = comes  
2 As = does  
3 As = does not  
4 As = grows

How many Bs did you circle?  
1 B = comes  
2 Bs = does  
3 Bs = does not  
4 Bs = grows

**Clue #2: Read It Like a Book**  
Circle the boxes that end in -ot.  
Read the words at the top of each box you colored from left to right like a book to solve the clue.

 h <u>ot</u>	 d <u>ot</u>	 r <u>am</u>	 n <u>ot</u>
 l <u>og</u>	 r <u>ot</u>	 z <u>ap</u>	 p <u>ot</u>
 c <u>ap</u>	 g <u>ot</u>	 c <u>an</u>	 b <u>ox</u>

Write the phrase on the line. Cross the wrong foods off your list.

FOOD DOES NOT START WITH P

**Clue #3: Error Analysis**  
Do words rhyme? Put a check or an X next to each answer.  
Use the hint from the animal with the most correct answers.

The food does not end in O.

☒ met and net  
☒ can and tan  
☒ map and tag

**All clues focus on reviewing CVC words!**



# MULTIPLE VERSIONS



## Print & Digital Forms

**Clue #1: Multiple Choice**  
Tell what sound each picture shows. Circle the right answer. Then read the bottom.

**Clue #2: Read It Like a Book**  
Circle the boxes that end in -ot.  
Read the words at the top of each box you colored from left to right like a book to solve the clue.

**Clue #3: Error Analysis**  
Do the words rhyme? Put a check or an X next to each answer.  
Read the hint from the animal with the most correct answers.

**3 Clue Version**

hit and kit   bud and mud   met and net  
top and mop   ☒ pot and cop   ☒ can and tan  
bat and rat   ☒ bib and lit   ☒ map and tag

**Clue #1: Multiple Choice**  
Tell what sound each picture shows. Circle the right answer. Then read the bottom.

**Clue #2: Read It Like a Book**  
Circle the boxes that end in -ot.  
Read the words at the top of each box you colored from left to right like a book to solve the clue.

**Clue #3: Error Analysis**  
Do the words rhyme? Put a check or an X next to each answer.

**Clue #4: Word Hunt**  
Fill in the beginning letter for each word.

**Clue #5: Fill in the Blank**

**5 Clue Version**

When you are done, read the words in order from top to bottom in each row to figure out the clue.

**Clue #1: Multiple Choice**  
Tell what sound each picture shows. Circle the right answer. Then read the bottom.

A. jet   A. lap   A. bat   A. dig   A. tan  
B. vet   B. lip   B. bob   B. den   B. tip  
C. pet   C. lab   C. bib   C. dug   C. top  
D. met   D. log   D. beg   D. dot   D. tap

A. ham   A. bin   A. ram   A.   A.  
B. him   B. beg   B. rat   B.   B.  
C. hip   C. bag   C. ran   C.   C.  
D. hat   D. bat   D. rot   D.   D.

Circle how many you chose in each box below. Then, read the phrase to know what to cross out.

How many As did you circle?  
1 A = comes  
2 As = does  
3 As = does not  
4 As = grows

How many Bs did you circle?  
1 B = red  
2 Bs = green  
3 Bs = look  
4 Bs = yellow

How many Cs did you circle?  
1 C = pod  
2 Cs = like  
3 Cs = round  
4 Cs = purple

**Clue #1: Multiple Choice**  
Tell what sound each picture shows. Circle the right answer. Then read the bottom.

A. jet   A. lap   A. bat   A. dig   A. tan  
B. vet   B. lip   B. bob   B. den   B. tip  
C. pet   C. lab   C. bib   C. dug   C. top  
D. met   D. log   D. beg   D. dot   D. tap

A. ham   A. bin   A. ram   A. mix   A. hip  
B. him   B. beg   B. rat   B. man   B. hit  
C. hip   C. bag   C. ran   C. map   C. hop  
D. hat   D. bat   D. rot   D. mom   D. hat

Circle how many you chose in each box below. Then, read the phrase to know what to cross out.

How many As did you circle?  
1 A = comes  
2 As = does  
3 As = does not  
4 As = grows

How many Bs did you circle?  
1 B = red  
2 Bs = green  
3 Bs = look  
4 Bs = yellow

How many Cs did you circle?  
1 C = pod  
2 Cs = like  
3 Cs = round  
4 Cs = purple


How many Ds did you circle?  
1 D = small  
2 Ds = tree  
3 Ds = leaf  
4 Ds = stem

## Short & Long Options

# FAST FINISHER ACTIVITY



The Detective Agency sends  
congratulations to:



Lindsay

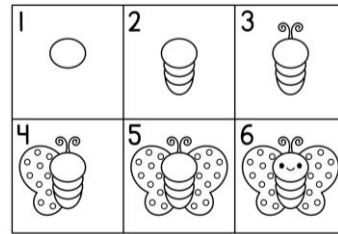
You solved the mystery!

11/2  
Date

AW  
Presented by:

LET'S DRAW...


a butterfly



THE LIFETIME LEARNER

LET'S DRAW...

a sunflower



THE LIFETIME LEARNER

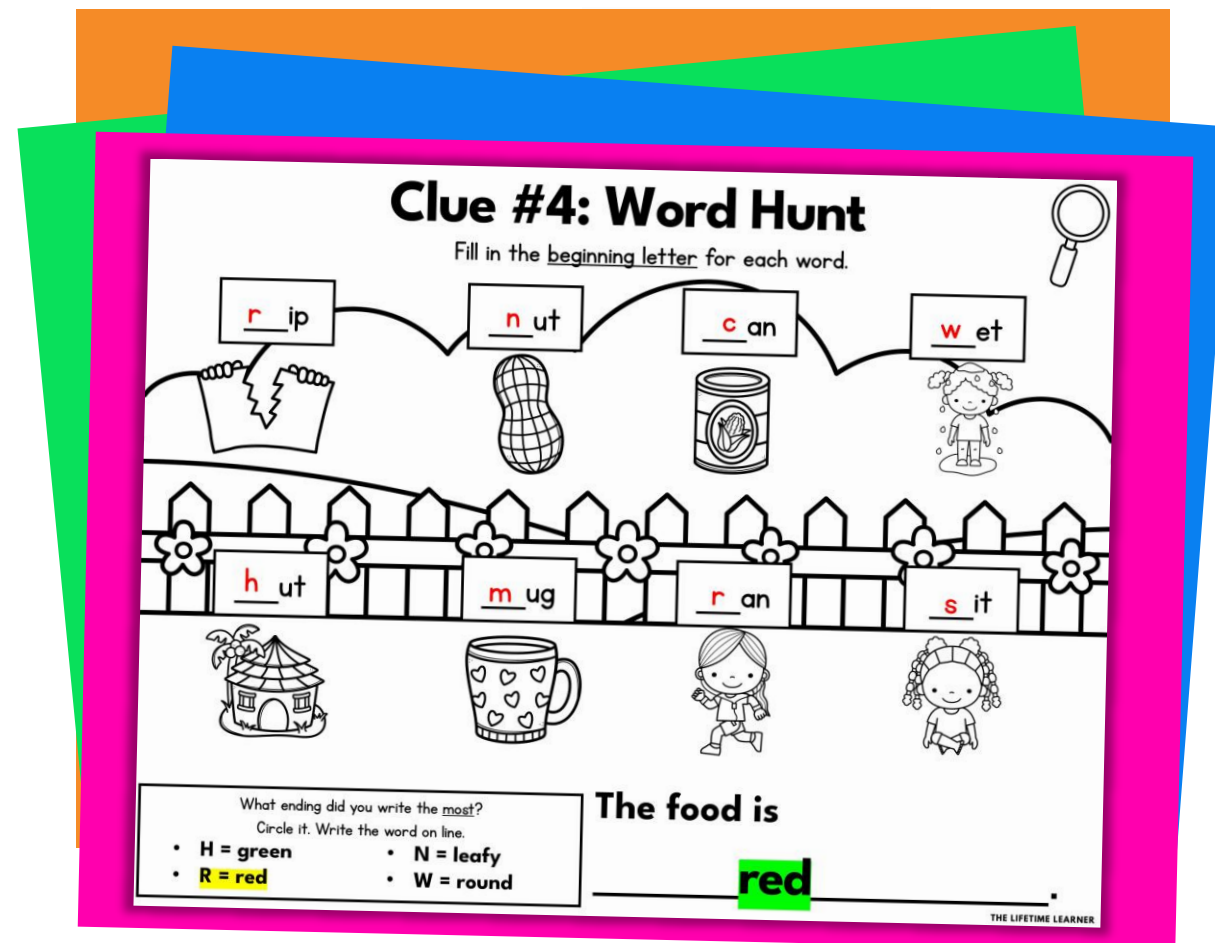
If students finish early,  
give them a  
certificate of completion  
and a directed drawing  
to complete while others  
continue working.



# PHONICS MYSTERY BENEFITS



- No Prep
- Print and Digital Versions
- 3 & 5 Clue Options
- Fun and Engaging
- Easy to Differentiate
- Encourages Critical Thinking
- Aligns with Phonics Standards
- Perfect for Review Days



In K-l, this works well as a whole group lesson or in small groups at the teacher table.

Students will need teacher support to read & understand the clues/directions.

# WHY TEACHERS LOVE THESE!

Ordinary phonics worksheets can be boring and unoriginal.

You want activities that are fun and engaging, but also rigorous and meaningful to student learning.

**PHONICS MYSTERIES ARE EXACTLY WHAT YOU'VE BEEN LOOKING FOR!**

**Clue #1: Multiple Choice**  
Tell what sound each picture shows. Circle the right answer. Then read the bottom.

**Clue #2: Read It Like a Book**  
Circle the boxes that end in -ot.  
Read the words at the top of each box you colored from left to right like a book to solve the clue.

**Clue #3: Error Analysis**  
Do the words rhyme? Put a check or an X next to each answer.  
Read the hint from the animal with the most correct answers.

**Clue #4: Word Hunt**  
Fill in the beginning letter for each word.

**Clue #5: Fill in the Blank**  
Read each word below. Find the matching picture above. Then write the word in each box.

hen  The  win  above  bug  on   
jug  food  run  the  fog  a   
hid  grows  fan  ground  tip  vine

When you are done, read the words in order from top to bottom ↓ in each row to figure out the clue.

The Detective Agency sends congratulations to:

**Lindsay**  
You solved the mystery!

11/2 Date Presented by: **SW**

LET'S DRAW...  
a butterfly

1 2 3 4 5 6

THE LIFETIME LEARNER

LET'S DRAW...  
a sunflower

1 2 3 4 5 6

THE LIFETIME LEARNER

**What Was Eaten?**  
Figure out what food was eaten out of the garden by solving each clue.

<del>purple in color</del>  Onion	<del>green in color</del>  Broccoli	<del>green in color</del>  Lettuce	<del>red in color</del>  Radish
<del>yellow in color</del>  Corn	<del>green in color</del>  Peas	<b>red in color</b>  Tomato	<del>yellow in color</del>  Pepper

Name: \_\_\_\_\_

**solve the mystery**

**The Case of the Garden Thief**

THE LIFETIME LEARNER

# WHAT MAKES READING MYSTERIES UNIQUE?

Reading Mysteries aren't just a copy of Math Mysteries!











They have brand-new clues, focus on reading skills, and even feature a different conclusion to the mystery.

The only thing that stays the same is the list of suspects students start with!

So, if you have both, students can play during math and then again during reading for double the fun.

Reading

**Clue #1: Multiple Choice**  
Tell what sound each picture shows. Circle the right answer. Then read the bottom.

 A. jet B. vet	 A. lap B. lip C. lab D. log	 A. bat B. bob C. bib D. beg	 A. dig B. den C. dug D. dot	 A. tan B. tip C. top D. tap
 B. him C. hip D. hat	 B. beg C. bag D. bat	 A. ram B. rat C. ran D. rot	 A. mix B. man C. map D. mom	 A. hip B. hit C. hop D. hat





Circle how many you chose in each box below. Then, read the phrase to know what to cross out.

How many As did you circle? 1 A = comes 2 As = does 3 As = does not 4 As = grows	How many Bs did you circle? 1 B = red 2 Bs = green 3 Bs = look 4 Bs = yellow	How many Cs did you circle? 1 C = pod 2 Cs = like 3 Cs = round 4 Cs = purple	How many Ds did you circle? 1 D = small 2 Ds = tree 3 Ds = leaf 4 Ds = stem
--	--	--	---

Example  
of Clue 1

Math

**Clue #1: Sorting Water Cans**  
Look at the 3D shape on each watering can. Color the watering cans the same color as the soil they belong with. Then, find the correct key at the bottom to solve the clue!

 cube pink	 rectangular prism purple	 cylinder green	 cone blue
--	---	---	--

Cross out the radish if there are:  
• 2 pink water cans  
• 3 purple water cans  
• 2 green water cans  
• 3 blue water cans

Cross out the tomato if there are:  
• 2 pink water cans  
• 2 purple water cans  
• 3 green water cans  
• 3 blue water cans

Cross out the peas if there are:  
• 3 pink water cans  
• 3 purple water cans  
• 2 green water cans  
• 2 blue water cans

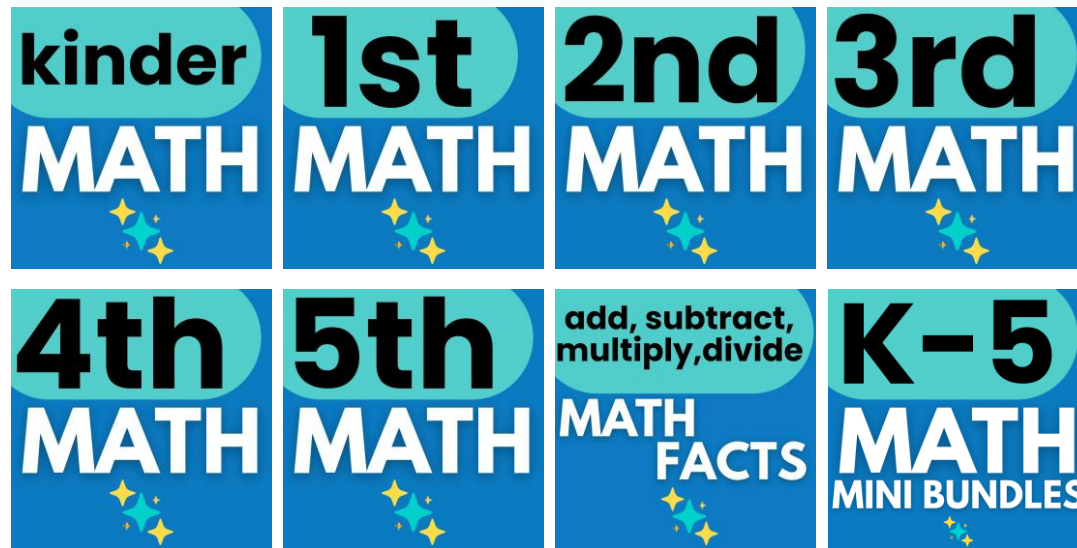
Cross out the broccoli if there are:  
• 3 pink water cans  
• 2 purple water cans  
• 3 green water cans  
• 2 blue water cans



# KEEP THE FUN GOING!

## GRAB A MATH MYSTERY:

Math Mysteries aren't just a copy of reading. They come with fresh clues, unique math challenges, and a new culprit, so students are solving an entirely different case!



## MORE READING MYSTERIES:

Explore other grade levels to differentiate and keep every student engaged.



**BUY A BUNDLE  
TO SAVE BIG!**

