

# WHAT IS THIS?

**Clue #1: Error Analysis**  
Do the words rhyme? Put a check or an X next to each answer.  
Read the hint from the kid with the least correct answers.

**Clue #2: Picture Decoder**  
Find each answer. Then, draw a line to each match. Last, use the decoder at the bottom to solve the clue.

**Clue #3: Color the Zoo**  
What does each word begin with? Color in each. Then, read the bottom.

**Clue #4: Word Hunt**  
Cross out all short A words.

**Clue #5: Find It!**  
Circle the boxes that have a short E sound.  
Read the words you circled from left to right like a book to solve the clue.

**solve the mystery**  
**The Case of the Missing Zoo Animal**

**What Animal Escaped?**  
Solve the clues to figure out what animal is missing at the zoo.

<input checked="" type="checkbox"/> I live in the Mountain Zone at the zoo.  <b>Panda</b>	<input checked="" type="checkbox"/> I live in the Forest Zone at the zoo.  <b>Peacock</b>	<input checked="" type="checkbox"/> I live in Forest Zone at the zoo.  <b>Snake</b>	<input checked="" type="checkbox"/> I live in Water Zone at the zoo.  <b>Seal</b>
<input checked="" type="checkbox"/> I live in the Arctic Zone at the zoo.  <b>Penguin</b>	<input checked="" type="checkbox"/> I live in Water Zone at the zoo.  <b>Flamingo</b>	<input checked="" type="checkbox"/> I live in the Arctic Zone at the zoo.  <b>Polar Bear</b>	<input checked="" type="checkbox"/> I live in the African Zone at the zoo.  <b>Hippo</b>

Name: \_\_\_\_\_

Students complete a series of clues to figure out what animal escaped the zoo!

# HOW TO PLAY

## What Happened?

An animal has escaped from the zoo! You need to know what animal it is so the animal can be located. Help figure out which animal is missing by solving the clues.













1. Take a list of animals and then start solving each clue.
2. Each time you solve a clue, you will get closer to discovering what animal is missing.
3. Cross out wrong animals each time you find out new information. Good luck!



THE LIFETIME LEARNER

## Clue #1: Error Analysis


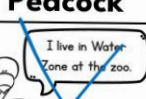

Do the words rhyme? Put a check or an X next to each answer.  
Read the hint from the kid with the least correct answers.

The animal is not from the Forest Zone.	The animal is not from the Arctic Zone.	The animal is not from the African Zone.
  <input checked="" type="checkbox"/> dip lip	  <input checked="" type="checkbox"/> dig six	  <input checked="" type="checkbox"/> fix mix
 <input checked="" type="checkbox"/> sit sip	 <input checked="" type="checkbox"/> rip rib	 <input checked="" type="checkbox"/> hid lid
 <input checked="" type="checkbox"/> win fin	 <input checked="" type="checkbox"/> bib zip	 <input checked="" type="checkbox"/> bit hit

THE LIFETIME LEARNER

## What Animal Escaped?

Solve the clues to figure out what animal is missing at the zoo.

 <b>Panda</b>	 <b>Peacock</b>	 <b>Snake</b>	 <b>Seal</b>
 <b>Penguin</b>	 <b>Flamingo</b>	 <b>Polar Bear</b>	 <b>Hippo</b>

Name: \_\_\_\_\_

THE LIFETIME LEARNER

Each time students solve a clue, it will reveal what animal(s) to cross out.  
When all clues are completed, the mystery of the zoo animal will be solved!



# SKILL PRACTICE

## CVC Word Review!

- Short A
- Short E
- Short I
- Short O
- Short U
- Rhyming Words / Word Families
- Onset and Rime
- Blending Sounds

**Clue #1: Error Analysis**  
Do the words rhyme? Put a check or an X next to each answer.  
Read the hint from the kid with the least correct answers.

The animal is not from the Forest Zone.

☒ dip lip  
☒ sit sip  
☒ win fin

**Clue #2: Picture Decoder**  
Find each answer. Then, draw a line to each match. Last, use the decoder at the bottom to solve the clue.

mop pox hot cob dot

Letters: A T A I L

The animal does not have

Use this decoder to help you figure out what letter is equal to each picture.

A =	G =	M =	S =	Y =
B =	H =	N =	T =	Z =
C =	I =	O =	U =	
D =	J =	P =	V =	
E =	K =	Q =	W =	
F =	L =	R =	X =	

**Clue #3: Color the Zoo**  
What does each word begin with? Color in each. Then, read the bottom.

d - color it red  
c - color it green  
f - color it yellow  
b - color it blue

t - color it red  
r - color it green  
s - color it yellow  
p - color it blue

for your next hint!

• 2 red  
• 3 blue  
• 1 green  
• 10 yellow

The animal does not have spots.

**All clues focus on reviewing CVC words!**

# MULTIPLE VERSIONS

Print & Digital Forms

3 Clue  
Version

5 Clue  
Version

Short & Long Options

## Clue #1: Error Analysis

Do the words rhyme? Put a check or an X next to each answer.



## Clue #1: Error Analysis

Do the words rhyme? Put a check or an X next to each answer.




## Clue #2: Picture Decoder

Find each answer. Then, draw a line to each match. Last, use the decoder at the bottom to solve the clue.



## Clue #3: Color the Zoo

What does each word begin with? Color in each. Then, read the bottom.



- ☐ i - color it red
- ☐ b - color it green
- ☐ n - color it yellow
- ☐ s - color it blue

- ☐ t - color it red
- ☐ r - color it green
- ☐ e - color it yellow
- ☐ p - color it blue

- 2 red
- 2 blue
- 1 green
- 1 yellow

The animal does not go in a tree.

- 2 blue
- 0 green
- 1 yellow

The animal does not have long legs.

- 3 blue
- 0 green
- 1 yellow

The animal does not lay any eggs.

- 3 blue
- 3 blue
- 1 green
- 10 yellow

The animal does not have spots.

THE LIFETIME LEARNER

## Clue #2: Picture Decoder

Find each answer. Then, draw a line to each match. Last, use the decoder at the bottom to solve the clue.



## Clue #3: Color the Zoo

What does each word begin with? Color in each. Then, read the bottom.



## Clue #4: Word Hunt

Cross out all short A words.



## Clue #5: Find It!

Circle the boxes that have a short E sound.



no	the	big	animal
			vet
		trunk	
		fin	
white			
red	pet	sad	get


Write the phrase on the line. Cross the wrong animal off your list.

THE ANIMAL IS BLACK AND WHITE

THE LIFETIME LEARNER

## Clue #3: Color the Zoo

What does each word begin with? Color in each. Then, read the bottom.



- ☐ i - color it red
- ☐ b - color it green
- ☐ n - color it yellow
- ☐ s - color it blue

- ☐ t - color it red
- ☐ r - color it green
- ☐ e - color it yellow
- ☐ w - color it blue

- ☐ h - color it red
- ☐ r - color it green
- ☐ p - color it yellow
- ☐ w - color it blue

- ☐ s - color it red
- ☐ t - color it green
- ☐ l - color it yellow
- ☐ c - color it blue

- ☐ d - color it red
- ☐ o - color it green
- ☐ f - color it yellow
- ☐ k - color it blue

- ☐ t - color it red
- ☐ r - color it green
- ☐ e - color it yellow
- ☐ p - color it blue



What color signs do you see? Find the key that matches for you.

- 2 red
- 2 blue
- 1 green
- 1 yellow

The animal does not go in a tree.

- 3 red
- 2 blue
- 0 green
- 1 yellow

The animal does not have long legs.

- 2 red
- 3 blue
- 0 green
- 1 yellow

The animal does not lay any eggs.

- 2 red
- 3 blue
- 1 green
- 10 yellow

The animal does not have spots.

- 3 red
- 2 blue
- 0 green
- 1 yellow

The animal does not have long legs.

- 2 red
- 3 blue
- 0 green
- 1 yellow

The animal does not lay any eggs.

- 2 red
- 3 blue
- 1 green
- 10 yellow

The animal does not have spots.

- 3 red
- 2 blue
- 0 green
- 1 yellow

The animal does not have long legs.

- 2 red
- 3 blue
- 1 green
- 10 yellow


The animal does not have spots.

THE LIFETIME LEARNER



# FAST FINISHER ACTIVITY

The Detective Agency sends  
congratulations to:



Lindsay


You solved the mystery!

11/2  
Date

AW  
Presented by:

LET'S DRAW...


a gorilla



THE LIFETIME LEARNER

LET'S DRAW...



a snake



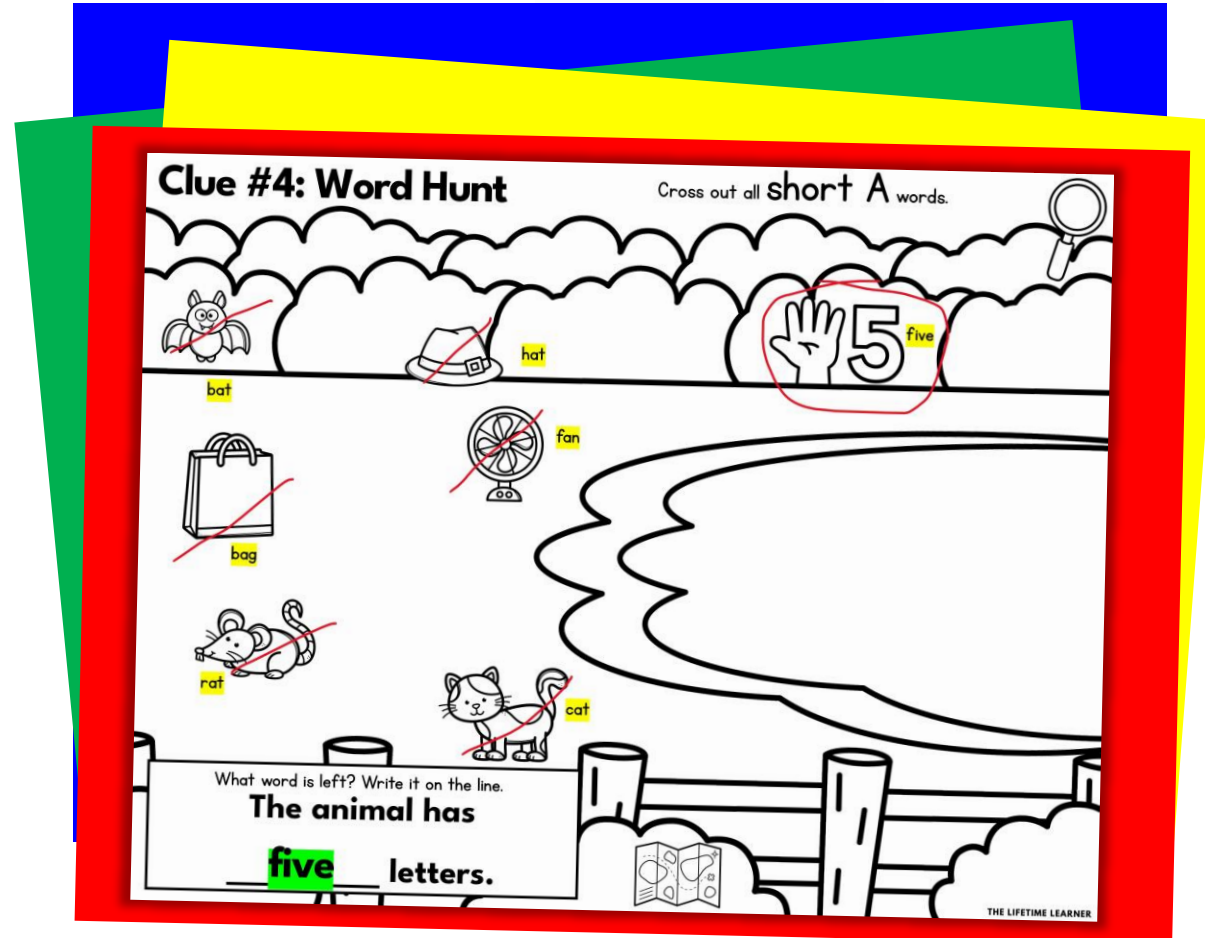
THE LIFETIME LEARNER

If students finish early,  
give them a  
certificate of completion  
and a directed drawing  
to complete while others  
continue working.

# PHONICS MYSTERY BENEFITS



- No Prep
- Print and Digital Versions
- 3 & 5 Clue Options
- Fun and Engaging
- Easy to Differentiate
- Encourages Critical Thinking
- Aligns with Phonics Standards
- Perfect for Review Days



In K-1, this works well as a whole group lesson or in small groups at the teacher table.

Students will need teacher support to read & understand the clues/directions.

# WHY TEACHERS LOVE THESE!

Ordinary phonics worksheets can be boring and unoriginal.

You want activities that are fun and engaging, but also rigorous and meaningful to student learning.

**PHONICS MYSTERIES ARE EXACTLY WHAT YOU'VE BEEN LOOKING FOR!**















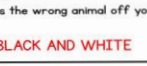







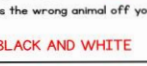

**Clue #1: Error Analysis**  
Do the words rhyme? Put a check or an X next to each answer.  
Read the hint from the kid with the least correct answers.

**Clue #2: Picture Decoder**  
Find each answer. Then, draw a line to each match. Last, use the decoder at the bottom to solve the clue.

**Clue #3: Color the Zoo**  
What does each word begin with? Color in each. Then, read the bottom.

**Clue #4: Word Hunt**  
Cross out all short A words.


**Clue #5: Find It!**  
Circle the boxes that have a short E sound.  
Read the words you circled from left to right like a book to solve the clue.

 no	 the	 big	 animal
 sad	 gem	 bat	 vet
 pet	 paws	 is	 trunk
 hot	 bad	 hen	 fin
 black	 and	 gray	 white
 red	 pet	 sad	 get

Write the phrase on the line. Cross the wrong animal off your list.

**THE ANIMAL IS BLACK AND WHITE**

The Detective Agency sends congratulations to:

 **Lindsay**

You solved the mystery!

11/2 AW


Date Presented by:

LET'S DRAW...

**a gorilla**

1 2 3

4 5 6




LET'S DRAW...

**a snake**









1 2 3

4 5 6




**What Animal Escaped?**

Solve the clues to figure out what animal is missing at the zoo.

 Panda	 Peacock	 Snake	 Seal
 Penguin	 Flamingo	 Polar Bear	 Hippo

Name:

**solve the mystery**



**The Case of the Missing Zoo Animal**

THE LIFETIME LEARNER



# WHAT MAKES READING MYSTERIES UNIQUE?

Reading Mysteries aren't just a copy of Math Mysteries!

They have brand-new clues, focus on reading skills, and even feature a different conclusion to the mystery.

The only thing that stays the same is the list of suspects students start with!

So, if you have both, students can play during math and then again during reading for double the fun.

**Reading**

Example  
of Clue 1

**Math**

## Clue #1: Error Analysis

Do the words rhyme? Put a check or an X next to each answer.  
Read the hint from the kid with the least correct answers.

The animal is not from the Arctic Zone.	The animal is not from the Arctic Zone.	The animal is not from the African Zone.
dip lip	dig six	fix mix
sit sip	rip rib	hid lid
win fin	bib zip	bit hit

## Clue #1: Right or Wrong?

What shape is in each box? Color the thumb in to show if you agree.

 rectangle	 hexagon	 square
 octagon	 triangle	 pentagon
 oval	 trapezoid	 circle

In each box, color a thumbs up or a thumbs down to show if the answer is correct.

How many answers were correct?

- 1 Correct = Cross out the panda.
- 2 Correct = Cross out the peacock.
- 3 Correct = Cross out the snake.
- 4 Correct = Cross out the seal.

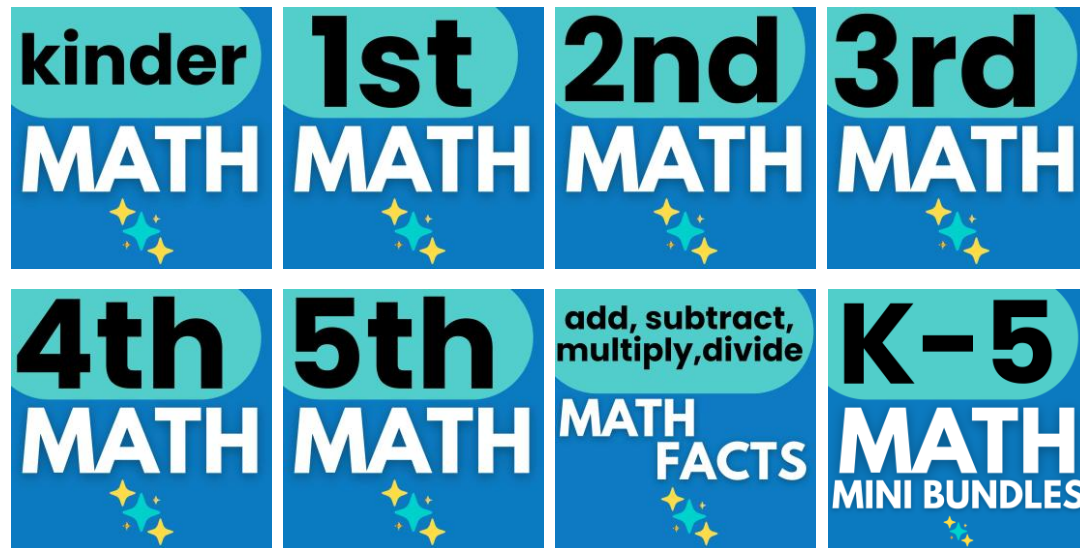
- 5 Correct = Cross out the polar bear.
- 6 Correct = Cross out the flamingo.
- 7 Correct = Cross out the penguin.
- 8 Correct = Cross out the hippo.



# KEEP THE FUN GOING!

## GRAB A MATH MYSTERY:

Math Mysteries aren't just a copy of reading. They come with fresh clues, unique math challenges, and a new culprit, so students are solving an entirely different case!



## MORE READING MYSTERIES:

Explore other grade levels to differentiate and keep every student engaged.



**BUY A BUNDLE  
TO SAVE BIG!**

