

# WHAT IS THIS?

**Clue #1: Missing Letters**  
Did the beginning or the end of each word change? Put a B or a E on each. Then, read what to do at the bottom.

**Clue #2: Multiple Choice**  
Circle the right answer and color in the matching box. Then read the bottom.

**Clue #3: Right or Wrong**  
What is the new word when you remove a letter? Color the thumb in to show if you agree.

**Clue #4: Word Hunt**

**Clue #5: Descrambler**  
What is the new word when a letter changes? Find it at the bottom. Write the letters by each box on the lines at the bottom. When the letters are unscrambled, they will make up the clue.

<b>?</b> A	<b>?</b> Y	<b>?</b> D	<b>?</b> E	<b>?</b> C
jam ↓ d	bag ↓ r	hen ↓ t	sun ↓ b	box ↓ f
<b>?</b> U	<b>?</b> A	<b>?</b> N	<b>?</b> O	<b>?</b> R
log ↓ d	rug ↓ t	jet ↓ n	pig ↓ d	zip ↓ l

The item in the box is something:

Y O U C A N R E A D

**solve the mystery**

**The Case of the Mysterious Package**

**What's in the Box?**  
Figure out what's in the mystery box by solving each clue.

Fried Chicken	Flowers	Basketball	Video Game
Dog	Books	Robot Game	Taco

Name: \_\_\_\_\_

Students complete a series of clues to figure out what's in the mystery box!



# HOW TO PLAY

## What Happened?

This morning, a mysterious box arrived on your doorstep. You don't know what's inside, but it's up to you to figure it out by completing a set of clues.


1. Take a list of mystery items and then start solving each clue.
2. Each time you solve a clue, you will get closer to discovering what is inside the mystery box.
3. Cross out wrong boxes each time you find out new information. Good luck!



THE LIFETIME LEARNER

## Clue #1: Missing Letters

Did the beginning or the end of each word change? Put a B or a E on each. Then, read what to do at the bottom.

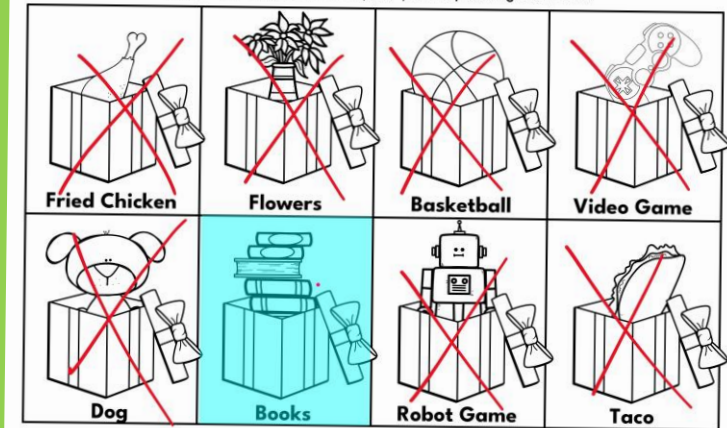


Which letter did you see the MOST?  
Use that answer to cross off wrong items.

(B) Beginning : 4 letters  
(E) End: 7 letters

## What's in the Box?

Figure out what's in the mystery box by solving each clue.



Name: \_\_\_\_\_

THE LIFETIME LEARNER

Each time students solve a clue, it will reveal what to cross out.

When all clues are completed, the mystery will be solved!

# SKILL PRACTICE

**Clue #1: Missing Letters**  
Did the beginning or the end of each word change? Put a B or a E on each.  
Then, read what to do at the bottom.

dog to dot **E**  
tap to nap **B**  
pin to pig **E**

hat t  
rug

Which letter did you s  
Use that answer to cross

**Clue #2: Multiple Choice**  
Circle the right answer and color in the matching box. Then read the bottom.

1. →   
A. cr to gr - red  
B. cr to br - yellow  
C. cr to pr - blue  
D. cr to dr - green

2. →   
A. sl to sm - red  
B. sl to sc - yellow  
C. sl to cl - blue  
D. sl to sw - green

3. →   
A. br to cr - red  
B. br to tr - yellow  
C. br to pr - blue  
D. br to gr - green

4. →   
A. tr to cr - red  
B. tr to pr - yellow  
C. tr to fr - blue  
D. tr to dr - green

5. →   
A. sk to sl - red  
B. sk to sn - yellow  
C. sk to sp - blue  
D. sk to sw - green

6. →   
A. cl to bl - red  
B. cl to fl - yellow  
C. cl to gl - blue  
D. cl to pl - green

7. →   
A. sp to sc - red  
B. sp to st - yellow  
C. sp to sk - blue  
D. sp to sm - green

8. →   
A. fl to bl - red  
B. fl to gl - yellow  
C. fl to cl - blue  
D. fl to sl - green

Choose the key below that matches how you colored the picture of the boxes.

The item is not a ball: if the picture has:	The item is not a food: if the picture has:	The item is not in a vase: if the picture has:	The item can not be read: if the picture has:
• Box 1: red • Box 5: yellow • Box 2: green • Box 6: red • Box 3: yellow • Box 7: blue • Box 4: green • Box 8: green	• Box 1: red • Box 5: blue • Box 2: blue • Box 6: red • Box 3: yellow • Box 7: blue • Box 4: green • Box 8: green	• Box 1: red • Box 5: yellow • Box 2: blue • Box 6: red • Box 3: yellow • Box 7: blue • Box 4: green • Box 8: green	• Box 1: yellow • Box 5: yellow • Box 2: blue • Box 6: red • Box 3: yellow • Box 7: blue • Box 4: green • Box 8: blue

**Clue #3: Right or Wrong**  
new word when you remove a letter? Color the thumb in to show if you agree.

tent

wing

next

tank

if the picture is correct.

al is not in the box.  
is not in the box.  
not in the box.  
not in the box.

THE LIFETIME LEARNER

## Phoneme Manipulation:

- With CVC Words
- With Ending Blends
- With Beginning Blends
- Changing Beginning And Ending Sounds
- Remove A Letter
- Add A Letter

**All clues focus on phoneme manipulation!**



# MULTIPLE VERSIONS

## Print & Digital Forms

**Clue #1: Missing Letters**  
Did the beginning or the end of each word change? Put a B or a E on each. Then, read what to do at the bottom.

**Clue #2: Multiple Choice**  
Circle the right answer and color in the matching box. Then read the bottom.

**Clue #3: Right or Wrong**  
What is the new word when you remove a letter? Color the thumb to show if you agree.

hump tent wing

**3 Clue Version**

How many pictures were correct?

1 Correct = A meat is not in the box.  
2 Correct = A sport is not in the box.  
3 Correct = A food is not in the box.  
4 Correct = A pet that barks is not in the box.

5 Correct = An animal is not in the box.  
6 Correct = A game is not in the box.  
7 Correct = A toy is not in the box.  
8 Correct = A book is not in the box.

**Clue #1: Missing Letters**  
Did the beginning or the end of each word change? Put a B or a E on each. Then, read what to do at the bottom.

**Clue #2: Multiple Choice**  
Circle the right answer and color in the matching box. Then read the bottom.

**Clue #3: Right or Wrong**  
What is the new word when you remove a letter? Color the thumb to show if you agree.

**Clue #4: Word Hunt**

**Clue #5: Descrambler**  
What is the new word when a letter changes? Find it at the bottom. Write the letters by each box on the lines at the bottom. When the letters are unscrambled, they will make up the clue.

**5 Clue Version**

The item in the box is something:

Y O U C A N R E A D

**Clue #2: Multiple Choice**  
Circle the right answer and color in the matching box. Then read the bottom.

1. A. or to gr - red  
B. or to br - yellow  
C. or to pr - blue  
D. or to dr - green

2. A. sl to sm - red  
B. sl to sc - yellow  
C. sl to cl - blue  
D. sl to sw - green

3. A. br to cr - red  
B. br to tr - yellow  
C. br to pr - blue  
D. br to gr - green

4. A. tr to cr - red  
B. tr to pr - yellow  
C. tr to fr - blue  
D. tr to dr - green

5. A. sk to sl - red  
B. sk to sn - yellow  
C. sk to sp - blue  
D. sk to sw - green

6. A. cl to bl - red  
B. cl to fl - yellow  
C. cl to gl - blue  
D. cl to pl - green

7. A. sp to sc - red  
B. sp to st - yellow  
C. sp to sk - blue  
D. sp to sm - green

8. A. fl to bl - red  
B. fl to gl - yellow  
C. fl to cl - blue  
D. fl to sl - green

Choose the key below that matches how you colored the picture of the boxes.

The item is not a ball:  
if the picture has:  
• Box 1: red • Box 5: yellow  
• Box 2: green • Box 6: red  
• Box 3: yellow • Box 7: blue  
• Box 4: green • Box 8: green

The item is not a food:  
if the picture has:  
• Box 1: red • Box 5: blue  
• Box 2: blue • Box 6: red  
• Box 3: yellow • Box 7: blue  
• Box 4: green • Box 8: green

The item is not in a vase:  
if the picture has:  
• Box 1: red • Box 5: yellow  
• Box 2: blue • Box 6: red  
• Box 3: yellow • Box 7: blue  
• Box 4: green • Box 8: green

The item can not be read:  
if the picture has:  
• Box 1: yellow • Box 5: yellow  
• Box 2: blue • Box 6: red  
• Box 3: yellow • Box 7: blue  
• Box 4: green • Box 8: blue

**Clue #2: Multiple Choice**  
Circle the right answer and color in the matching box. Then read the bottom.

1. A. or to gr - red  
B. or to br - yellow  
C. or to pr - blue  
D. or to dr - green

2. A. sl to sm - red  
B. sl to sc - yellow  
C. sl to cl - blue  
D. sl to sw - green

3. A. br to cr - red  
B. br to tr - yellow  
C. br to pr - blue  
D. br to gr - green

4. A. tr to cr - red  
B. tr to pr - yellow  
C. tr to fr - blue  
D. tr to dr - green

5. A. sk to sl - red  
B. sk to sn - yellow  
C. sk to sp - blue  
D. sk to sw - green

6. A. cl to bl - red  
B. cl to fl - yellow  
C. cl to gl - blue  
D. cl to pl - green

7. A. sp to sc - red  
B. sp to st - yellow  
C. sp to sk - blue  
D. sp to sm - green

8. A. fl to bl - red  
B. fl to gl - yellow  
C. fl to cl - blue  
D. fl to sl - green

Choose the key below that matches how you colored the picture of the boxes.

The item is not a ball:  
if the picture has:  
• Box 1: red • Box 5: yellow  
• Box 2: green • Box 6: red  
• Box 3: yellow • Box 7: blue  
• Box 4: green • Box 8: green

The item is not a food:  
if the picture has:  
• Box 1: red • Box 5: blue  
• Box 2: blue • Box 6: red  
• Box 3: yellow • Box 7: blue  
• Box 4: green • Box 8: green

The item is not in a vase:  
if the picture has:  
• Box 1: red • Box 5: yellow  
• Box 2: blue • Box 6: red  
• Box 3: yellow • Box 7: blue  
• Box 4: green • Box 8: green

The item can not be read:  
if the picture has:  
• Box 1: yellow • Box 5: yellow  
• Box 2: blue • Box 6: red  
• Box 3: yellow • Box 7: blue  
• Box 4: green • Box 8: blue

## Short & Long Options





# CVC OPTION AVAILABLE



Differentiate within your small groups. Same clues. Same mystery. Different focus!  
There is a version of the mystery included that reviews CVC Words (Short A, E, I, O, U).



# FAST FINISHER ACTIVITY

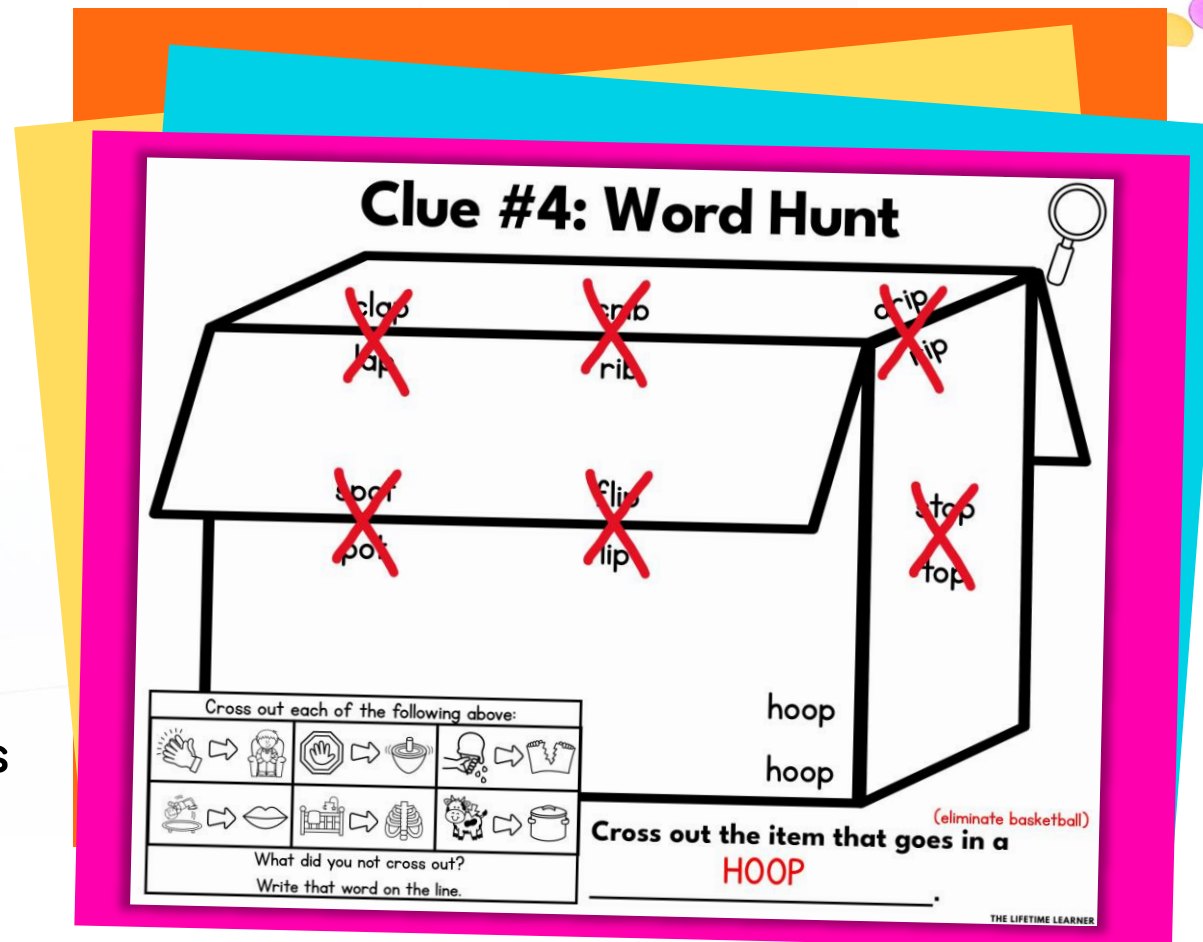


If students finish early, give them a certificate of completion and a directed drawing to complete while others continue working.

# PHONICS MYSTERY BENEFITS



- No Prep
- Print and Digital Versions
- 3 & 5 Clue Options
- Fun and Engaging
- Easy to Differentiate
- Encourages Critical Thinking
- Aligns with Phonics Standards
- Perfect for Review Days
- 2 Versions: Phonics Review OR CVC Words. You can even mix/match clues to combine the 2 skills together.



In K-I, this works well as a whole group lesson or in small groups at the teacher table.

Students will need teacher support to read & understand the clues/directions.



# WHY TEACHERS LOVE THESE!

Ordinary phonics worksheets can be boring and unoriginal.

You want activities that are fun and engaging, but also rigorous and meaningful to student learning.

**PHONICS MYSTERIES ARE EXACTLY WHAT YOU'VE BEEN LOOKING FOR!**

**Clue #1: Missing Letters**  
Did the beginning or the end of each word change? Put a B or a E on each. Then, read what to do at the bottom.

**Clue #2: Multiple Choice**  
Circle the right answer and color in the matching box. Then read the bottom.

**Clue #3: Right or Wrong**  
What is the new word when you remove a letter? Color the thumb in to show if you agree.


**Clue #4: Word Hunt**

**Clue #5: Descrambler**  
What is the new word when a letter changes? Find it at the bottom. Write the letters by each box on the lines at the bottom. When the letters are unscrambled, they will make up the clue.

The item in the box is something:

Y O U C A N R E A D

**The Detective Agency sends congratulations to:**

 **Lindsay**

**You solved the mystery!**

**11/2** **AW**

Date Presented by:


**LET'S DRAW...**  
**a puppy**

1 2 3  
4 5 6

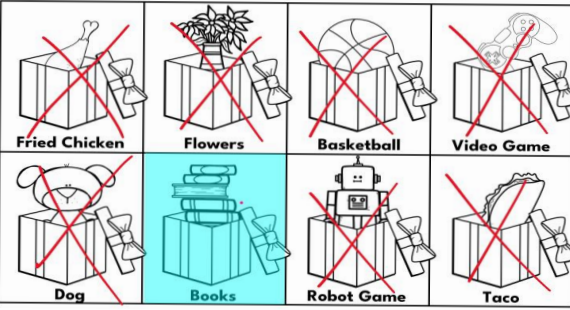


**LET'S DRAW...**  
**a robot**

1 2 3  
4 5 6



**What's in the Box?**  
Figure out what's in the mystery box by solving each clue.




**Fried Chicken** **Flowers** **Basketball** **Video Game**

**Dog** **Books** **Robot Game** **Taco**

Name:

**solve the mystery**



**The Case of the Mysterious Package**



# WHAT MAKES READING MYSTERIES UNIQUE?

Reading Mysteries aren't just a copy of Math Mysteries!

They have brand-new clues, focus on reading skills, and even feature a different conclusion to the mystery.

The only thing that stays the same is the list of suspects students start with!

So, if you have both, students can play during math and then again during reading for double the fun.

Reading

Example  
of Clue 1

Math

**Clue #1: Missing Letters**

Did the beginning or the end of each word change? Put a B or an E on each. Then, read what to do at the bottom.

The item in the box does NOT have:

Which letter did you see the MOST?  
Use that answer to cross off wrong items.

(B) Beginning : 4 letters  
(E) End: 7 letters

**Clue #1: Picture Decoder**

Write the matching number on each line. Then, draw a line to each match. Last, use the decoder at the bottom to solve the clue.

A =	G =	M =	S =	Y =
B =	H =	N =	T =	Z =
C =	I =	O =	U =	
D =	J =	P =	V =	
E =	K =	Q =	W =	
F =	L =	R =	X =	

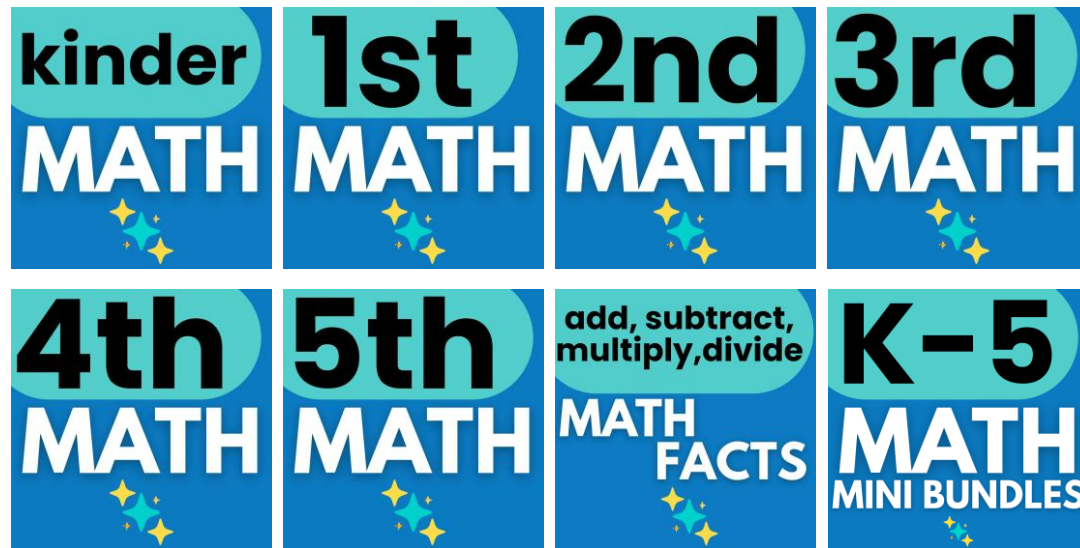
The item in the box is...

Use this decoder to help you figure out what letter is equal to each picture.

# KEEP THE FUN GOING!

## GRAB A MATH MYSTERY:

Math Mysteries aren't just a copy of reading. They come with fresh clues, unique math challenges, and a new culprit, so students are solving an entirely different case!



## MORE READING MYSTERIES:

Explore other grade levels to differentiate and keep every student engaged.



BUY A BUNDLE  
TO SAVE BIG!

