

A collage of educational materials for a dinosaur-themed mystery activity. At the top left is a green spiral notebook. To its right is a carton of six colorful eggs (blue, green, yellow, orange, white, purple). Further right is a green dinosaur-shaped tray containing several small toy dinosaurs. Below these are several worksheets. The first worksheet, 'Clue #1: Find It!', asks to circle boxes starting with 'bl' and read the words left to right. The second, 'Clue #2: Right or Wrong', asks to color thumbs in to show agreement with word blends. The third, 'Clue #3: Word Hunt', shows a word search with a red 'X' over one word. The fourth, 'Clue #4: Dino Notes', asks to color dinosaurs to match footprints. The fifth, 'Clue #5: Fill in the Blank', is a word puzzle where words are filled into boxes to reveal a clue. To the right of the worksheets is a large sign that says 'solve the mystery' and 'The Case of the Missing Dino Egg'. Below the sign is a small image of three colorful eggs. To the right of the sign is a worksheet titled 'Who Does the Egg Belong to?' which asks to solve clues to identify the dinosaur. The clues are presented in a grid with dinosaur illustrations and their names: Parasaurolophus, Pterodactyl, Pachycephalosaurus, Oviraptor, T-Rex, Spinosaurus, Brontosaurus, and Triceratops. A 'Name:' field is at the bottom left of this worksheet.

Students complete a series of clues to figure out who the egg belongs to!

# HOW TO PLAY



## What Happened?

An egg fell out of its nest. Your mission is to figure out which dinosaur the egg belongs to so you can put the egg back in the correct nest. Solve the clues to figure out what dinosaur the egg belongs to and solve the mystery!

1. Take a dinosaur list and then start solving each clue.
2. Each time you solve a clue, you will get closer to discovering which dinosaur the egg belongs to.
3. Cross out wrong dinosaurs each time you find out new information. Good luck!















THE LIFETIME LEARNER

## Clue #1: Find It!


Circle the boxes that start with **bl**.

Read the words you circled from left to right like a book to solve the clue.

 <b>the</b>	 <b>cute</b>	 <b>dino</b>	 <b>egg</b>
 <b>does</b>	 <b>wings</b>	 <b>not</b>	 <b>have</b>
 <b>a</b>	 <b>short</b>	 <b>long</b>	 <b>neck</b>

Write the phrase on the line. Cross the wrong dinosaur off your list.



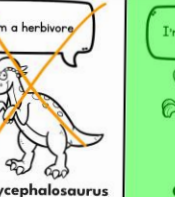





The dino does not have a long neck



THE LIFETIME LEARNER

## Who Does the Egg Belong to?

Solve the clues to figure out which dinosaur the egg belongs to.

 <b>I'm a herbivore.</b>	 <b>I'm a carnivore.</b>	 <b>I'm a herbivore.</b>	 <b>I'm an omnivore.</b>
<b>Parasaurolophus</b>	<b>Pterodactyl</b>	<b>Pachycephalosaurus</b>	<b>Oviraptor</b>
 <b>I'm a carnivore.</b>	 <b>I'm a carnivore.</b>	 <b>I'm a herbivore.</b>	 <b>I'm a herbivore.</b>
<b>T-Rex</b>	<b>Spinosaurus</b>	<b>Brontosaurus</b>	<b>Triceratops</b>

Name: \_\_\_\_\_

THE LIFETIME LEARNER


Each time students solve a clue, it will reveal what dinosaur to cross out.  
When all clues are completed, the mystery of the dinosaur egg will be solved!



# SKILL PRACTICE


## Beginning L Blends:

- Identify Blends
- Beginning Sounds
- Blending Words
- BL, CL, GL, PL
- Match Picture To Blend
- Onset And Rime



**All clues focus on reviewing beginning L blends!**

# MULTIPLE VERSIONS



## Print & Digital Forms

**Clue #1: Find It!**  
Circle the boxes that start with bl.  
Read the words you circled from left to right like a book to solve the clue.

**Clue #2: Right or Wrong**  
Does the blend match the word? Color the thumb in to show if you agree.

**Clue #3: Word Hunt**

**3 Clue Version**

Cross out the following pictures:  
• flip • block • clam  
• cliff • plum • flag

The dinosaur does not have fin

What picture is left? Write that word on the line.

**Clue #1: Find It!**  
Circle the boxes that start with bl.  
Read the words you circled from left to right like a book to solve the clue.

**Clue #2: Right or Wrong**  
Does the blend match the word? Color the thumb in to show if you agree.

**Clue #3: Word Hunt**

**Clue #4: Dino Notes**  
Color each dinosaur the same color as the footprint it goes with. Then, find the correct key at the bottom to solve the clue!

**Clue #5: Fill in the Blank**

**5 Clue Version**

flag clip block we flat not plus claws

When you are done, read the words in order from top to bottom in each row to figure out the clue.

**Clue #3: Word Hunt**

Cross out the following pictures:  
• flip • block • clam  
• cliff • plum • flag

The dinosaur does not have fin

What picture is left? Write that word on the line.

**Clue #3: Word Hunt**

Cross out the following pictures:  
• flip • block • clam  
• cliff • plum • flag

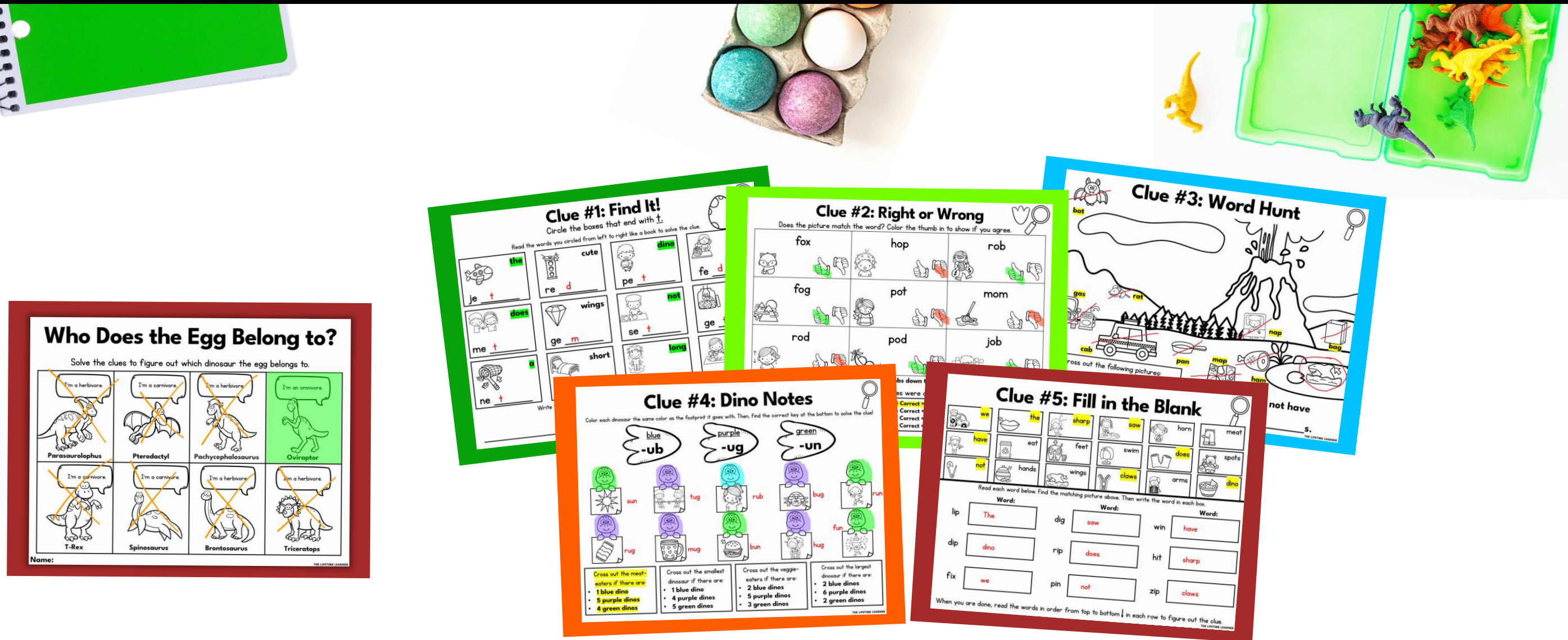
The dinosaur does not have fin

What picture is left? Write that word on the line.

## Short & Long Options





# CVC OPTION AVAILABLE




Differentiate within your small groups. Same clues. Same mystery. Different focus!

There is a version of the mystery included that reviews CVC Words (Short A, E, I, O, U).

# FAST FINISHER ACTIVITY



The Detective Agency sends  
congratulations to:



Lindsay



You solved the mystery!

11/2  
Date

AW  
Presented by:



LET'S DRAW...

a stegosaurus



LET'S DRAW...

brachiosaurus



If students finish early,  
give them a  
certificate of completion  
and a directed drawing  
to complete while others  
continue working.







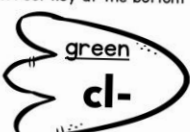


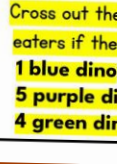

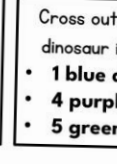

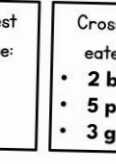



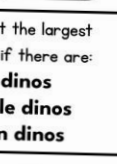
# PHONICS MYSTERY BENEFITS



- No Prep
- Print and Digital Versions
- 3 & 5 Clue Options
- Fun and Engaging
- Easy to Differentiate
- Encourages Critical Thinking
- Aligns with Phonics Standards
- Perfect for Review Days
- 2 Versions: Phonics Review OR CVC Words. You can even mix/match clues to combine the 2 skills together.

**Clue #4: Dino Notes**

Color each dinosaur the same color as the footprint it goes with. Then, find the correct key at the bottom to solve the clue!

blue gl-	purple fl-	green cl-
 clam 	 flip 	 floss 
 flat 	 flip flop 	 clap 
 flag 	 clock 	

Cross out the meat-eaters if there are: <ul style="list-style-type: none"><li>• 1 blue dino</li><li>• 5 purple dinos</li><li>• 4 green dinos</li></ul>	Cross out the smallest dinosaur if there are: <ul style="list-style-type: none"><li>• 1 blue dino</li><li>• 4 purple dinos</li><li>• 5 green dinos</li></ul>	Cross out the veggie-eaters if there are: <ul style="list-style-type: none"><li>• 2 blue dinos</li><li>• 5 purple dinos</li><li>• 3 green dinos</li></ul>	Cross out the largest dinosaur if there are: <ul style="list-style-type: none"><li>• 2 blue dinos</li><li>• 6 purple dinos</li><li>• 2 green dinos</li></ul>
--------------------------------------------------------------------------------------------------------------------------------------------------------	--------------------------------------------------------------------------------------------------------------------------------------------------------------	-----------------------------------------------------------------------------------------------------------------------------------------------------------	--------------------------------------------------------------------------------------------------------------------------------------------------------------

THE LIFETIME LEARNER

In K-1, this works well as a whole group lesson or in small groups at the teacher table.

Students will need teacher support to read & understand the clues/directions.

# WHY TEACHERS LOVE THESE!

Ordinary phonics worksheets can be boring and unoriginal.

You want activities that are fun and engaging, but also rigorous and meaningful to student learning.

**PHONICS MYSTERIES ARE EXACTLY WHAT YOU'VE BEEN LOOKING FOR!**

**Clue #1: Find It!**  
Circle the boxes that start with **bl**.  
Read the words you circled from left to right like a book to solve the clue.

**Clue #2: Right or Wrong**  
Does the blend match the word? Color the thumb in to show if you agree.

**Clue #3: Word Hunt**

**Clue #4: Dino Notes**  
Color each dinosaur the same color as the footprint it goes with. Then, find the correct key at the bottom to solve the clue.

**Clue #5: Fill in the Blank**

Word:	Word:	Word:
flag <b>the</b>	floss <b>saw</b>	plum <b>have</b>
clip <b>dino</b>	plug <b>does</b>	clap <b>sharp</b>
block <b>we</b>	flat <b>not</b>	plus <b>claws</b>

When you are done, read the words in order from top to bottom ↓ in each row to figure out the clue.

The Detective Agency sends congratulations to:

**Lindsay**

You solved the mystery!

Date **11/2** Presented by: **AW**

**Who Does the Egg Belong to?**

Solve the clues to figure out which dinosaur the egg belongs to.

<input checked="" type="checkbox"/> I'm a herbivore. Parasaurolophus	<input checked="" type="checkbox"/> I'm a carnivore. Pterodactyl	<input checked="" type="checkbox"/> I'm a herbivore. Pachycephalosaurus	<input checked="" type="checkbox"/> I'm an omnivore. Oviraptor
<input checked="" type="checkbox"/> I'm a carnivore. T-Rex	<input checked="" type="checkbox"/> I'm a carnivore. Spinosaurus	<input checked="" type="checkbox"/> I'm a herbivore. Brontosaurus	<input checked="" type="checkbox"/> I'm a herbivore. Triceratops

Name: \_\_\_\_\_

LET'S DRAW...  
a stegosaurus

LET'S DRAW...  
brachiosaurus

**solve the mystery**

**The Case of the Missing Dino Egg**

THE LIFETIME LEARNER



# WHAT MAKES READING MYSTERIES UNIQUE?

Reading Mysteries aren't just a copy of Math Mysteries!

They have brand-new clues, focus on reading skills, and even feature a different conclusion to the mystery.

The only thing that stays the same is the list of suspects students start with!












So, if you have both, students can play during math and then again during reading for double the fun.

**Reading**

Example  
of Clue 1

















**Math**

**Clue #1: Find It!**  
Circle the boxes that start with bl.  
Read the words you circled from left to right like a book to solve the clue.

 <b>the</b>	 <b>cute</b>	 <b>dino</b>	 <b>egg</b>
 <b>wings</b>	 <b>not</b>	 <b>have</b>	
 <b>a</b>	 <b>short</b>	 <b>long</b>	 <b>neck</b>

Write the phrase on the line. Cross the wrong dinosaur off your list.  
**The dino does not have a long neck**

**Clue #1:**  
Cross out the dinosaur with the biggest answer on your recording sheet.

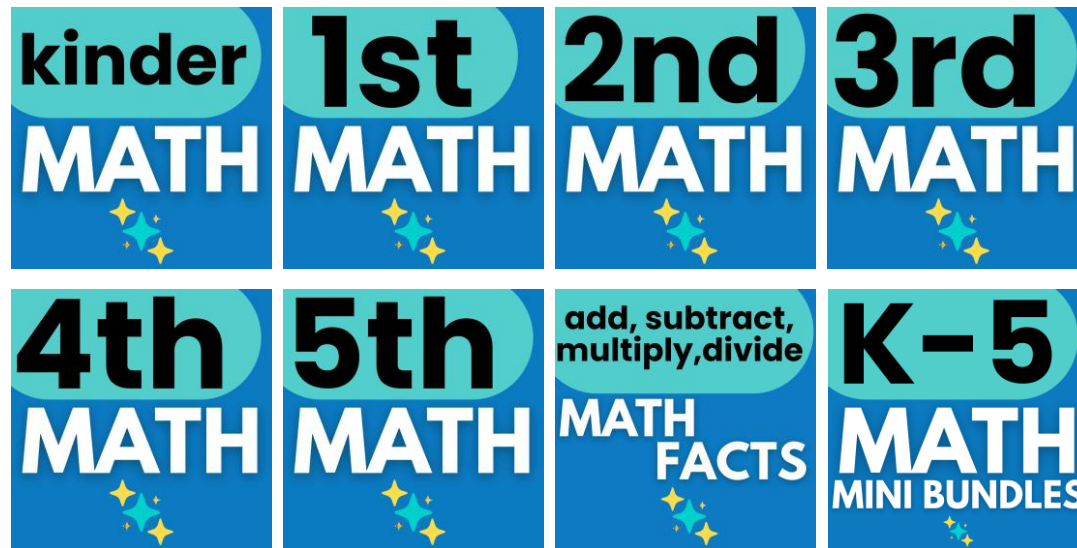
$1+1=$  +  <u>2</u>	$0+2=$  +  <u>2</u>	$1+2=$  +  <u>3</u>	$2+3=$  +  <del><u>5</u></del>
$0+1=$  +  <u>1</u>	$2+2=$  +  <u>4</u>	$1+0=$  +  <u>1</u>	$2+1=$  +  <u>3</u>

Name: \_\_\_\_\_

# KEEP THE FUN GOING!

## GRAB A MATH MYSTERY:

Math Mysteries aren't just a copy of reading. They come with fresh clues, unique math challenges, and a new culprit, so students are solving an entirely different case!



## MORE READING MYSTERIES:

Explore other grade levels to differentiate and keep every student engaged.



**BUY A BUNDLE  
TO SAVE BIG!**

