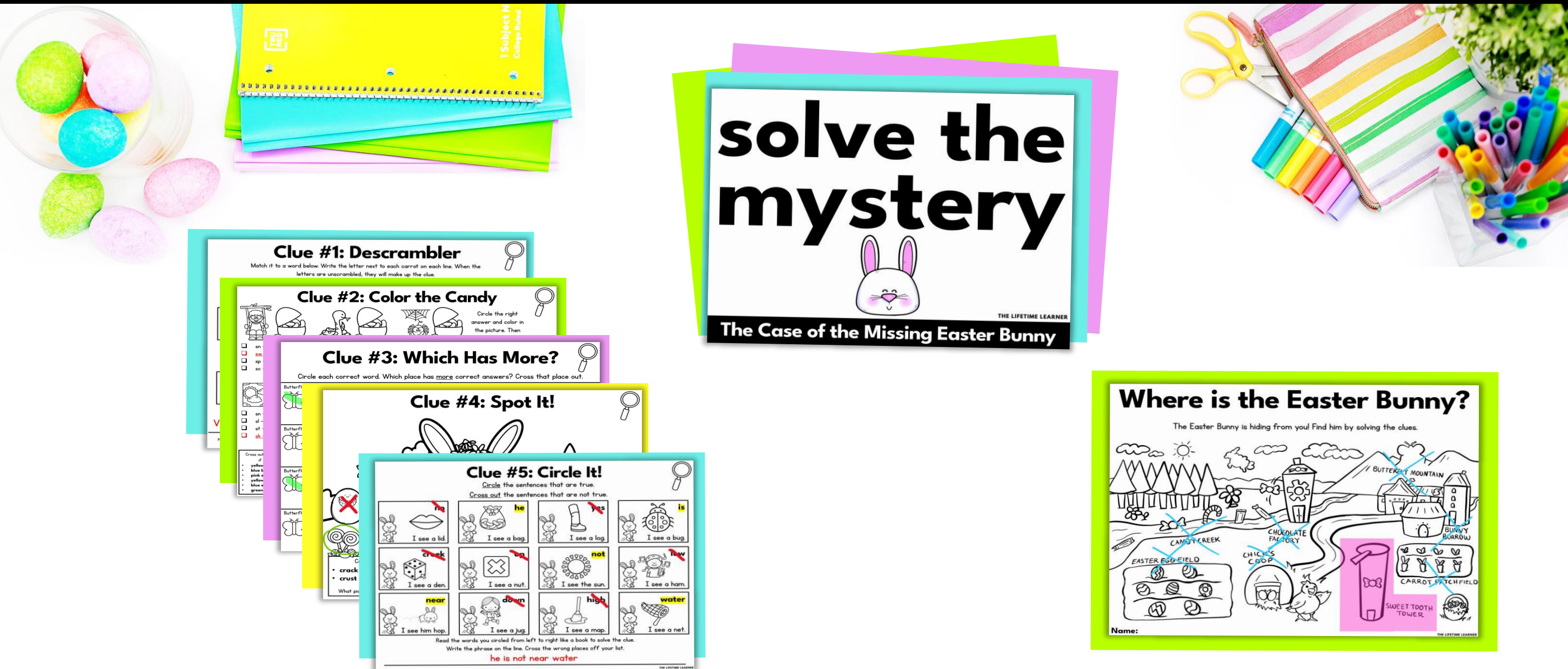



WHAT IS THIS?



Students complete a series of clues to figure out where the Easter Bunny is!

HOW TO PLAY



What Happened?

The Easter bunny challenged you to a game of hide-and-seek. Now, you have to figure out where he's hiding. Search each location to find the Easter bunny before the game ends!


1. Take the map of locations and then start solving each clue.
2. Each time you solve a clue, you will get closer to discovering where the Easter bunny is.
3. Cross out wrong locations each time you find out new information. Good luck!



THE LIFETIME LEARNER

Clue #1: Descrambler

Match it to a word below. Write the letter next to each carrot on each line. When the letters are unscrambled, they will make up the clue.



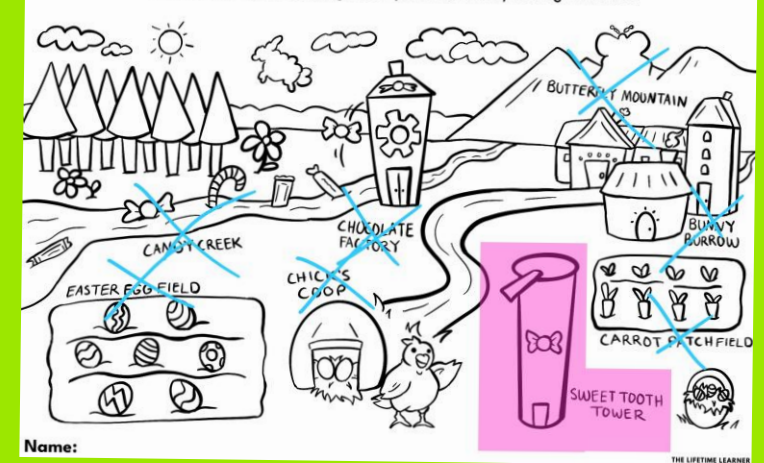
The Easter Bunny does not like:

V E G E T A B L E S
nap rob jet hen dip mop hat tub bib gum

THE LIFETIME LEARNER

Where is the Easter Bunny?

The Easter Bunny is hiding from you! Find him by solving the clues.



THE LIFETIME LEARNER

Each time students solve a clue, it will reveal what place to cross out. When all clues are completed, the mystery of the missing bunny will be solved!

SKILL PRACTICE

Easter Phonics Review:

- CVC Words
- Beginning S Blends
- Beginning L Blends
- Beginning R Blends
- Reading CVC Sentences


Clue #1: Descrambler
Match it to a word below. Write the letter next to each carrot on each line. When the letters are unscrambled, they will make up the clue.

Clue #2: Color the Candy
Circle the right answer and color in the picture. Then read the bottom.

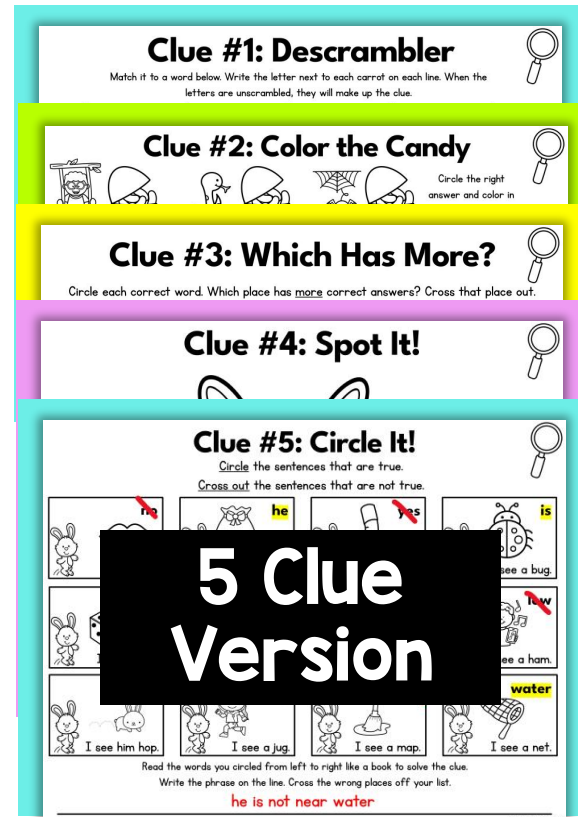
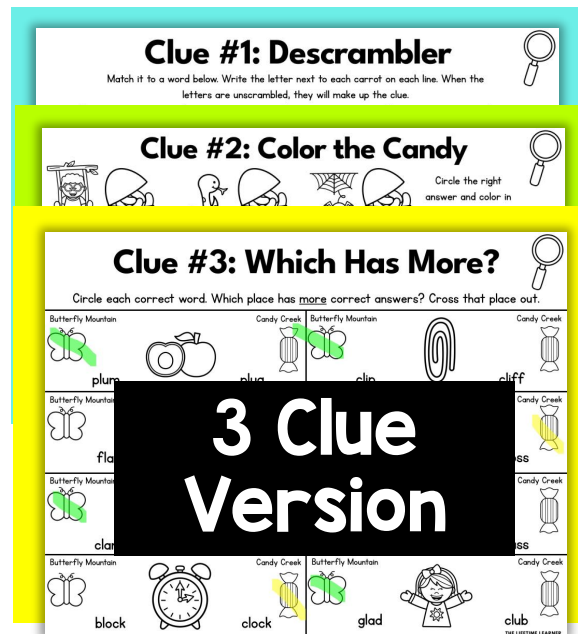
Clue #3: Which Has More?
Correct word. Which place has more correct answers? Cross that place out.

All clues focus on reviewing kinder phonics skills!



MULTIPLE VERSIONS




Print & Digital Forms



Short & Long Options



CVC OPTION AVAILABLE




Differentiate within your small groups. Same clues. Same mystery. Different focus!

There is a version of the mystery included that reviews CVC Words (Short A, E, I, O, U).

FAST FINISHER ACTIVITY



**The Detective Agency sends
congratulations to:**



Lindsay


You solved the mystery!

11/2
Date

AW
Presented by:

LET'S DRAW...

an easter egg



THE LIFETIME LEARNER

LET'S DRAW...

a chick




THE LIFETIME LEARNER

If students finish early,
give them a
certificate of completion
and a **directed drawing**
to complete while others
continue working.

































PHONICS MYSTERY BENEFITS



- No Prep
- Print and Digital Versions
- 3 & 5 Clue Options
- Fun and Engaging
- Easy to Differentiate
- Encourages Critical Thinking
- Aligns with Phonics Standards
- Perfect for Review Days
- 2 Versions: Phonics Review OR CVC Words.
You can even mix/match clues to combine the 2 skills together.

Clue #3: Which Has More? 

Circle each correct word. Which place has more correct answers? Cross that place out.

Butterfly Mountain  plum 	Candy Creek  plug 	Butterfly Mountain  clip 	Candy Creek  cliff 
Butterfly Mountain  flat 	Candy Creek  flip 	Butterfly Mountain  flag 	Candy Creek  floss 
Butterfly Mountain  clam 	Candy Creek  clap 	Butterfly Mountain  plant 	Candy Creek  glass 
Butterfly Mountain  block 	Candy Creek  clock 	Butterfly Mountain  glad 	Candy Creek  club 

THE LIFETIME LEARNER

In K-1, this works well as a whole group lesson or in small groups at the teacher table.

Students will need teacher support to read & understand the clues/directions.

WHY TEACHERS LOVE THESE!

Ordinary phonics worksheets can be boring and unoriginal.

You want activities that are fun and engaging, but also rigorous and meaningful to student learning.

PHONICS MYSTERIES ARE EXACTLY WHAT YOU'VE BEEN LOOKING FOR!

Clue #1: Descrambler
Match it to a word below. Write the letter next to each carrot on each line. When the letters are unscrambled, they will make up the clue.

Clue #2: Color the Candy
Circle the right answer and color in the picture. Then read the bottom.
en - pink chick el - pink bunny ee - pink egg

Clue #3: Which Has More?
Circle each correct word. Which place has more correct answers? Cross that place out.
Butterfly Mountain Candy Creek Butterfly Mountain Candy Creek

Clue #4: Spot It!

Clue #5: Circle It!
Circle the sentences that are true.
Cross out the sentences that are not true.

I see a lid. no	I see a bag. he	I see a log. yes	I see a bug. is
I see a den. creek	I see a nut. no	I see the sun. not	I see a ham. low
I see him hop. near	I see a jug. down	I see a map. high	I see a net. water

Read the words you circled from left to right like a book to solve the clue.
Write the phrase on the line. Cross the wrong places off your list.
he is not near water

The Detective Agency sends congratulations to:

Lindsay

You solved the mystery!

11/2 **SW**

Date Presented by:

LET'S DRAW...
an easter egg

1 2 3 4 5 6 Color It!

LET'S DRAW...
a chick

1 2 3 4 5 6 Color It!

Where is the Easter Bunny?
The Easter Bunny is hiding from you! Find him by solving the clues.

Butterfly Mountain
Candy Creek
Chocolate Factory
Easter Egg Field
Chick's Coop
Sunny Burrow
Carrot Patchfield
Sweet Tooth Tower

Name: _____

**solve the
mystery**



The Case of the Missing Easter Bunny

THE LIFETIME LEARNER

WHAT MAKES READING MYSTERIES UNIQUE?

Reading Mysteries aren't just a copy of Math Mysteries!

They have brand-new clues, focus on reading skills, and even feature a different conclusion to the mystery.

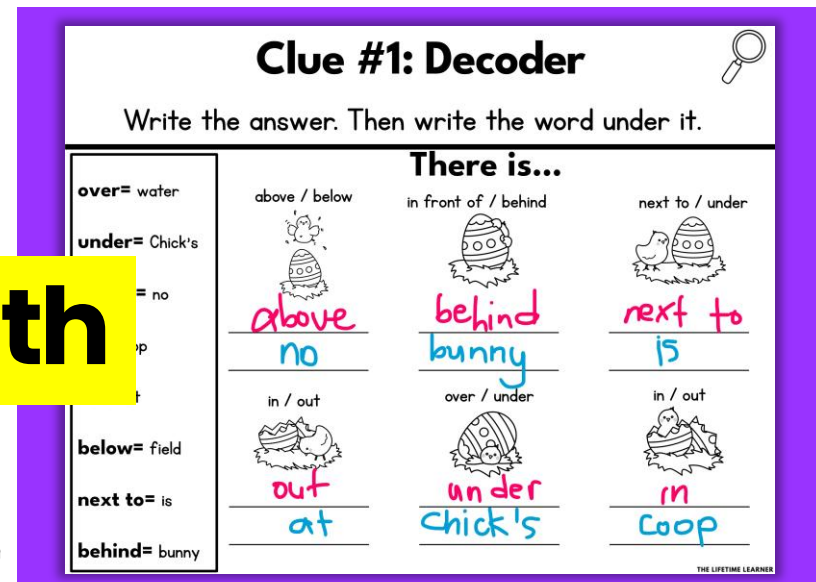
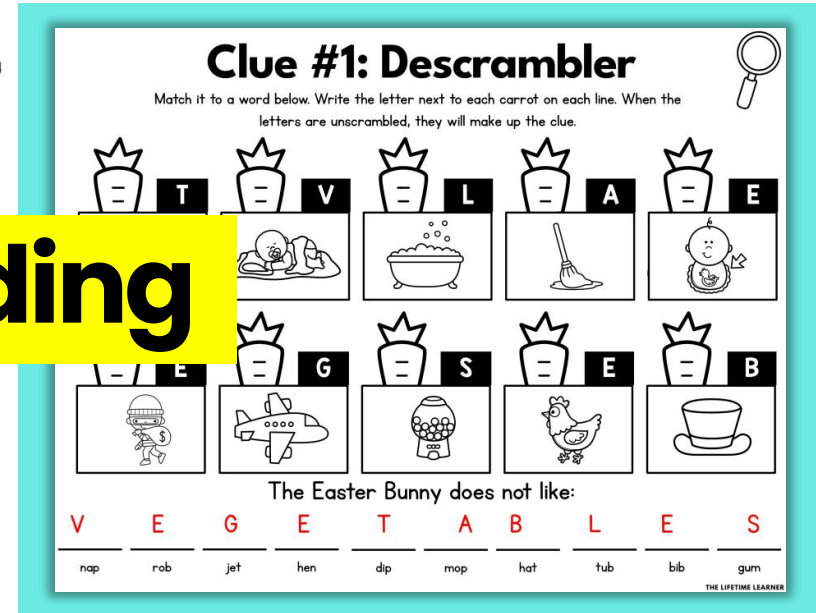
The only thing that stays the same is the list of suspects students start with!

So, if you have both, students can play during math and then again during reading for double the fun.

Reading

Example
of Clue 1

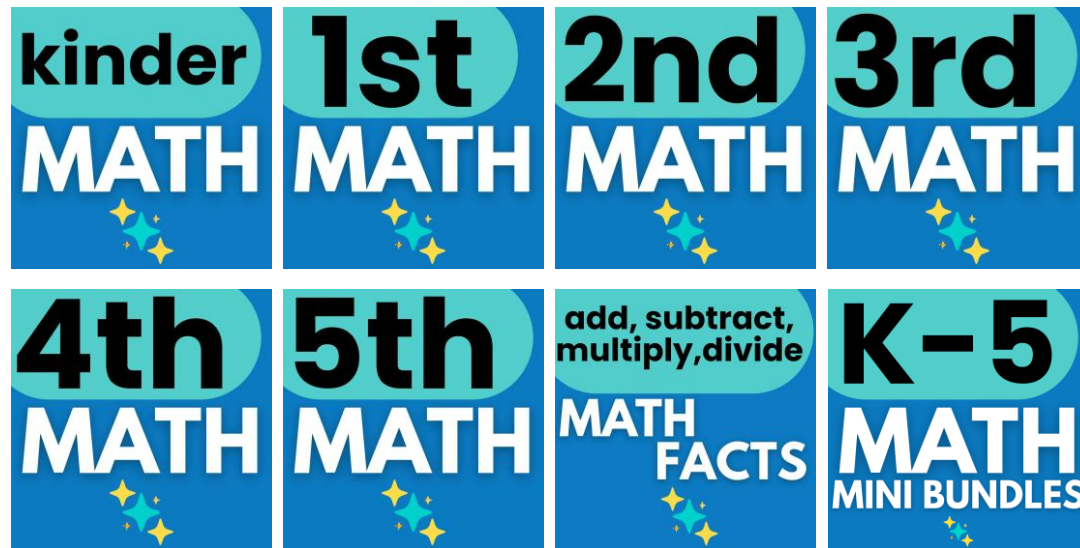
Math



KEEP THE FUN GOING!

GRAB A MATH MYSTERY:

Math Mysteries aren't just a copy of reading. They come with fresh clues, unique math challenges, and a new culprit, so students are solving an entirely different case!



MORE READING MYSTERIES:

Explore other grade levels to differentiate and keep every student engaged.



BUY A BUNDLE
TO SAVE BIG!

