

WHAT IS THIS?

Clue #1: Find It!
Circle the boxes that begin with the letter S.
Read the words you circled from left to right like a book to solve the clue.

Clue #2: Error Analysis
Does the uppercase and lowercase letter go together?
Put a check or an X next to each answer.

Clue #3: Color the Witch's House
Circle the answer for each and color in the picture.

Clue #4: Word Hunt

Answer Key Clue #5: Descrambler
What letter does each word start with?
Put that letter on the number blank at the bottom. Then, read the clue.



Who Stole the Candy?
As you solve each clue, cross out the suspects who did not take the candy. The suspect left at the end is the culprit!

 I like green candy. Witch	 I like marshmallows! Ghost	 I like red candy. Vampire	 I don't like candy. Monster
 I like candy corn. Spooky Bones	 I like green candy. Frankenstein	 I like chocolate candy. Mummy	 I like chocolate candy. Pumpkin Head

Name: _____

Students complete a series of clues to figure out who took the missing candy!

HOW TO PLAY



What Happened?

Oh no! You put down your trick-or-treat bag for a second and someone took it. It's your job to figure out who took the Halloween candy. Solve the clues to figure out the mystery!


1. Take a suspect list and then start solving each clue.
2. Each time you solve a clue, you will get closer to discovering who the culprit (thief) is!
3. Cross out wrong suspects each time you find out new information. Good luck!



Clue #1: Find It!

Circle the boxes that begin with the letter S.

Read the words you circled from left to right like a book to solve the clue.




Write the phrase on the line. Cross the wrong suspect off your list.

THE THIEF HAS A SMILE

Who Stole the Candy?

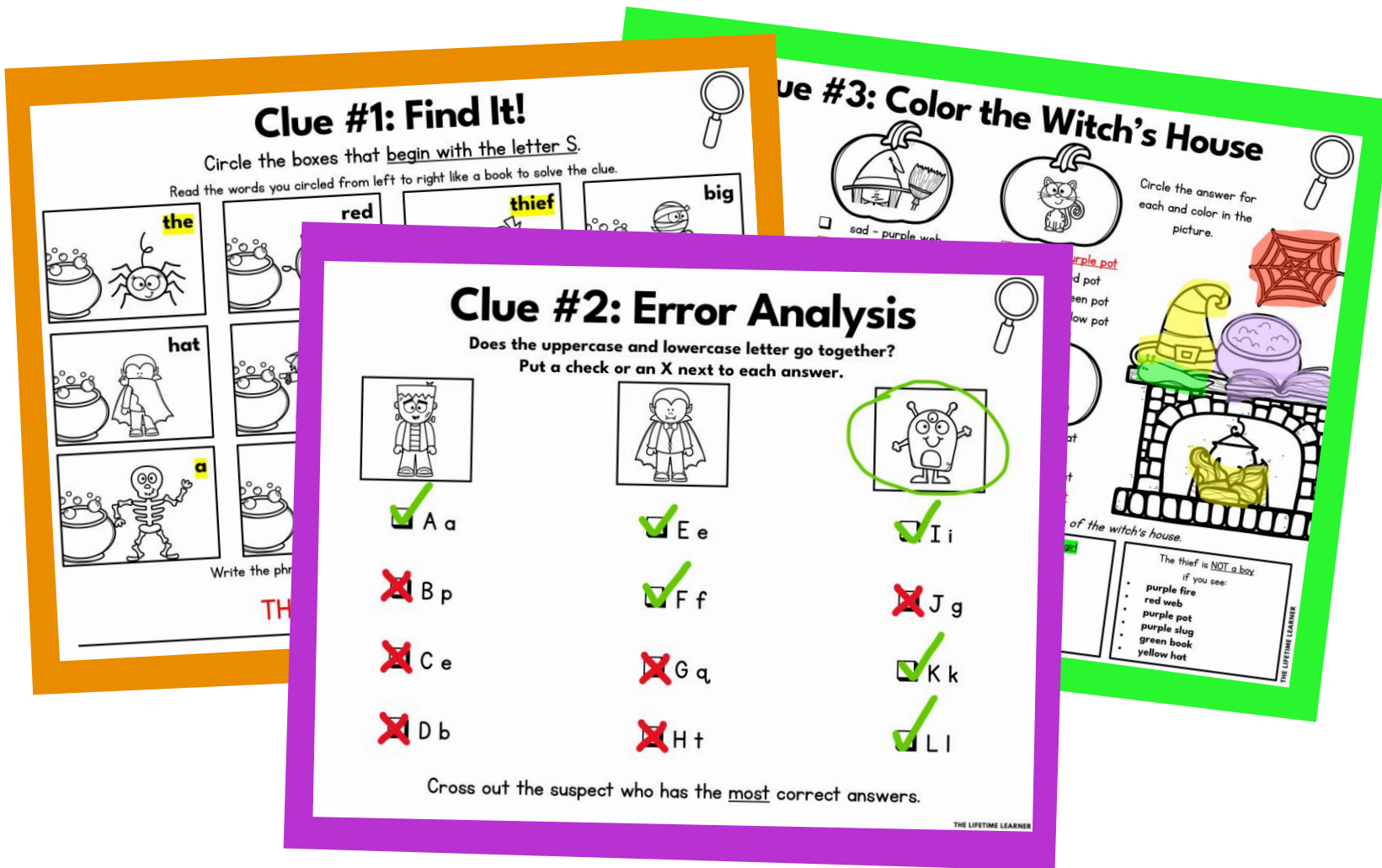
As you solve each clue, cross out the suspects who did not take the candy. The suspect left at the end is the culprit!



Name: _____

Each time students solve a clue, it will reveal what suspect to cross out. When all clues are completed, the mystery of the missing candy will be solved!

SKILL PRACTICE




Kinder Halloween Phonics Review:

- Beginning Sounds
- Upper And Lowercase Letters
- CVC Words Short A
- Short A Word Family Endings
- Letters A-Z

All clues focus on reviewing beginning of year phonics skills!

MULTIPLE VERSIONS



Clue #1: Find It!
Circle the boxes that begin with the letter S.
Read the words you circled from left to right like a book to solve the clue.

Clue #2: Error Analysis
Does the uppercase and lowercase letter go together?

Clue #3: Color the Witch's House
Circle the answer for each and color in the picture.

3 Clue Version

Clue	Options	Answer
1. The thief does NOT see	cat - purple fire, fat - red fire, rat - green fire, bat - red fire	cat - purple fire
2. The thief does NOT see	red fire, yellow web, purple pot, green slug, purple book, yellow hat	red fire
3. The thief does NOT see	yellow fire, red web, red pot, green slug, yellow book, purple hat	yellow fire
4. The thief does NOT see	yellow fire, red web, red pot, green slug, yellow book, purple hat	yellow fire

Clue #1: Find It!
Circle the boxes that begin with the letter S.
Read the words you circled from left to right like a book to solve the clue.

Clue #2: Error Analysis
Does the uppercase and lowercase letter go together?

Clue #3: Color the Witch's House
Circle the answer for each and color in the picture.

Clue #4: Word Hunt
Cross out pictures ending in -an.
The thief does have a nose

Answer Key Clue #5: Descrambler
What letter does each word start with?
Put that letter on the number blank at the bottom. Then, read the clue.

5 Clue Version

The thief has:

S H A R P T E E T H

1. 2. 3. 4. 5. 6. 7. 8. 9. 10.

Print & Digital Forms

Clue #4: Word Hunt

Cross out pictures ending in -an.
The thief does have a nose

What word is left? Write it on the line.

Clue #4: Word Hunt

Cross out pictures ending in -an.
The thief does have a nose

What word is left? Write it on the line.

Short & Long Options

CVC OPTION AVAILABLE




Differentiate within your small groups. Same clues. Same mystery. Different focus!

There is a version of the mystery included that reviews CVC Words (Short A, E, I, O, U).

FAST FINISHER ACTIVITY



**The Detective Agency sends
congratulations to:**





Lindsay
You solved the mystery!

11/2
Date

AW
Presented by:



THE LIFETIME LEARNER

LET'S DRAW...
a witch hat



THE LIFETIME LEARNER


LET'S DRAW...
a spider



THE LIFETIME LEARNER

If students finish early,
give them a
certificate of completion
and a **directed drawing**
to complete while others
continue working.

PHONICS MYSTERY BENEFITS



- No Prep
- Print and Digital Versions
- 3 & 5 Clue Options
- Fun and Engaging
- Easy to Differentiate
- Encourages Critical Thinking
- Aligns with Phonics Standards
- Perfect for Review Days
- 2 Versions: Phonics Review OR CVC Words. You can even mix/match clues to combine the 2 skills together.

Clue #3: Color the Witch's House

Circle the answer for each and color in the picture.

 <input type="checkbox"/> cat - purple fire <input type="checkbox"/> fat - red fire <input type="checkbox"/> rat - green fire <input checked="" type="checkbox"/> bat - yellow fire	 <input type="checkbox"/> sad - purple web <input checked="" type="checkbox"/> mad - red web <input type="checkbox"/> pad - green web <input type="checkbox"/> dad - yellow web	 <input checked="" type="checkbox"/> cat - purple pot <input type="checkbox"/> bat - red pot <input type="checkbox"/> fat - green pot <input type="checkbox"/> hat - yellow pot
 <input type="checkbox"/> rag - purple slug <input type="checkbox"/> tag - red slug <input checked="" type="checkbox"/> bag - green slug <input type="checkbox"/> wag - yellow slug	 <input checked="" type="checkbox"/> rat - purple book <input type="checkbox"/> mat - red book <input type="checkbox"/> sat - green book <input type="checkbox"/> pat - yellow book	 <input type="checkbox"/> bat - purple hat <input type="checkbox"/> cat - red hat <input type="checkbox"/> mat - green hat <input checked="" type="checkbox"/> hat - yellow hat

Choose the key below that matches how you colored the picture of the witch's house.

The thief does NOT like candy corn if you see: • red fire • yellow web • purple pot • green slug • purple book • yellow hat	The thief does NOT like chocolate if you see: • yellow fire • red web • red pot • green slug • yellow book • purple hat	The thief is NOT a girl if you see: • yellow fire • red web • purple pot • green slug • purple book • yellow hat	The thief is NOT a boy if you see: • purple fire • red web • purple pot • purple slug • green book • yellow hat
--	--	---	--

In K-I, this works well as a whole group lesson or in small groups at the teacher table.

Students will need teacher support to read & understand the clues/directions.

WHY TEACHERS LOVE THESE!

Ordinary phonics worksheets can be boring and unoriginal.

You want activities that are fun and engaging, but also rigorous and meaningful to student learning.

PHONICS MYSTERIES ARE EXACTLY WHAT YOU'VE BEEN LOOKING FOR!











Clue #1: Find It!
Circle the boxes that begin with the letter S.
Read the words you circled from left to right like a book to solve the clue.

Clue #2: Error Analysis
Does the uppercase and lowercase letter go together?
Put a check or an X next to each answer.

Clue #3: Color the Witch's House
Circle the answer for each and color in the picture.
cat - purple dice cat - purple web cat - purple net

Clue #4: Word Hunt

Answer Key Clue #5: Descrambler
What letter does each word start with?
Put that letter on the number blank at the bottom. Then, read the clue.

3. 	6. 	2. 	9. 	5. 
1. 	8. 	10. 	4. 	7. 

The thief has: S H A R P T E E T H

1. 2. 3. 4. 5. 6. 7. 8. 9. 10.

The Detective Agency sends congratulations to:

 **Lindsay**
You solved the mystery!

11/2 **SW**
Date Presented by:

LET'S DRAW... a witch hat

1.  2.  3. 
4.  5.  6.  Color It!



LET'S DRAW... a spider

1.  2.  3. 
4.  5.  6.  Color It!




Who Stole the Candy?
As you solve each clue, cross out the suspects who did not take the candy. The suspect left at the end is the culprit!

 I like green candy. Witch	 I like marshmallows. Ghost	 I like red candy. Vampire	 I don't like candy. Monster
 I like candy corn. Spooky Bones	 I like green candy. Frankenstein	 I like chocolate candy. Mummy	 I like chocolate candy. Pumpkin Head

Name: _____

solve the mystery



The Case of the Missing Candy

THE LIFETIME LEARNER

WHAT MAKES READING MYSTERIES UNIQUE?

Reading Mysteries aren't just a copy of Math Mysteries!

They have brand-new clues, focus on reading skills, and even feature a different conclusion to the mystery.

The only thing that stays the same is the list of suspects students start with!

So, if you have both, students can play during math and then again during reading for double the fun.

Reading

Example
of Clue 1

Math

Clue #1: Find It!

Circle the boxes that begin with the letter S.

Read the words you circled from left to right like a book to solve the clue.

 the	 red	 thief	 big
 has	 leg	 fang	
 a	 no	 frown	 smile






Write the phrase on the line. Cross the wrong suspect off your list.

THE THIEF HAS A SMILE

Clue #1: Fill in the Blank

Write the number. Then write the word under it.

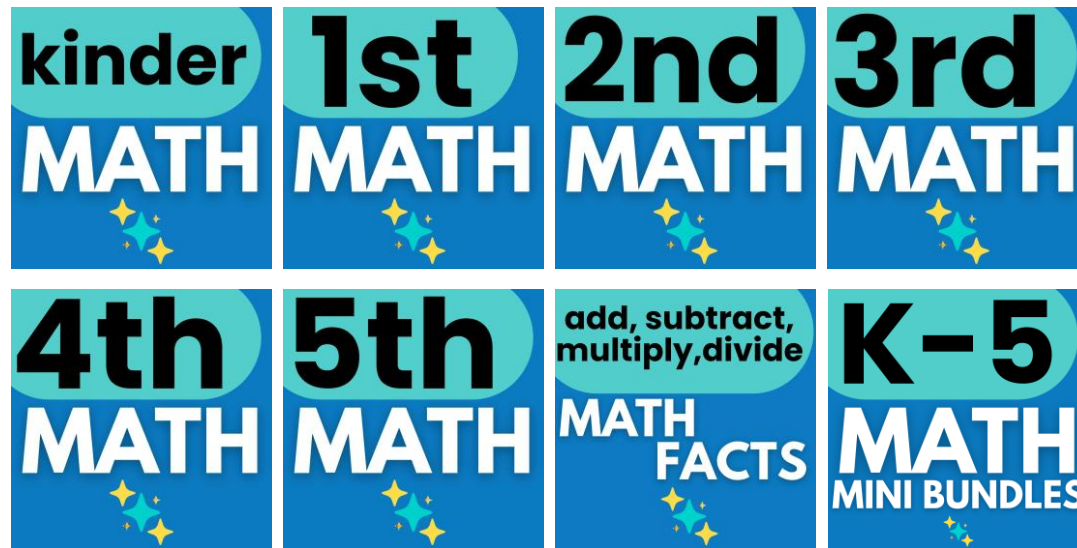
Whoever took the candy....

How many?  4 does	How many?  9 not	How many?  2 have
How many?  6 a	How many?  8 hat	

KEEP THE FUN GOING!

GRAB A MATH MYSTERY:

Math Mysteries aren't just a copy of reading. They come with fresh clues, unique math challenges, and a new culprit, so students are solving an entirely different case!



MORE READING MYSTERIES:

Explore other grade levels to differentiate and keep every student engaged.



**BUY A BUNDLE
TO SAVE BIG!**

