

# WHAT IS THIS?



**Clue #1: Descrambler**  
Look at the word. Match it to a rhyming word at the bottom. Write the letter next to each vine on each line. When the letters are unscrambled, they will make up the clue.

**Clue #2: Color the Mushrooms**  
What MIDDLE sound do the pictures have? Color in each mushroom. Then, read the bottom.

**Clue 3: Fill in the Blank**

**Clue #4: Count Them**  
Color in all of the rhyming pairs.

**Clue #5: Error Analysis**  
Do the words rhyme? Put a check or an X next to each answer.

The suspect with the most correct answers is the thief!

**solve the  
mystery**

**The Case of the Missing Wand**

THE LIFETIME LEARNER

**The Suspect List**

Read what the suspects had to say about where they were when the magic wand went missing.

 <b>Dragon</b> I was flying in the forest.	 <b>Fairy</b> I was flying in the garden.	 <b>Gnome</b> I was at my house.	 <b>Unicorn</b> I was in the forest.
 <b>Wizard</b> I was at the shop.	 <b>Monster</b> I was in the garden.	 <b>Witch</b> I was at my house.	 <b>Troll</b> I was at the shop.

Name: \_\_\_\_\_

THE LIFETIME LEARNER

Students complete a series of clues to figure out who took the missing wand!

# HOW TO PLAY

## What Happened?


Uh oh! Your new magic wand went missing and you don't know who took it! It's up to you to find out where your wand might be.







Solve each clue to figure out the mystery. Every time you solve a clue, you will get closer to discovering where the treasure is! Good luck!



## Clue #1: Descrambler

Look at the word. Match it to a rhyming word at the bottom. Write the letter next to each vine on each line. When the letters are unscrambled, they will make up the clue.



 lap nap	 hid lid	 cop mop
 pen ten	 run sun	 rat sat

The thief was not in the:

F	O	R	E	S	T
lid	ten	sat	sun	mop	nap

## The Suspect List

Read what the suspects had to say about where they were when the magic wand went missing.

 I was flying in the forest. <b>Dragon</b>	 I was flying in the garden. <b>Fairy</b>	 I was at my house. <b>Gnome</b>	 I was in the forest. <b>Unicorn</b>
 I was at the shop. <b>Wizard</b>	 I was in the garden. <b>Monster</b>	 I was at my house. <b>Witch</b>	 I was at the shop. <b>Troll</b>

Name: \_\_\_\_\_


Each time students solve a clue, it will reveal which suspect to cross out. When all clues are completed, the mystery of the magic wand will be solved!

# SKILL PRACTICE

## Rhyming CVC Words:







- Identifying Medial Sounds
- Rhyming CVC Pictures
- Rhyming Pairs
- Short A, E, I, O, U
- Error Analysis


**Clue #1: Descrambler**  
Look at the word. Match it to a rhyming word at the bottom. Write the letter next to each vine on each line. When the letters are unscrambled, they will make up the clue.



F      O  
lid      ter

**Clue #2: Color the Mushrooms**  
What MIDDLE sound do the pictures have? Color in each mushroom. Then, read the bottom.

					
E - color it green	U - color it green	O - color it green	A - color it green	I - color it green	O - color it green
I - color it yellow	A - color it yellow	U - color it yellow	I - color it yellow	U - color it yellow	E - color it yellow
O - color it blue	I - color it blue	A - color it blue	E - color it blue	A - color it blue	U - color it blue



What color mushrooms do you see? Find the key that matches for your next hint!

<ul style="list-style-type: none"><li>• 2 red mushrooms</li><li>• 1 blue mushroom</li><li>• 1 green mushroom</li><li>• 2 yellow mushrooms</li></ul> <p>The thief does not have a wand in their hand.</p>	<ul style="list-style-type: none"><li>• 1 red mushroom</li><li>• 2 blue mushrooms</li><li>• 2 green mushrooms</li><li>• 1 yellow mushroom</li></ul> <p>The thief does not have any horns.</p>	<ul style="list-style-type: none"><li>• 2 red mushrooms</li><li>• 1 blue mushroom</li><li>• 2 green mushrooms</li><li>• 1 yellow mushroom</li></ul> <p>The thief is animal with a long tail.</p>	<ul style="list-style-type: none"><li>• 1 red mushroom</li><li>• 2 blue mushrooms</li><li>• 1 green mushroom</li><li>• 2 yellow mushrooms</li></ul> <p>The thief has a hat on their head.</p>
--	---	--	---

**Clue #3: Fill in the Blank**

wings	fly	fairy	ship	took
the	wand	thief	feet	has

Then write the word in each box.

Word:

has

no

wings

each row to figure out the clue.

**All clues focus on reviewing rhyming words!**



# MULTIPLE VERSIONS



## Print & Digital Forms

### Clue #1: Descrambler

Look at the word. Match it to a rhyming word at the bottom. Write the letter next to each vine on each line. When the letters are unscrambled, they will make up the clue.

### Clue #2: Color the Mushrooms

What MIDDLE sound do the pictures have? Color in each mushroom. Then, read the bottom.

### Clue 3: Fill in the Blank

shop	wings	fly	fairy	ship	took
dragon	the	wand	horn	thief	fire
the					has

3 Clue  
Version

### Clue #1: Descrambler

Look at the word. Match it to a rhyming word at the bottom. Write the letter next to each vine on each line. When the letters are unscrambled, they will make up the clue.

### Clue #2: Color the Mushrooms

What MIDDLE sound do the pictures have? Color in each mushroom. Then, read the bottom.

### Clue 3: Fill in the Blank

shop	wings	fly	fairy	ship	took
------	-------	-----	-------	------	------

### Clue #4: Count Them

Color in all of the rhyming pairs.

### Clue #5: Error Analysis

Do the words rhyme? Put a check or an X next to each answer.

5 Clue  
Version

The suspect with the most correct answers is the thief!

### Clue #2: Color the Mushrooms

What MIDDLE sound do the pictures have? Color in each mushroom. Then, read the bottom.

A - color it red E - color it green I - color it yellow O - color it blue	E - color it red U - color it green A - color it yellow I - color it blue	I - color it red O - color it green U - color it yellow A - color it blue	O - color it red A - color it green I - color it yellow E - color it blue	E - color it red I - color it green U - color it yellow A - color it blue	A - color it red O - color it green E - color it yellow U - color it blue



What color mushrooms do you see? Find the key that matches.

<ul style="list-style-type: none"><li>2 red mushrooms</li><li>1 blue mushroom</li><li>1 green mushroom</li><li>2 yellow mushrooms</li></ul> <p>The thief does not have a wand in their hand.</p>	<ul style="list-style-type: none"><li>1 red mushroom</li><li>2 blue mushrooms</li><li>2 green mushrooms</li><li>1 yellow mushroom</li></ul> <p>The thief does not have any horns.</p>	<ul style="list-style-type: none"><li>2 red mushrooms</li><li>1 blue mushroom</li><li>2 green mushrooms</li><li>1 yellow mushroom</li></ul> <p>The thief is an animal with a long tail.</p>
--	---	---

### Clue #2: Color the Mushrooms

What MIDDLE sound do the pictures have? Color in each mushroom. Then, read the bottom.

A - color it red E - color it green I - color it yellow O - color it blue	E - color it red U - color it green A - color it yellow I - color it blue	I - color it red O - color it green U - color it yellow A - color it blue	O - color it red A - color it green I - color it yellow E - color it blue	E - color it red I - color it green U - color it yellow A - color it blue	A - color it red O - color it green E - color it yellow U - color it blue




What color mushrooms do you see? Find the key that matches for your next hint!

<ul style="list-style-type: none"><li>2 red mushrooms</li><li>1 blue mushroom</li><li>1 green mushroom</li><li>2 yellow mushrooms</li></ul> <p>The thief does not have a wand in their hand.</p>	<ul style="list-style-type: none"><li>1 red mushroom</li><li>2 blue mushrooms</li><li>2 green mushrooms</li><li>1 yellow mushroom</li></ul> <p>The thief does not have any horns.</p>	<ul style="list-style-type: none"><li>2 red mushrooms</li><li>1 blue mushroom</li><li>2 green mushrooms</li><li>1 yellow mushroom</li></ul> <p>The thief is an animal with a long tail.</p>	<ul style="list-style-type: none"><li>1 red mushroom</li><li>2 blue mushrooms</li><li>1 green mushroom</li><li>2 yellow mushrooms</li></ul> <p>The thief has a hat on their head.</p>
--	---	---	---

Short & Long Options

# CVC OPTION AVAILABLE



Differentiate within your small groups. Same clues. Same mystery. Different focus!


There is a version of the mystery included that reviews CVC Words (Short A, E, I, O, U).



# FAST FINISHER ACTIVITY



The Detective Agency sends  
congratulations to:



Lindsay

You solved the mystery!

11/2

Date


AW

Presented by:

THE LIFETIME LEARNER

LET'S DRAW...

a fairy



THE LIFETIME LEARNER

LET'S DRAW...

a frog prince




THE LIFETIME LEARNER

If students finish early,  
give them a  
certificate of completion  
and a directed drawing  
to complete while others  
continue working.

# PHONICS MYSTERY BENEFITS

- No Prep
- Print and Digital Versions
- 3 & 5 Clue Options
- Fun and Engaging
- Easy to Differentiate
- Encourages Critical Thinking
- Aligns with Phonics Standards
- Perfect for Review Days
- 2 Versions: Phonics Review OR CVC Words. You can even mix/match clues to combine the 2 skills together.



In K-1, this works well as a whole group lesson or in small groups at the teacher table.

Students will need teacher support to read & understand the clues/directions.

# WHY TEACHERS LOVE THESE!

Ordinary phonics worksheets can be boring and unoriginal.

You want activities that are fun and engaging, but also rigorous and meaningful to student learning.

**PHONICS MYSTERIES ARE EXACTLY WHAT YOU'VE BEEN LOOKING FOR!**

**Clue #1: Descrambler**  
Look at the word. Match it to a rhyming word at the bottom. Write the letter next to each vine on each line. When the letters are unscrambled, they will make up the clue.

**Clue #2: Color the Mushrooms**  
What MIDDLE sound do the pictures have? Color in each mushroom. Then, read the bottom.

**Clue #3: Fill in the Blank**

**Clue #4: Count Them**  
Color in all of the rhyming pairs.

**Clue #5: Error Analysis**  
Do the words rhyme? Put a check or an X next to each answer.

map and nap    sip and tip    hen and men  
bib and big    rat and mat    nut and nun  
van and tan    cub and tub    cop and top

The suspect with the most correct answers is the thief!

The Detective Agency sends congratulations to:

**Lindsay**

You solved the mystery!

11/2    **SW**

Date    Presented by:

LET'S DRAW...  
a fairy

1 2 3  
4 5 6

Color It!

LET'S DRAW...  
a frog prince

1 2 3  
4 5 6

Color It!

**The Suspect List**  
Read what the suspects had to say about where they were when the magic wand went missing.

**Dragon**    **Fairy**    **Gnome**    **Unicorn**  
**Wizard**    **Monster**    **Witch**    **Troll**

Name:

**solve the  
mystery**



**The Case of the Missing Wand**



# WHAT MAKES READING MYSTERIES UNIQUE?

Reading Mysteries aren't just a copy of Math Mysteries!

They have brand-new clues, focus on reading skills, and even feature a different conclusion to the mystery.

The only thing that stays the same is the list of suspects students start with!

So, if you have both, students can play during math and then again during reading for double the fun.


**Reading**

Example  
of Clue 1

**Math**

**Clue #1: Descrambler**

Look at the word. Match it to a rhyming word at the bottom. Write the letter next to each vine on each line. When the letters are unscrambled, they will make up the clue.



lap nap	hid lid	cop mop
pen ten	run sun	rat sat

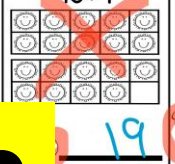
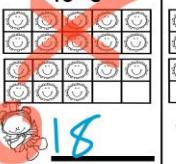

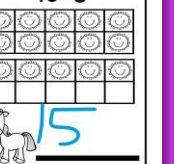




The thief was not in the:

F	O	R	E	S	T
lid	ten	sat	sun	mop	nap

THE LIFETIME LEARNER

**Clue #1:**

Write the answer on the lines. Cross out the 2 biggest answers.

$10+9$  19	$10+8$  18	$10+3$  13	$10+5$  15
$10+7$  17	$10+2$  12	$10+6$  16	$10+1$  11

Then, cross those suspects out on your recording sheet.

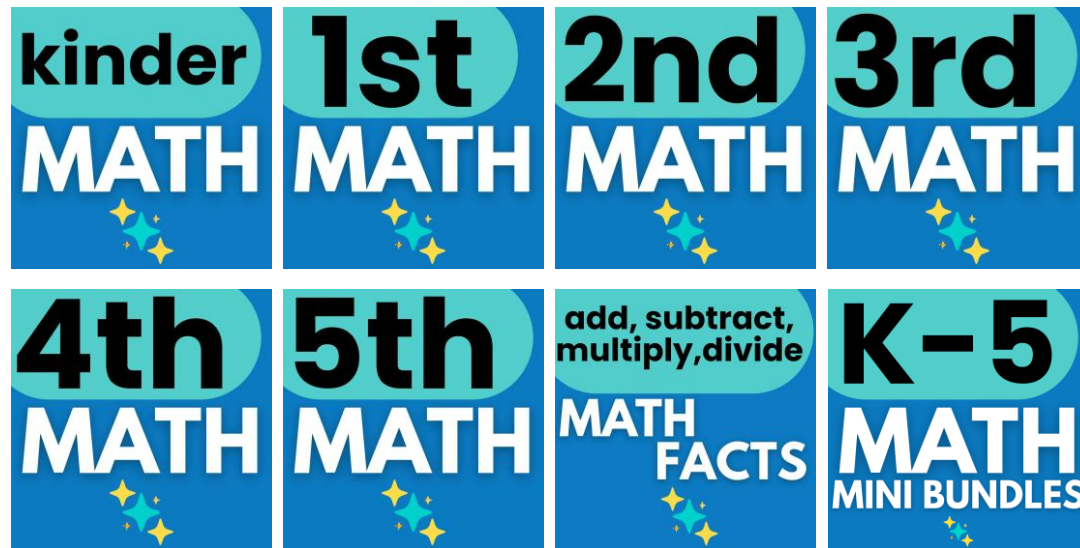
Name: \_\_\_\_\_

THE LIFETIME LEARNER

# KEEP THE FUN GOING!

## GRAB A MATH MYSTERY:

Math Mysteries aren't just a copy of reading. They come with fresh clues, unique math challenges, and a new culprit, so students are solving an entirely different case!



## MORE READING MYSTERIES:

Explore other grade levels to differentiate and keep every student engaged.



**BUY A BUNDLE  
TO SAVE BIG!**

