


WHAT IS THIS?



Clue #1: Error Analysis
Does the picture match the sound? Put a check or an X next to each answer.

Clue #2: Ending Sound Fish
Color the coral the same color as the fish they belong with.
Then, find the correct key at the bottom to solve the clue!

Clue #3: Find It!
Circle the boxes that start with "C" or "K".
Read the words you circled from left to right like a book to solve the clue.









Clue #4: Word Hunt

Clue #5: Descrambler
What letter is missing from each word? Choose a letter from the top.
Write the letter on each line. When the letters are unscrambled, they will make up the clue.

solve the mystery

The Case of the Scuba Diver

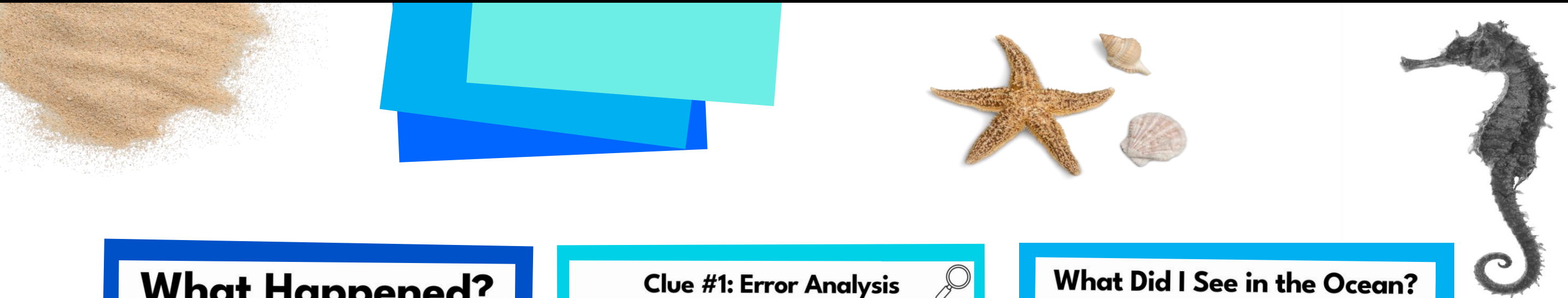
What Did I See in the Ocean?
Read the facts about each animal to help you solve the clues.

I have red fins.  Pufferfish	I have yellow tentacles.  Octopus	I have a blue nose.  Dolphin	I have green tentacles.  Jellyfish
I have red claws.  Crab	I have a blue tail.  Shark	I have a green shell.  Sea Turtle	I have a yellow face.  Seahorse

Name: _____

Students complete a series of clues to figure out what sea creature you saw!


HOW TO PLAY



What Happened?

On your scuba diving trip, you had a great time exploring the sea. The problem is that you don't know which type of ocean creature you saw! Now, you need to solve some clues to figure out which animal it was. Solve the mystery so you can tell your friends about your scuba adventure.













1. Take a list of sea animals and then start solving each clue.
2. Each time you solve a clue, you will get closer to discovering which animal you saw.
3. Cross out the wrong animals each time you find out new information. Good luck!



THE LIFETIME LEARNER









Clue #1: Error Analysis

Does the picture match the sound? Put a check or an X next to each answer.
Read the hint from the animal with the most correct answers.

Crab	Shark	Sea Turtle
		
<p>I have sharp claws. You did not see any sharp claws!</p>	<p>I have sharp teeth. You did not see any sharp teeth!</p>	<p>I have a green shell. You did not see a green shell.</p>
<p>Middle Sound of "a"</p>	<p>Middle Sound of "e"</p>	<p>Middle Sound of "i"</p>
<input checked="" type="checkbox"/> t  p	<input checked="" type="checkbox"/> w  b	<input checked="" type="checkbox"/> b  b
<input checked="" type="checkbox"/> m  p	<input checked="" type="checkbox"/> n  t	<input checked="" type="checkbox"/> l  g
<input checked="" type="checkbox"/> b  g	<input checked="" type="checkbox"/> h  n	<input checked="" type="checkbox"/> f  n

What Did I See in the Ocean?

Read the facts about each animal to help you solve the clues.

<p>I have red fins.</p>  Pufferfish	<p>I have yellow tentacles.</p>  Octopus	<p>I have a blue nose.</p>  Dolphin	<p>I have green tentacles.</p>  Jellyfish
<p>I have red claws.</p>  Crab	<p>I have a blue tail.</p>  Shark	<p>I have a green shell.</p>  Sea Turtle	<p>I have a yellow face.</p>  Seahorse

Name: _____

THE LIFETIME LEARNER

Each time students solve a clue, it will reveal what sea creature to cross out.
When all clues are completed, the mystery of the scuba diver will be solved!

SKILL PRACTICE

Beginning Middle

Ending Sounds Review:

- CVC Medial Sounds
- CVC Ending Sounds
- Onset & Rime
- Beginning Sounds Letters A-Z
- Matching Letters w/ Pictures
- Missing Letters

Clue #1: Error Analysis
Does the picture match the sound? Put a check or an X next to each answer.
Read the hint from the animal with the most correct answers.

I have sharp claws.
You did not see any sharp claws!

Crab

Middle Sound of "a"

☒ t p

☒ m p

☒ b g

Clue #2: Ending Sound Fish
Color the coral the same color as the fish they belong to.
Then, find the correct key at the bottom to solve the clue!

Ends with T green

Ends with G red

Cross out any blue creatures if there are:
• 6 green coral
• 4 red coral

Cross out any green creatures if there are:
• 4 green coral
• 6 red coral

Cross out any red creatures if there are:
• 5 green coral
• 5 red coral

Cross out any yellow creatures if there are:
• 7 green coral
• 3 red coral

Clue #3: Find It!
Circle the boxes that start with "C" or "K".
Read the words you circled from left to right like a book to solve the clue.

you

fins

did

not

see

tail

face

off your list.

All clues focus on reviewing beginning, middle, and ending sounds!

MULTIPLE VERSIONS



Print & Digital Forms

Clue #1: Error Analysis

Does the picture match the sound? Put a check or an X next to each answer.

Clue #2: Ending Sound Fish

Color the coral the same color as the fish they belong with. Then, find the correct key at the bottom to solve the clue!

Clue #3: Find It!

Circle the boxes that start with "C" or "K".
Read the words you circled from left to right like a book to solve the clue.

3 Clue Version

Clue #1: Error Analysis

Does the picture match the sound? Put a check or an X next to each answer.

Clue #2: Ending Sound Fish

Color the coral the same color as the fish they belong with. Then, find the correct key at the bottom to solve the clue!

Clue #3: Find It!

Circle the boxes that start with "C" or "K".
Read the words you circled from left to right like a book to solve the clue.

Clue #4: Word Hunt

Clue #5: Descrambler

What letter is missing from each word? Choose a letter from the top. Write the letter on each line. When the letters are unscrambled, they will make up the clue.

5 Clue Version

Clue #2: Ending Sound Fish

Color the coral the same color as the fish they belong with. Then, find the correct key at the bottom to solve the clue!

Ends with T green

Ends with G red

Cross out any blue creatures if there are:

- 6 green coral
- 4 red coral

Cross out any green creatures if there are:

- 4 green coral
- 6 red coral

Cross out any red creatures if there are:

- 8 green coral
- 8 red coral

Clue #2: Ending Sound Fish

Color the coral the same color as the fish they belong with. Then, find the correct key at the bottom to solve the clue!

Ends with T green

Ends with G red

Cross out any blue creatures if there are:

- 6 green coral
- 4 red coral

Cross out any green creatures if there are:

- 4 green coral
- 6 red coral

Cross out any red creatures if there are:

- 8 green coral
- 8 red coral

Cross out any yellow creatures if there are:

- 7 green coral
- 3 red coral

Short & Long Options

CVC OPTION AVAILABLE



What Did I See in the Ocean?
Read the facts about each animal to help you solve the clues.

I have red fins.  Pufferfish	I have yellow tentacles.  Octopus	I have a blue nose.  Dolphin	I have green tentacles.  Jellyfish
I have red claws.  Crab	I have a blue tail.  Shark	I have a green shell.  Sea Turtle	I have a yellow face.  Seahorse

Name: _____

Clue #1: Error Analysis
Does the picture match the word? Put a check or an X next to each answer.
Read the hint from the animal with the most correct answers.

Clue #2: Rhyming Fish
Color the coral the same color as the fish they belong with. Then, find the correct key at the bottom to solve the clue!

Clue #3: Find It!
Circle the boxes that start or end with **n**.
Read the words you circled from left to right like a book to solve the clue.

Clue #4: Word Hunt
Cross out the following pictures:
• rat • gas • cut • beg
• set • bug • fix • job
What shark picture is left? Write that word on the line.
This animal does not make a **nest**.

Clue #5: Descrambler
Look at the picture. Match it to a word below. Write the letter next to each wave on each line. When the letters are unscrambled, they will make up the clue.

S Q U I R T S I N K
bus bit men wag lip met top sad met jet


Differentiate within your small groups. Same clues. Same mystery. Different focus!

There is a version of the mystery included that reviews CVC Words (Short A, E, I, O, U).

FAST FINISHER ACTIVITY



The Detective Agency sends
congratulations to:



Lindsay


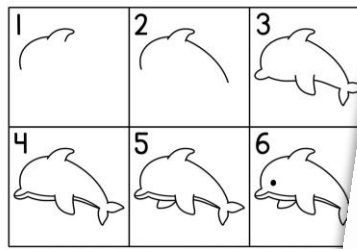
You solved the mystery!

11/2
Date

Presented by: *AW*

LET'S DRAW...


a dolphin



THE LIFETIME LEARNER

LET'S DRAW...


a fish




THE LIFETIME LEARNER

If students finish early,
give them a
certificate of completion
and a directed drawing
to complete while others
continue working.

PHONICS MYSTERY BENEFITS



- No Prep
- Print and Digital Versions
- 3 & 5 Clue Options
- Fun and Engaging
- Easy to Differentiate
- Encourages Critical Thinking
- Aligns with Phonics Standards
- Perfect for Review Days
- 2 Versions: Phonics Review OR CVC Words. You can even mix/match clues to combine the 2 skills together.



In K-I, this works well as a whole group lesson or in small groups at the teacher table.

Students will need teacher support to read & understand the clues/directions.

WHY TEACHERS LOVE THESE!

Ordinary phonics worksheets can be boring and unoriginal.

You want activities that are fun and engaging, but also rigorous and meaningful to student learning.

PHONICS MYSTERIES ARE EXACTLY WHAT YOU'VE BEEN LOOKING FOR!

Clue #1: Error Analysis
Does the picture match the sound? Put a check or an X next to each answer.
Read the hint from the animal with the most correct answers.

Clue #2: Ending Sound Fish
Color the coral the same color as the fish they belong with.
Then, find the correct key at the bottom to solve the clue!

Clue #3: Find It!
Circle the boxes that start with "C" or "K".
Read the words you circled from left to right like a book to solve the clue.

Clue #4: Word Hunt

Clue #5: Descrambler
What letter is missing from each word? Choose a letter from the top.
Write the letter on each line. When the letters are unscrambled, they will make up the clue.

U I S K R
T Q N I S

This animal:

S Q U I R T S
un ueen n t d g at 10 en it

I N K
r VP fa id

The Detective Agency sends congratulations to:

 **Lindsay**
You solved the mystery!

11/2 Date Presented by: SW








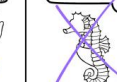
LET'S DRAW... a dolphin

1 2 3 4 5 6

LET'S DRAW... a fish


1 2 3 4 5 6

What Did I See in the Ocean?
Read the facts about each animal to help you solve the clues.

I have red fins.  Pufferfish	I have yellow tentacles.  Octopus	I have a blue nose.  Dolphin	I have green tentacles.  Jellyfish
I have red claws.  Crab	I have a blue tail.  Shark	I have a green shell.  Sea Turtle	I have a yellow face.  Seahorse

Name: _____

solve the mystery



The Case of the Scuba Diver

WHAT MAKES READING MYSTERIES UNIQUE?

Reading Mysteries aren't just a copy of Math Mysteries!

They have brand-new clues, focus on reading skills, and even feature a different conclusion to the mystery.

The only thing that stays the same is the list of suspects students start with!

So, if you have both, students can play during math and then again during reading for double the fun.













Reading

Example
of Clue 1

Math





















Clue #1: Error Analysis

Does the picture match the sound? Put a check or an X next to each answer.
Read the hint from the animal with the most correct answers.

Clue #1: Error Analysis	Clue #1: Error Analysis	Clue #1: Error Analysis
<p>I have sharp claws. You did not see any sharp teeth!</p>	<p>I have sharp teeth. You did not see any sharp teeth!</p>	<p>I have a green shell. You did not see a green shell.</p>
		
Middle Sound of "a"	Middle Sound of "e"	Middle Sound of "i"
<input checked="" type="checkbox"/> t  p	<input checked="" type="checkbox"/> w  b	<input checked="" type="checkbox"/> b  b
<input checked="" type="checkbox"/> m  p	<input checked="" type="checkbox"/> n  t	<input checked="" type="checkbox"/> l  g
<input checked="" type="checkbox"/> b  g	<input checked="" type="checkbox"/> h  n	<input checked="" type="checkbox"/> f  n

Clue #1: Sorting Fish

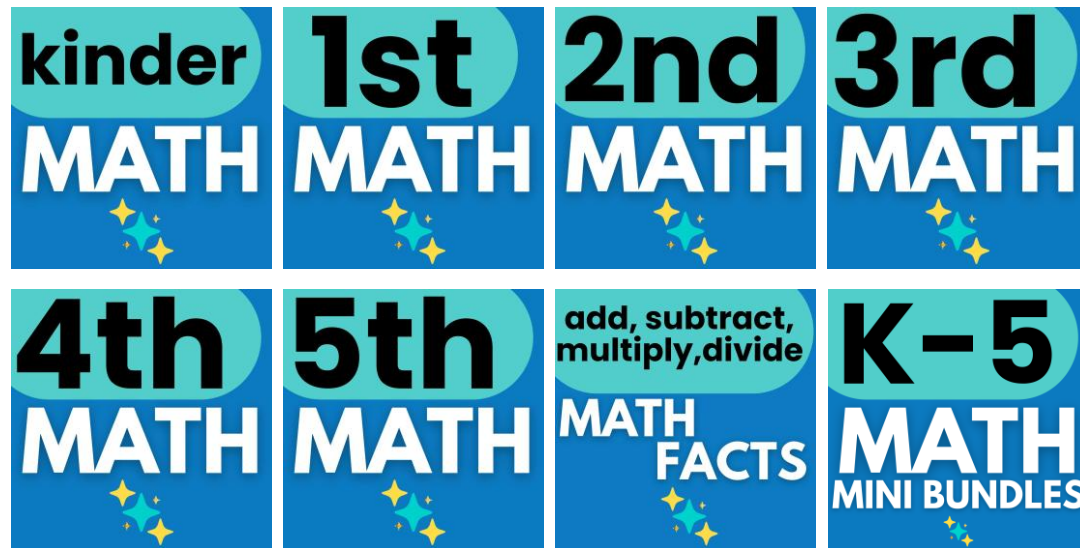
Solve each equation by crossing out the fish in the tanks. Color the fish the same color as the box they belong to.
Then, find the correct key at the bottom to solve the clue!

Clue #1: Sorting Fish	Clue #1: Sorting Fish	Clue #1: Sorting Fish	Clue #1: Sorting Fish	Clue #1: Sorting Fish
				
2 brown	3 purple	4 green	5 blue	
				
6-1 5	10-8 2	8-4 4	7-4 3	
				
7-3 4	6-3 3	9-7 2	8-3 5	
				
Cross out the red animals if there are:	Cross out the blue animals if there are:	Cross out the yellow animals if there are:	Cross out the green animals if there are:	
• 2 brown fish • 3 purple fish • 2 green fish • 3 blue fish	• 2 brown fish • 2 purple fish • 3 green fish • 3 blue fish	• 3 brown fish • 3 purple fish • 2 green fish • 2 blue fish	• 3 brown fish • 2 purple fish • 3 green fish • 2 blue fish	

KEEP THE FUN GOING!

GRAB A MATH MYSTERY:

Math Mysteries aren't just a copy of reading. They come with fresh clues, unique math challenges, and a new culprit, so students are solving an entirely different case!



MORE READING MYSTERIES:

Explore other grade levels to differentiate and keep every student engaged.



**BUY A BUNDLE
TO SAVE BIG!**

