

WHAT IS THIS?

Clue #1: Fill in the Blank

grass the hut looking is water

Clue #2: Right or Wrong?

Color each thumb in to show if you agree with each ending. Color it green for yes. Color it red for no.

-ub -ud -us

Clue #3: Multiple Choice

What is each beginning sound? Circle the right answer. Then read the bottom.

A. K B. V C. M D. T

Clue #4: Word Hunt

Circle the word that matches the picture.

A. V B. Y C. P D. B

Clue #5: Descrambler

Look at the picture. Match it to a word below. Write the letter next to each chest on each line. When the letters are unscrambled, they will make up the clue.

A O A R L

L M T C F

The chest is in a place that is: calm or flat









sun bud gum nut tug nun pup bus yum rug

solve the mystery

The Case of the Missing Treasure

Where's the Treasure?



As you solve each clue, cross out the places the treasure is not located. The location left at the end is where the treasure is.

 Jungle	 Beach	 Waterfall	 Volcano
 Cave	 River	 Mountains	 Beach Hut

Name: _____

Students complete a series of clues to figure out where the treasure is located!


HOW TO PLAY



What Happened?

Oh no! The treasure has been stolen by pirates and no one knows where it is located. Now, it's your job to search different locations to find the treasure and save the day!

1. Take a location list and start solving each clue.
2. Each time you solve a clue, you will get closer to discovering where the treasure is located.
3. Cross out wrong places each time you find new information. Good luck!



Clue #1: Fill in the Blank

grass	the	hut	looking	is	water
you	sit	up	not	for	green
hot	chest	inside	walk	down	are

Read each word below. Find the matching picture above. Then write the word in each box.

Word: bun	Word: pup	Word: hum
the	are	is
Word: tub	Word: mud	Word: cut
chest	looking	not
Word: hug	Word: sun	Word: jug
you	for	inside

When you are done, read the words in order from top to bottom ↓ in each row to figure out the clue.

Where's the Treasure?

As you solve each clue, cross out the places the treasure is not located. The location left at the end is where the treasure is.

Jungle	Beach	Waterfall	Volcano
Cave	River	Mountains	Beach Hut

Name: _____

Each time students solve a clue, it will reveal what place(s) to cross out.

When all clues are completed, the mystery of the pirate treasure will be solved!

SKILL PRACTICE

Clue #1: Fill in the Blank

grass	the	hut	looking	is	water
you	sit	for	green		
hot	chest				

Read each word below. Find the word that matches the picture.

Word:

bun the

tub chest

hug you

When you are done, read the words.

Clue #2: Right or Wrong?

Color each thumb in to show if you agree with each ending. Color it green for yes. Color it red for no.

-ub	-ud	-us
-un	-up	-ug
-ut	-um	-un

How many boxes were correct?

More green answers = The chest is not near any shells.
More red answers = The chest is not by any trees.

Clue #3: Multiple Choice

What is each beginning sound? Circle the right answer. Then read the bottom.

A. M

A. T
B. R
C. Z
D. K

A. M
B. A
C. V
D. I



How many Ds did you circle?
1 D = tree
2 Ds = spot
3 Ds = cave
4 Ds = hut

CVC Short U Review:

- Blending Short U Words
- Beginning Sounds
- Onset and Rime
- Sorting CVC Short U Words
- Rhyming Short U Words

All clues focus on reviewing short U words!

MULTIPLE VERSIONS



Clue #1: Fill in the Blank

grass the hut looking is water

Clue #2: Right or Wrong?

Color each thumb in to show if you agree with each ending. Color it green for yes. Color it red for no.

Clue #3: Multiple Choice

What is each beginning sound? Circle the right answer. Then read the bottom.

A K B M C W D T

A M B H C D A T B R

3 Clue Version

Circle how many you chose in each box below. Then, read the phrase to know what to cross out.

How many As did you circle? 1 A = not 2 As = up 3 As = is 4 As = run	How many Bs did you circle? 1 B = over 2 Bs = next 3 Bs = under 4 Bs = in	How many Cs did you circle? 1 C = hot 2 Cs = high 3 Cs = cold 4 Cs = bad	How many Ds did you circle? 1 D = tree 2 Ds = spot 3 Ds = cave 4 Ds = hut
--	---	--	---

Clue #1: Fill in the Blank

grass the hut looking is water

Clue #2: Right or Wrong?

Color each thumb in to show if you agree with each ending. Color it green for yes. Color it red for no.

Clue #3: Multiple Choice

What is each beginning sound? Circle the right answer. Then read the bottom.

Clue #4: Word Hunt

What is each beginning sound? Circle the right answer. Then read the bottom.

Clue #5: Descrambler

Look at the picture. Match it to a word below. Write the letter next to each chest on each line. When the letters are unscrambled, they will make up the clue.

A O A R L F

5 Clue Version

The chest is in a place that is: calm or flat

sun bud gum nut fug nun pup bus yum rug

River is the answer.

Print & Digital Forms

Clue #4: Word Hunt

Cross out these rhyming pairs:

- dug up a bug
- fun in the sun
- cub in a tub
- pup has cup

You will get _____ when you find the

What picture is left? Write the word on the line.

Hint: It is 3 letters long.

Clue #4: Word Hunt

Cross out these rhyming pairs:

- dug up a bug
- fun in the sun
- cub in a tub
- pup has cup


You will get **wet** when you find the chest.

What picture is left? Write the word on the line.

Hint: It is 3 letters long.


Short & Long Options

CVC OPTION AVAILABLE




Differentiate within your small groups. Same clues. Same mystery. Different focus!
There is a version of the mystery included that reviews CVC Words (Short A, E, I, O, U).

FAST FINISHER ACTIVITY



The Detective Agency sends
congratulations to:



Lindsay

You solved the mystery!

11/2

Date

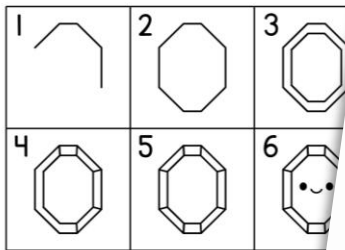
AW

Presented by:

THE LIFETIME LEARNER

LET'S DRAW...


a jewel



THE LIFETIME LEARNER

LET'S DRAW...


a mountain



THE LIFETIME LEARNER









If students finish early,
give them a
certificate of completion
and a directed drawing
to complete while others
continue working.

PHONICS MYSTERY BENEFITS



- No Prep
- Print and Digital Versions
- 3 & 5 Clue Options
- Fun and Engaging
- Easy to Differentiate
- Encourages Critical Thinking
- Aligns with Phonics Standards
- Perfect for Review Days
- 2 Versions: Phonics Review OR CVC Words. You can even mix/match clues to combine the 2 skills together.

Clue #3: Multiple Choice
What is each beginning sound? Circle the right answer. Then read the bottom.

 A. K B. <u>M</u> C. W D. T	 A. M B. <u>H</u> C. A D. P	 A. B B. D C. <u>E</u> D. J	 A. T B. <u>R</u> C. Z D. K
 A. W B. <u>Y</u> C. R D. E	 A. <u>C</u> B. N C. D D. A	 A. F B. P C. G D. <u>R</u>	 A. M B. A C. V D. <u>I</u>

Circle how many you chose in each box below. Then, read the phrase to know what to cross out.

How many As did you circle? 1 <u>A</u> = not 2 As = up 3 As = is 4 As = run	How many Bs did you circle? 1 B = over 2 Bs = next 3 Bs = under 4 <u>Bs</u> = in	How many Cs did you circle? 1 <u>C</u> = hot 2 Cs = high 3 Cs = cold 4 Cs = bad	How many Ds did you circle? 1 D = tree 2 <u>Ds</u> = spot 3 Ds = cave 4 Ds = hut
---	--	---	--

THE LIFETIME LEARNER

In K-I, this works well as a whole group lesson or in small groups at the teacher table.

Students will need teacher support to read & understand the clues/directions.

WHY TEACHERS LOVE THESE!

Ordinary phonics worksheets can be boring and unoriginal.

You want activities that are fun and engaging, but also rigorous and meaningful to student learning.

PHONICS MYSTERIES ARE EXACTLY WHAT YOU'VE BEEN LOOKING FOR!

Clue #1: Fill in the Blank

grass	the	hut	looking	is	water
you	sit	up	not	for	green

Clue #2: Right or Wrong?

Color each thumb in to show if you agree with each ending. Color it green for yes. Color it red for no.

-ub	-ud	-us
-----	-----	-----

Clue #3: Multiple Choice

What is each beginning sound? Circle the right answer. Then read the bottom.

Clue #4: Word Hunt

Clue #5: Descrambler

Look at the picture. Match it to a word below. Write the letter next to each chest on each line. When the letters are unscrambled, they will make up the clue.

A	O	A	R	L
L	M	T	C	F

The chest is in a place that is: calm or flat

sun bud gum nut tug nun pup bus yum rug

River is the answer.

The Detective Agency sends congratulations to:


Lindsay

You solved the mystery!

11/2 Date Presented by: **SW**


LET'S DRAW...
a jewel

1 2 3 4 5 6



LET'S DRAW...
a mountain

1 2 3 4 5 6



Where's the Treasure?

As you solve each clue, cross out the places the treasure is not located. The location left at the end is where the treasure is.

Jungle	Beach	Waterfall	Volcano
Cave	River	Mountains	Beach Hut

Name: _____

solve the mystery



The Case of the Missing Treasure

WHAT MAKES READING MYSTERIES UNIQUE?

Reading Mysteries aren't just a copy of Math Mysteries!

They have brand-new clues, focus on reading skills, and even feature a different conclusion to the mystery.

The only thing that stays the same is the list of suspects students start with!

So, if you have both, students can play during math and then again during reading for double the fun.

Reading

Example
of Clue 1

Math

Clue #1: Fill in the Blank

grass	the	hut	looking	is	water
you	sit	up	not	for	green
chest	inside	walk	down	are	

Find the matching picture above. Then write the word in each box.

Word: pup	Word: hum
tub	cut
hug	jug

When you are done, read the words in order from top to bottom ↓ in each row to figure out the clue.

Clue #1: Fill in the Blank

Write the number. Then write the word under it.

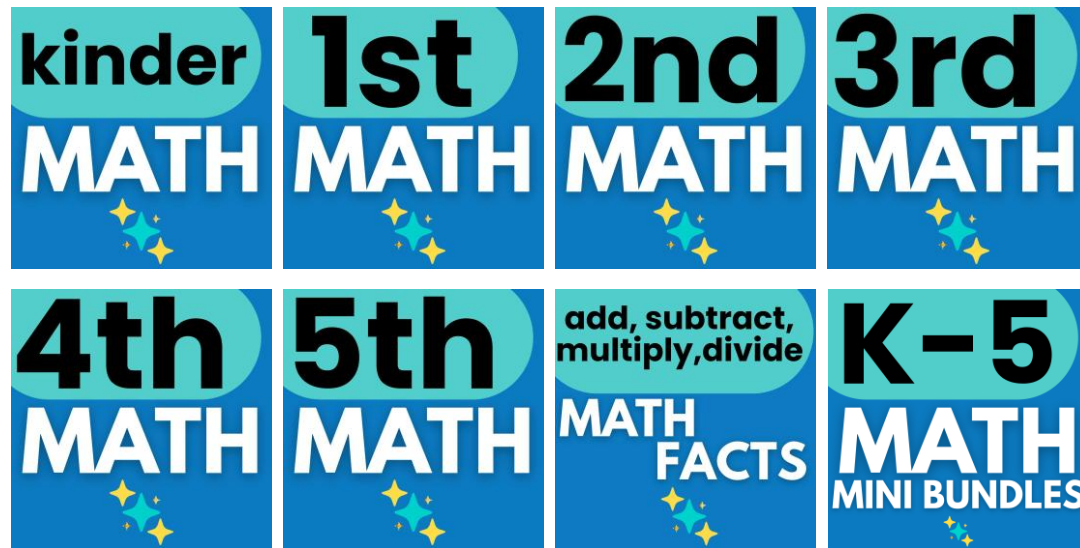
The treasure is ...

How many? 1= hot 2= water	How many? 6 10	How many? 3 9
How many? 7= cold 8= with 9= door 10= place	How many? 10 4 no	How many? place door

KEEP THE FUN GOING!

GRAB A MATH MYSTERY:

Math Mysteries aren't just a copy of reading. They come with fresh clues, unique math challenges, and a new culprit, so students are solving an entirely different case!



MORE READING MYSTERIES:

Explore other grade levels to differentiate and keep every student engaged.



BUY A BUNDLE
TO SAVE BIG!

