


# WHAT IS THIS?



**Clue #1: Fill in the Blank**

fork the with loaf not burger

**Clue #2: Right or Wrong**

Does the beginning sound match the picture? Color the thumb in to show if you agree.

a p x

**Clue #3: Sorting Tables**

Color the tables the same color as the cup they belong with. Then, find the correct key at the bottom to solve the clue!

red yellow blue

**Clue #4: Rhyming Restaurant**

Circle all the pairs that rhyme.

nap fan map pal  
ham ran tap pan  
mad

**Clue #5: Multiple Choice**

Tell what the ending is. Circle the right answer. Then read the bottom.

w n v d

A. -an B. -ap C. -ax D. -ag  
A. -ab B. -on C. -ap D. -at  
A. -as B. -on C. -ap D. -am  
A. -ad B. -al C. -ab D. -at

f d h m

A. -ax B. -at C. -am D. -an  
A. -am B. -ag C. -ad D. -an  
A. -at B. -as C. -ap D. -an  
A. -ag B. -al C. -ap D. -at

Circle how many you chose in each box below. Then, read the phrase to know what to cross out.

How many As did you circle?  
1 A = looks  
2 As = comes  
3 As = does  
4 As = is

How many Bs did you circle?  
1 B = straw  
2 Bs = come  
3 Bs = not  
4 Bs = plate

How many Cs did you circle?  
1 C = have  
2 Cs = eat  
3 Cs = fork  
4 Cs = glass

How many Ds did you circle?  
1 D = cheese  
2 Ds = fries  
3 Ds = ice  
4 Ds = crust

**solve the mystery**

**The Case of the Missing Dinner**

THE LIFETIME LEARNER

**Whose Food Is Missing?**

Solve the clues to figure out whose food has not come out from the kitchen yet.

 Aunt's Order	 Uncle's Order	 Mom's Order	 Dad's Order
 Brother's Order	 Sister's Order	 Grandma's Order	 Grandpa's Order

Name: \_\_\_\_\_

THE LIFETIME LEARNER

Students complete a series of clues to figure out whose dinner is missing!

# HOW TO PLAY



## What Happened?

Uh oh! Everyone ordered something for dinner at the restaurant...but one person's food is missing! Help describe to the waiter what the person was missing so they know what food to bring out.

1. Take a food list and then start solving each clue.
2. Each time you solve a clue, you will get closer to discovering whose food is missing.
3. Cross out wrong foods each time you find out new information. Good luck!

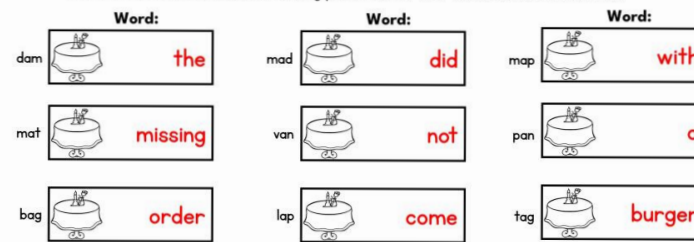


THE LIFETIME LEARNER

## Clue #1: Fill in the Blank



Read each word below. Find the matching picture above. Then write the word in each box.




When you are done, read the words in order from top to bottom ↓ in each row to figure out the clue.

THE LIFETIME LEARNER

## Whose Food Is Missing?

Solve the clues to figure out whose food has not come out from the kitchen yet.



Name: \_\_\_\_\_

THE LIFETIME LEARNER

Each time students solve a clue, it will reveal what foods to cross out.  
When all clues are completed, the mystery of the missing dinner will be solved!



# SKILL PRACTICE

**Clue #1: Fill in the Blank**

Read each word below. Find the word that matches the picture.

	fork		the		with		loaf		not		burger
	green		salad		meat		crust				
	order										

When you are done, read the words.

**Clue #2: Right or Wrong**

Does the beginning sound match the picture? Color the thumb in to show if you agree.

	a		p		x
	b		y		c
	z		s		b

In each box, color a thumbs up or a thumbs down to show if the picture is correct.

How many pictures were correct? Read the right hint below. Cross two people out.

1 Correct = It did not come with a sundae.	5 Correct = It did not come with ice.
2 Correct = It did not come with a milkshake.	6 Correct = It did not come with salad.
3 Correct = It did not come with a drink.	7 Correct = It did not come with a fork.
4 Correct = It did not come in a bowl.	8 Correct = It did not come with a glass.

**Clue #3: Sorting Tables**

Sort the same color as the cup they belong with. Then, find the correct key at the bottom to solve the clue!

What kids

red

yellow

blue

animals

ran

jam

ram

can

ss out anyone with pasta if there are:

red tables

yellow tables

blue tables

## CVC Short A Review:

- Blending Short A Words
- Beginning Sounds
- Onset and Rime
- Sorting CVC Short A Words
- Rhyming Short A Words

**All clues focus on reviewing short A words!**

# MULTIPLE VERSIONS



## Print & Digital Forms

**Clue #1: Fill in the Blank**  
Does the beginning sound match the picture? Color the thumb in to show if you agree.

**Clue #2: Right or Wrong**  
Does the beginning sound match the picture? Color the thumb in to show if you agree.

**Clue #3: Sorting Tables**  
Color the tables the same color as the cup they belong with. Then, find the correct key at the bottom to solve the clue.

**3 Clue Version**

Cross out anyone with ice if there are:  
• 3 red tables  
• 4 yellow tables  
• 3 blue tables

Cross out anyone with lettuce if there are:  
• 4 red tables  
• 3 yellow tables  
• 3 blue tables

Cross out anyone with pasta if there are:  
• 3 red tables  
• 3 yellow tables  
• 4 blue tables

**Clue #1: Fill in the Blank**  
Does the beginning sound match the picture? Color the thumb in to show if you agree.

**Clue #2: Right or Wrong**  
Does the beginning sound match the picture? Color the thumb in to show if you agree.

**Clue #3: Sorting Tables**  
Color the tables the same color as the cup they belong with. Then, find the correct key at the bottom to solve the clue.

**Clue #4: Rhyming Restaurant**  
Circle all the pairs that rhyme.

**Clue #5: Multiple Choice**  
Tell what the ending is. Circle the right answer. Then read the bottom.

**5 Clue Version**

Circle how many As did you circle?  
1 A = looks  
2 As = comes  
3 As = does  
4 As = is

How many Bs did you circle?  
1 B = straw  
2 Bs = come  
3 Bs = not  
4 Bs = plate

How many Cs did you circle?  
1 C = have  
2 Cs = eat  
3 Cs = fork  
4 Cs = glass

How many Ds did you circle?  
1 D = cheese  
2 Ds = fries  
3 Ds = ice  
4 Ds = crust

**Clue #5: Multiple Choice**  
Tell what the ending is. Circle the right answer. Then read the bottom.

Circle how many you chose in each box below. Then, read the phrase to know what to cross out.

How many As did you circle?  
1 A = looks  
2 As = comes  
3 As = does  
4 As = is

How many Bs did you circle?  
1 B = straw  
2 Bs = come  
3 Bs = not  
4 Bs = plate

How many Cs did you circle?  
1 C = have  
2 Cs = eat  
3 Cs = fork  
4 Cs = glass

**Clue #5: Multiple Choice**  
Tell what the ending is. Circle the right answer. Then read the bottom.

Circle how many you chose in each box below. Then, read the phrase to know what to cross out.

How many As did you circle?  
1 A = looks  
2 As = comes  
3 As = does  
4 As = is

How many Bs did you circle?  
1 B = straw  
2 Bs = come  
3 Bs = not  
4 Bs = plate


How many Cs did you circle?  
1 C = have  
2 Cs = eat  
3 Cs = fork  
4 Cs = glass

How many Ds did you circle?  
1 D = cheese  
2 Ds = fries  
3 Ds = ice  
4 Ds = crust

## Short & Long Options



# CVC OPTION AVAILABLE



### Whose Food Is Missing?

Solve the clues to figure out whose food has not come out from the kitchen yet.

 Aunt's Order	 Uncle's Order	 Mom's Order	 Dad's Order
 Brother's Order	 Sister's Order	 Grandma's Order	 Grandpa's Order

Name: \_\_\_\_\_

### Clue #1: Fill in the Blank

Read each word below. Find the matching picture above. Then write the word in each box.

fork	the	with	leaf	not
green	salad	plate	ice	a
order	meat	come	missing	sweet

Word: \_\_\_\_\_

pop \_\_\_\_\_ cub \_\_\_\_\_ did \_\_\_\_\_ mat \_\_\_\_\_

hit \_\_\_\_\_ missing \_\_\_\_\_ sun \_\_\_\_\_ not \_\_\_\_\_ tan \_\_\_\_\_

tag \_\_\_\_\_ order \_\_\_\_\_

When you are done, read \_\_\_\_\_

### Clue #2: Right or Wrong

Does the picture match the word? Color the thumb to show if you agree.

cat	dog	dot
10	ten	fan
web	pom	sun

### Clue #3: Sorting Tables

Color the tables the same color as the cup they belong with. Then find the correct key at the bottom to solve the clue!

red feelings	yellow food	blue animals
pig	mad	gum
ut	sob	rat
ross out anyone with	ross out anyone with	ross out anyone with

Ice if there are \_\_\_\_\_

Cross out anyone with \_\_\_\_\_

Cross out anyone with \_\_\_\_\_

### Clue #4: Rhyming Restaurant

Circle all the pairs that rhyme.

pen	hot	fog
hen	dot	nod
map	lip	fun
gap	hip	bun
cat	fib	
cab	bib	



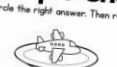

How many rhyming pairs are there in the picture? Circle the answer below. Then, write the word on the line.

- 6 = pizza
- 7 = sweet treat
- 8 = sandwich
- 9 = water

The missing order comes with a \_\_\_\_\_ sweet treat \_\_\_\_\_.

### Clue #5: Multiple Choice

Tell what word each picture shows. Circle the right answer. Then read the bottom.

			
A. rip B. rap C. ran D. red	A. ran B. cub C. rap D. red	A. jam B. jet C. jag D. jut	A. pol B. pan C. pad D. pat

Circle how many you chose in each box below. Then, read the phrase to know what to cross out.

How many As did you circle? 1 A = looks 2 As = comes 3 As = does 4 As = is	How many Bs did you circle? 1 B = straw 2 Bs = come 3 Bs = not 4 Bs = plate	How many Cs did you circle? 1 C = have 2 Cs = eat 3 Cs = fork 4 Cs = glass	How many Ds did you circle? 1 D = cheese 2 Ds = fries 3 Ds = ice 4 Ds = crust
--	---	--	---

Differentiate within your small groups. Same clues. Same mystery. Different focus!


There is a version of the mystery included that reviews CVC Words (Short A, E, I, O, U).



# FAST FINISHER ACTIVITY



The Detective Agency sends  
congratulations to:



Lindsay

You solved the mystery!

11/2



Date

AW

Presented by:


LET'S DRAW...

noodles



LET'S DRAW...

a taco



If students finish early,  
give them a  
certificate of completion  
and a directed drawing  
to complete while others  
continue working.

# PHONICS MYSTERY BENEFITS



- No Prep
- Print and Digital Versions
- 3 & 5 Clue Options
- Fun and Engaging
- Easy to Differentiate
- Encourages Critical Thinking
- Aligns with Phonics Standards
- Perfect for Review Days
- 2 Versions: Phonics Review OR CVC Words. You can even mix/match clues to combine the 2 skills together.

**Clue #4: Rhyming Restaurant**

Circle all the pairs that rhyme.

fan ran  
map tap  
jam ham  
wax cab  
bag rag  
lap lab  
tag wag  
mat pat  
mad sad  
pal pan

How many rhyming pairs are there in the picture?  
Circle the answer below. Then, write the word on the line.

• 6 = pizza • 8 = sandwich  
• 7 = sweet treat • 9 = water

The missing order comes with a  
sweet treat

THE LIFETIME LEARNER

In K-I, this works well as a whole group lesson or in small groups at the teacher table.

Students will need teacher support to read & understand the clues/directions.



# WHY TEACHERS LOVE THESE!

Ordinary phonics worksheets can be boring and unoriginal.

You want activities that are fun and engaging, but also rigorous and meaningful to student learning.

**PHONICS MYSTERIES ARE EXACTLY WHAT YOU'VE BEEN LOOKING FOR!**

**Clue #1: Fill in the Blank**

fork the with loaf not not not

**Clue #2: Right or Wrong**

Does the beginning sound match the picture? Color the thumb in to show if you agree.

a p x

**Clue #3: Sorting Tables**

Color the tables the same color as the cup they belong with. Then, find the correct key at the bottom to solve the clue!

**Clue #4: Rhyming Restaurant**

Circle all the pairs that rhyme.

fan map tap pal

**Clue #5: Multiple Choice**

Tell what the ending is. Circle the right answer. Then read the bottom.

**w**

A. -an  
B. -ap  
C. -ax  
D. -ag

**n**

A. -ab  
B. -ap  
C. -ad  
D. -at

**v**

A. -as  
B. -ap  
C. -ap  
D. -am

**d**

A. -ad  
B. -ab  
C. -at  
D. -at

**f**

A. -ax  
B. -at  
C. -am  
D. -an

**d**

A. -am  
B. -ag  
C. -ad  
D. -an

**h**

A. -at  
B. -as  
C. -ap  
D. -an

**m**

A. -ag  
B. -al  
C. -ap  
D. -at

Circle how many you chose in each box below. Then, read the phrase to know what to cross out.

How many As did you circle?  
1 A = looks  
2 As = comes  
3 As = does  
4 As = is

How many Bs did you circle?  
1 B = straw  
2 Bs = come  
3 Bs = not  
4 Bs = plate

How many Cs did you circle?  
1 C = have  
2 Cs = eat  
3 Cs = fork  
4 Cs = glass

How many Ds did you circle?  
1 D = cheese  
2 Ds = fries  
3 Ds = ice  
4 Ds = crust

The Detective Agency sends congratulations to:

**Lindsay**

You solved the mystery!

11/2 Date Presented by: **AW**

LET'S DRAW...

noodles

1 2 3  
4 5 6

THE LIFETIME LEARNER

LET'S DRAW...

a taco

1 2 3  
4 5 6

THE LIFETIME LEARNER

**Whose Food Is Missing?**

Solve the clues to figure out whose food has not come out from the kitchen yet.

Aunt's Order Uncle's Order Mom's Order Dad's Order

Brother's Order Sister's Order Grandma's Order Grandpa's Order

Name: \_\_\_\_\_

**solve the mystery**

The Case of the Missing Dinner

THE LIFETIME LEARNER



# WHAT MAKES READING MYSTERIES UNIQUE?

Reading Mysteries aren't just a copy of Math Mysteries!

They have brand-new clues, focus on reading skills, and even feature a different conclusion to the mystery.

The only thing that stays the same is the list of suspects students start with!

So, if you have both, students can play during math and then again during reading for double the fun.

**Reading**

Example  
of Clue 1

**Math**

**Clue #1: Fill in the Blank**

fork	the	with	loaf	not	burger
green	salad	plate	ice	a	crust
meat	come	missing	sweet	did	

Find the matching picture above. Then write the word in each box.

the	mad	did	map	with	
mat	missing	van	not	pan	a
bag	order	lap	come	tag	burger

When you are done, read the words in order from top to bottom in each row to figure out the clue.

**Clue #1: Milkshake and Ice Water**

Which number is bigger in each pair? Circle the bigger number.

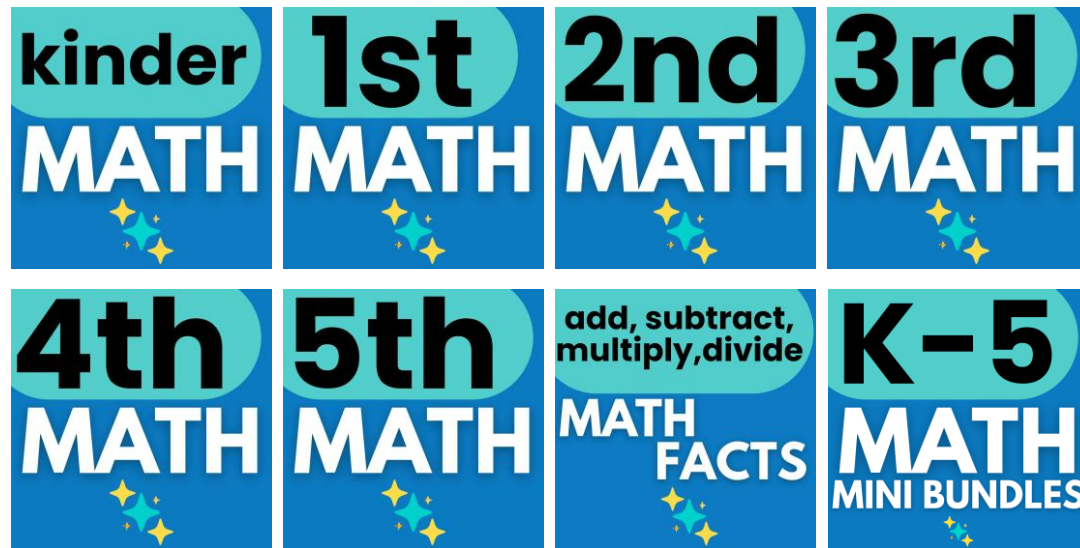
8	7	9	8
6	3	5	4
9	4	1	10
1	2	8	7

Which has more circles? Cross out anyone with that drink on your paper.

# KEEP THE FUN GOING!

## GRAB A MATH MYSTERY:

Math Mysteries aren't just a copy of reading. They come with fresh clues, unique math challenges, and a new culprit, so students are solving an entirely different case!



## MORE READING MYSTERIES:

Explore other grade levels to differentiate and keep every student engaged.



BUY A BUNDLE  
TO SAVE BIG!

