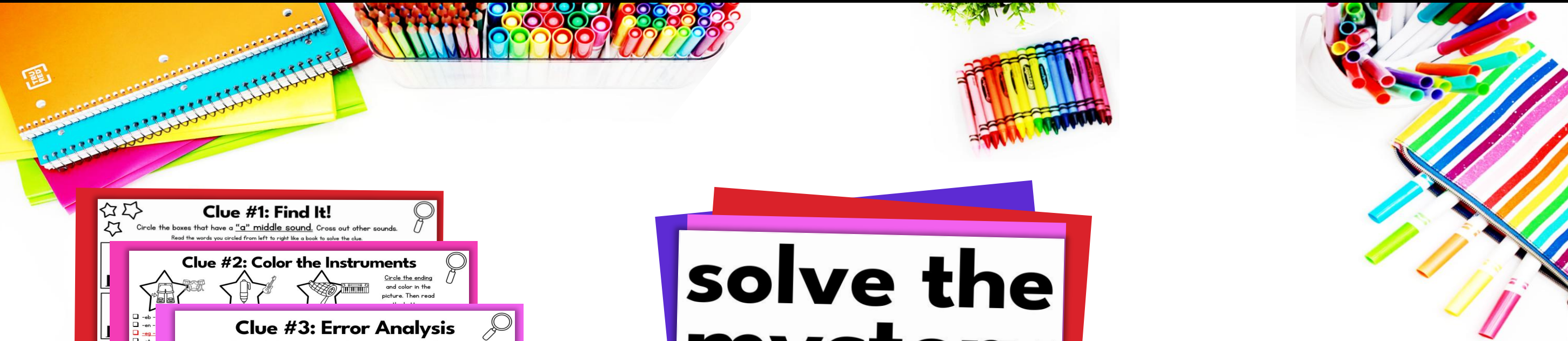



WHAT IS THIS?



solve the mystery



The Case of the Missing Instrument

THE LIFETIME LEARNER









Clue #1: Find It!
Circle the boxes that have a "a" middle sound. Cross out other sounds.
Read the words you circled from left to right like a book to solve the clue.

Clue #2: Color the Instruments
Circle the ending and color in the picture. Then read.

Clue #3: Error Analysis
Do the words rhyme? Put a check or an X next to each answer.
Read the hint from the kid with the most correct answers.

Clue #4: Word Hunt
Fill in the first letter of each word.

Clue #5: Descrambler
Look at the picture. Match it to a word below. Write the letter next to each star on each line. When the letters are unscrambled, they will make up the clue.


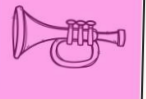
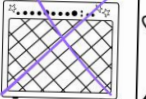





			
			

You do not have to

P L U G I T I N

nut yum sun fug bus bun cup hug

What Went Missing?
Figure out what musical instrument went missing by solving each clue.

 Keyboard	 Trumpet	 Amp	 Drum Set
 Acoustic Guitar	 Electric Guitar	 Speakers	 Microphone

Name: _____

Students complete a series of clues to figure out what instrument is missing!


HOW TO PLAY



What Happened?

Last night, you went to a rock concert. But as the band was playing, one of their instruments suddenly went missing! Now you have to figure out which instrument disappeared based on the clues.

1. Take a list of instruments and then start solving each clue.
2. Each time you solve a clue, you will get closer to discovering which instrument went missing.
3. Cross out wrong instruments each time you find out new information. Good luck!







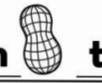







THE LIFETIME LEARNER

Clue #1: Find It!

Circle the boxes that have a "a" middle sound. Cross out other sounds.

Read the words you circled from left to right like a book to solve the clue.

 no	 yes	 amp	 stars
 play	 on	 drum	 this
 hit	 instrument	 hands	 slam



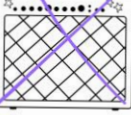



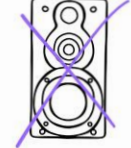

Write the phrase on the line. Cross the wrong instruments off your list.

no stars on this instrument

THE LIFETIME LEARNER

What Went Missing?

Figure out what musical instrument went missing by solving each clue.

 Keyboard	 Trumpet	 Amp	 Drum Set
 Acoustic Guitar	 Electric Guitar	 Speakers	 Microphone

Name: _____

THE LIFETIME LEARNER

Each time students solve a clue, it will reveal what instrument to cross out. When all clues are completed, the mystery of the missing instrument will be solved!

SKILL PRACTICE

CVC Words Review:

- CVC Short A, E, I, O, U
- Medial Sounds
- Word Families
- Onset and Rime
- Rhyming Words
- Blending Sounds
- Error Analysis

There are 2 versions:

Version #1: Mix of ALL Short Vowels on Each Page

Version #2: Focus on 1 Short Vowel Per Page

Clue #1: Find It!
Circle the boxes that have a "a" middle sound. Cross out other sounds.
Read the words you circled from left to right like a book to solve the clue.

Clue #3: Error Analysis
Do the words rhyme? Put a check or an X next to each answer.
Use the hint from the kid with the most correct answers.

Clue #2: Color the Instruments
Circle the ending and color in the picture. Then read the bottom.

Key:

Cross out 2-word instruments if the picture has: • 1 yellow • 2 red • 2 blue • 1 green	Cross out 1-word instruments if the picture has: • 2 yellow • 1 red • 2 blue • 1 green	Cross out black and white keys if the picture has: • 2 yellow • 2 red • 1 blue • 1 green	Cross out string instruments if the picture has: • 2 yellow • 1 red • 1 blue • 2 green
--	--	--	--

All clues focus on reviewing CVC words!

MULTIPLE VERSIONS



Print & Digital Forms

Clue #1: Find It!
Circle the boxes that have a "a" middle sound. Cross out other sounds.
Read the words you circled from left to right like a book to solve the clue.

Clue #2: Color the Instruments
Circle the ending and color in the

Clue #3: Error Analysis
Do the words rhyme? Put a check or an X next to each answer.
Read the hint from the kid with the most correct answers.

3 Clue Version

Cross out the instr...
Cross out the ...
Cross out the ...

mix and six

lip and lit rip and zip bit and pit

bin and bib lid and hid fin and him

Clue #1: Find It!
Circle the boxes that have a "a" middle sound. Cross out other sounds.
Read the words you circled from left to right like a book to solve the clue.

Clue #2: Color the Instruments
Circle the ending and color in the

Clue #3: Error Analysis
Do the words rhyme? Put a check or an X next to each answer.

Clue #4: Word Hunt
Fill in the first letter of each word.

Clue #5: Descrambler
Look at the picture. Match it to a word below. Write the letter next to each star on each line. When the letters are unscrambled, they will make up the clue.

5 Clue Version

You do not have to

P L U G I T I N

nuf yum sun fug bus bun cup hug

Clue #5: Descrambler
Look at the picture. Match it to a word below. Write the letter next to each star on each line. When the letters are unscrambled, they will make up the clue.

N L U I

P I T

You do not have to

P L U G I T I

nuf yum sun fug bus bun cu

Clue #5: Descrambler
Look at the picture. Match it to a word below. Write the letter next to each star on each line. When the letters are unscrambled, they will make up the clue.

N L U I

P I T G

You do not have to

P L U G I T I N



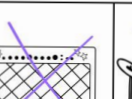
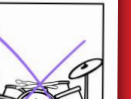


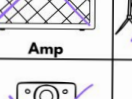
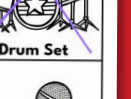
nuf yum sun fug bus bun cup hug

Short & Long Options

CVC OPTION AVAILABLE

What Went Missing?













Figure out what musical instrument went missing by solving each clue.

 Keyboard	 Trumpet	 Amp	 Drum Set
 Acoustic Guitar	 Electric Guitar	 Speakers	 Microphone

Name: _____










Clue #1: Find It!

Circle the boxes that have a "a" sound. Cross out the rest.
Read the words you circled from left to right like a book to solve the clue.

 bag	 top	 cub	 amp
 play	 can	 drum	 mop
 hit	 instrument	 hands	 fish

Clue #2: Color the Instruments

Circle the right answer and color in the picture. Then read the bottom.

 rat - color it red	 tip - color it yellow	 met - color it red
 sun - color it green	 zit - color it green	 wet - color it yellow
 set - color it blue	 pin - color it blue	 wet - color it blue

men - color it red
mad - color it yellow
mad - color it green
mat - color it blue

pin - color it red
pat - color it yellow
pat - color it green

big - color it red
jam - color it yellow
pig - color it yellow
jet - color it blue







Clue #3: Error Analysis

Does the picture match the word? Put a check or an X next to each answer.
Read the hint from the kid with the most correct answers.

Cross out the instruments you hold in your hand.









Cross out the instruments with strings.

Cross out the instruments you turn on.

 bit	 mop	 bag
 hid	 pat	 web

Clue #4: Word Hunt

Fill in the first letter of each word.

 b_ug	 _s_ip	 _f_in	 _r_ub
 _h_op	 _m_et	 _m_ap	 _j_et









What letter did you write the most? Circle it. Write word on line.

- J = drum
- M = floor
- H = box
- B = hand

It does not sit on the floor.

Clue #5: Descrambler

Look at the picture. Match it to a word below. Write the letter next to each star on each line. When the letters are unscrambled, they will make up the clue.

 hen	 pop	 pin	 rob
 map	 bun	 pen	 nut

You do not have to


P L U G I T I N

map pop pin nut bun pen oob hen


Differentiate within your small groups. Same clues. Same mystery. Different focus!

There is a version of the mystery included that reviews CVC Words (Short A, E, I, O, U).

FAST FINISHER ACTIVITY



The Detective Agency sends
congratulations to:



Lindsay


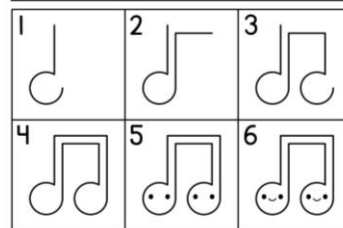
You solved the mystery!

11/2
Date

AW
Presented by:

LET'S DRAW...



a note



THE LIFETIME LEARNER

LET'S DRAW...

a tambourine



THE LIFETIME LEARNER






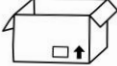


If students finish early,
give them a
certificate of completion
and a directed drawing
to complete while others
continue working.

PHONICS MYSTERY BENEFITS



- No Prep
- Print and Digital Versions
- 3 & 5 Clue Options
- Fun and Engaging
- Easy to Differentiate
- Encourages Critical Thinking
- Aligns with Phonics Standards
- Perfect for Review Days
- 2 Versions: Phonics Review OR CVC Words. You can even mix/match clues to combine the 2 skills together.

Clue #4: Word Hunt
Fill in the first letter of each word.

<u>m</u> _op 	<u>r</u> _ob 	<u>h</u> _og 	<u>r</u> _ot 
<u>p</u> _ot 	<u>b</u> _ox 	<u>d</u> _og 	<u>t</u> _op 

What letter did you write the most? Circle it. Write word on line.

• P = drum	• T = box
• R = floor	• M = hand

It does not sit on the floor _____

THE LIFETIME LEARNER

In K-1, this works well as a whole group lesson or in small groups at the teacher table.

Students will need teacher support to read & understand the clues/directions.

WHY TEACHERS LOVE THESE!

Ordinary phonics worksheets can be boring and unoriginal.

You want activities that are fun and engaging, but also rigorous and meaningful to student learning.

PHONICS MYSTERIES ARE EXACTLY WHAT YOU'VE BEEN LOOKING FOR!



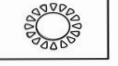





Clue #1: Find It!
Circle the boxes that have a "a" middle sound. Cross out other sounds.
Read the words you circled from left to right like a book to solve the clue.

Clue #2: Color the Instruments
Circle the ending and color in the picture. Then read the bottom.
red color it red green color it red red color it red

Clue #3: Error Analysis
Do the words rhyme? Put a check or an X next to each answer.
Read the hint from the kid with the most correct answers.

Clue #4: Word Hunt
Fill in the first letter of each word.

Clue #5: Descrambler
Look at the picture. Match it to a word below. Write the letter next to each star on each line. When the letters are unscrambled, they will make up the clue.

 N	 L	 U	 I
 P	 I	 T	 G

You do not have to

P	L	U	G	I	T	I	N
nut	yum	sun	tug	bus	bun	cup	hug

The Detective Agency sends congratulations to:




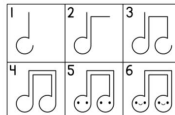
Lindsay

You solved the mystery!


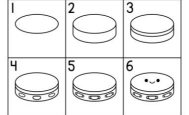
11/2 *AW*

Date Presented by:

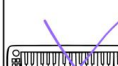

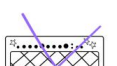

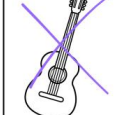

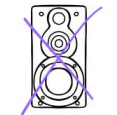

LET'S DRAW...
a note



LET'S DRAW...
a tambourine




What Went Missing?
Figure out what musical instrument went missing by solving each clue.

 Keyboard	 Trumpet	 Amp	 Drum Set
 Acoustic Guitar	 Electric Guitar	 Speakers	 Microphone

Name: _____

solve the mystery



The Case of the Missing Instrument

THE LIFETIME LEARNER

WHAT MAKES READING MYSTERIES UNIQUE?

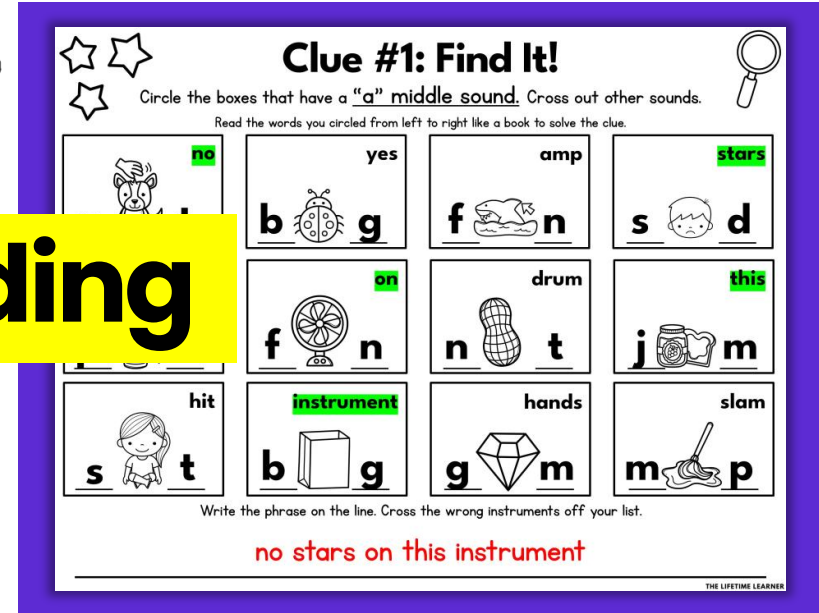
Reading Mysteries aren't just a copy of Math Mysteries!

They have brand-new clues, focus on reading skills, and even feature a different conclusion to the mystery.













The only thing that stays the same is the list of suspects students start with!

So, if you have both, students can play during math and then again during reading for double the fun.

Reading



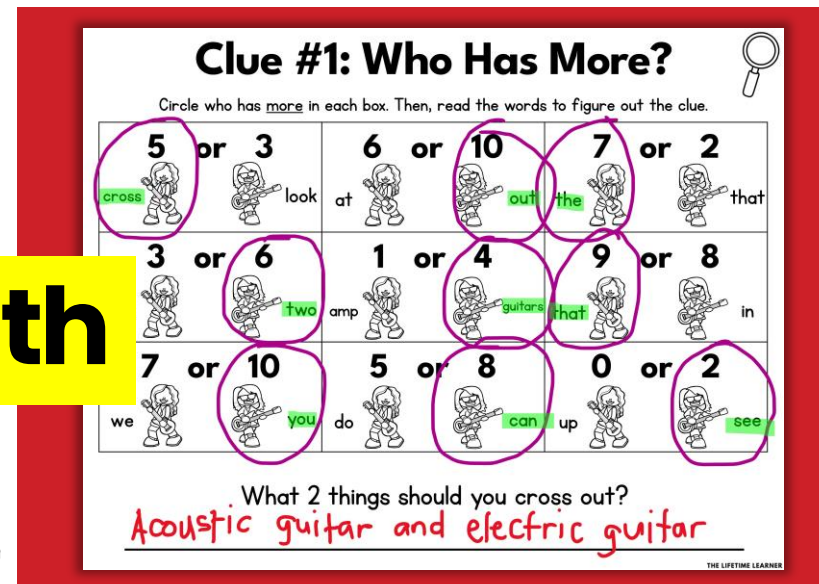
Clue #1: Find It!
Circle the boxes that have a "a" middle sound. Cross out other sounds.
Read the words you circled from left to right like a book to solve the clue.

 no	 yes	 amp	 stars
 b g	 f n	 drum	 this
 hit	 instrument	 hands	 slam









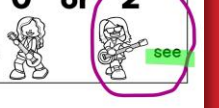






Write the phrase on the line. Cross the wrong instruments off your list.
no stars on this instrument

Example of Clue 1

Math



Clue #1: Who Has More?
Circle who has more in each box. Then, read the words to figure out the clue.

 5 or 3	 6 or 10	 7 or 2
 cross	 look at	 out the
 3 or 6	 1 or 4	 9 or 8
 two	 amp guitars that	 in
 7 or 10	 5 or 8	 0 or 2
you	do	can up see

What 2 things should you cross out?
Acoustic guitar and electric guitar

KEEP THE FUN GOING!

GRAB A MATH MYSTERY:

Math Mysteries aren't just a copy of reading. They come with fresh clues, unique math challenges, and a new culprit, so students are solving an entirely different case!



MORE READING MYSTERIES:

Explore other grade levels to differentiate and keep every student engaged.



**BUY A BUNDLE
TO SAVE BIG!**

