


WHAT IS THIS?



Clue #1 Safari Photos
Color the snapshots the same color as the camera they belong with. Then, find the correct key at the bottom to solve the clue!

Clue #2: Right or Wrong
Do the words rhyme? Color the thumb in to show if you agree.

Clue #3: Descrambler
Look at the picture. Match it to a word below. Write the letter next to each jeep on each line. When the letters are unscrambled, they will make up the clue.

Clue #4: Word Hunt
Fill in the first letter of each word.

Clue #5: Multiple Choice
Tell what word each picture shows. Circle the right answer. Then read the bottom.

Circle how many you chose in each box below. Then, read the phrase to know what to cross out.

How many As did you circle?
1 A = animal
2 As = has
3 As = swim
4 As = water

How many Bs did you circle?
1 B = is
2 Bs = bit
3 Bs = not
4 Bs = likes

How many Cs did you circle?
1 C = four
2 Cs = a
3 Cs = black
4 Cs = is

How many Ds did you circle?
1 D = skin
2 Ds = reptile
3 Ds = black
4 Ds = green

solve the mystery

The Case of the Safari Adventure

THE LIFETIME LEARNER

Where is the Safari Group?

Solve the clues to figure out where the safari group is currently located.


I have gray whiskers. Meerkat	I have black stripes. Tiger	I have green scales. Crocodile	I have gray skin. Elephant
I have brown spots. Giraffe	I have yellow fur. Lion	I have brown fur. Chimp	I have black stripes. Zebra

Name: _____

THE LIFETIME LEARNER

Students complete a series of clues to figure out where the safari group is!

HOW TO PLAY



What Happened?

On the day of your safari, you woke up to find your safari group missing! You need to figure out which animal they are with. Help figure out where your safari group is by solving clues and finding the right animal.

1. Take a list of safari animals and then start solving each clue.
2. Each time you solve a clue, you will get closer to discovering which animal your safari group is with.
3. Cross out wrong animals each time you find out new information. Good luck!



THE LIFETIME LEARNER

Clue #1 Safari Photos

Color the snapshots the same color as the camera they belong with. Then, find the correct key at the bottom to solve the clue!

red -id	green -in	yellow -ix	blue -it

They are not by an animal with a long neck if:

- 2 red
- 3 green
- 3 yellow
- 2 blue

They are not by an animal with a green tail if:

- 2 red
- 3 green
- 2 yellow
- 3 blue

They are not by an animal with a big trunk if:

- 3 red
- 3 green
- 2 yellow
- 2 blue

They are not by an animal with a banana if:

- 2 red
- 2 green
- 3 yellow
- 3 blue

THE LIFETIME LEARNER

Where is the Safari Group?

Solve the clues to figure out where the safari group is currently located.

 I have gray whiskers. Meerkat	 I have black stripes. Tiger	 I have green scales. Crocodile	 I have gray skin. Elephant
 I have brown spots. Giraffe	 I have yellow fur. Lion	 I have brown fur. Chimp	 I have black stripes. Zebra

Name: _____

THE LIFETIME LEARNER

Each time students solve a clue, it will reveal what animals to cross out.

When all clues are completed, the mystery of the safari group will be solved!

SKILL PRACTICE

Clue #1 Safari Photos

Color the snapshots the same color as the camera they belong with. Then, find the correct key at the bottom to solve the clue!

red -id

They are not by an animal with a long neck if:

- 2 red
- 3 green
- 3 yellow
- 2 blue

Clue #2: Right or Wrong

Do the words rhyme? Color the thumb in to show if you agree.

pig	dip	him
wig	bib	hid
six	big	hip
mix	dig	lip
zip	fin	tin
rip	win	tip

In each box, color a thumbs up or a thumbs down to show if the picture is correct.

How many pictures were correct?

1 Correct = Cross out trunks.
2 Correct = Cross out fur.
3 Correct = Cross out spots.
4 Correct = Cross out skin.

5 Correct = Cross out stripes.
6 Correct = Cross out cats.
7 Correct = Cross out short tails.
8 Correct = Cross out long tails.

Clue #3: Descrambler

Match the picture to a word below. Write the letter next to each jeep on each line. When the letters are unscrambled, they will make up the clue.

R A Y


dip pit pig

CVC Short A Review:

- Blending Short I Words
- Beginning Sounds
- Onset and Rime
- Sorting CVC Short I Words
- Rhyming Short I Words

All clues focus on reviewing short I words!

MULTIPLE VERSIONS



Print & Digital Forms

Clue #1 Safari Photos
Color the snapshots the same color as the camera they belong with. Then, find the correct key at the bottom to solve the clue!

Clue #2: Right or Wrong
Do the words rhyme? Color the thumb in to show if you agree.

Clue #3: Descrambler
Look at the picture. Match it to a word below. Write the letter next to each jeep on each line. When the letters are unscrambled, they will make up the clue.

3 Clue Version

The animal they are near:

I S N O T G R A Y

bib bit lid bin sit sip dip pit pig

Clue #1 Safari Photos
Color the snapshots the same color as the camera they belong with. Then, find the correct key at the bottom to solve the clue!

Clue #2: Right or Wrong
Do the words rhyme? Color the thumb in to show if you agree.

Clue #3: Descrambler
Look at the picture. Match it to a word below. Write the letter next to each jeep on each line. When the letters are unscrambled, they will make up the clue.

Clue #4: Word Hunt
Fill in the first letter of each word.

Clue #5: Multiple Choice
Tell what word each picture shows. Circle the right answer. Then read the bottom.

5 Clue Version

Circle how many you chose in each box below. Then, read the phrase to know what to cross out.

How many As did you circle?
1 A = animal
2 As = has
3 As = swim
4 As = water

How many Bs did you circle?
1 B = is
2 Bs = bit
3 Bs = not
4 Bs = likes

How many Cs did you circle?
1 C = four
2 Cs = a
3 Cs = the
4 Cs = is

How many Ds did you circle?
1 D = skin
2 Ds = reptile
3 Ds = black
4 Ds = green

Clue #2: Right or Wrong
Do the words rhyme? Color the thumb in to show if you agree.

pig	dip	him
wig	bib	hid
six	big	hip
mix	dig	lip
zip	fin	tin
rip	win	tip

In each box, color a thumbs up or a thumbs down to show if the picture is correct.

How many pictures were correct?

1 Correct = Cross out trunks.
2 Correct = Cross out fur.
3 Correct = Cross out spots.
4 Correct = Cross out skin.

5 Correct = Cross out stripes.
6 Correct = Cross out cats.
7 Correct = Cross out short tails.
8 Correct = Cross out long tails.

Clue #2: Right or Wrong
Do the words rhyme? Color the thumb in to show if you agree.

pig	dip	him
wig	bib	hid
six	big	hip
mix	dig	lip
zip	fin	tin
rip	win	tip

In each box, color a thumbs up or a thumbs down to show if the picture is correct.


How many pictures were correct?

1 Correct = Cross out trunks.
2 Correct = Cross out fur.
3 Correct = Cross out spots.
4 Correct = Cross out skin.

5 Correct = Cross out stripes.
6 Correct = Cross out cats.
7 Correct = Cross out short tails.
8 Correct = Cross out long tails.

Short & Long Options

CVC OPTION AVAILABLE



Where is the Safari Group?
Solve the clues to figure out where the safari group is currently located.

I have gray whiskers. Meerkat	I have black stripes. Tiger	I have green scales. Crocodile	I have gray skin. Elephant
I have brown spots. Giraffe	I have yellow fur. Lion	I have brown fur. Chimp	I have black stripes. Zebra

Name: _____

Clue #1 Safari Photos
Color the snapshots the same color as the camera they belong with. Then, find the correct key at the bottom to solve the mystery.

red -ot	green -op	yellow -od
dot	pod	not
red	green	yellow

Key:
1. red
2. green
3. yellow
4. blue

Clue #2: Right or Wrong
Does the picture match the word? Color the thumb up to show if you agree.

rug	tub	bug
cub	gum	hug
rub	tug	pup

Clue #3: Descrambler
Look at the picture. Match it to a word below. Write the letter next to each jeep on each line. When the letters are unscrambled, they will make up the clue.

	S		A		R		O
	G		N		Y		I
	T		H		A		Y

ham rat

Clue #4: Word Hunt
Fill in the first letter of each word.

W eb J et

g em b ed

w et d en p et

h en

The animal does not have a **snack**.

What letter did you write the most? Circle it. Write word on line.

p = skin	w = snack
g = spot	j = stripe

Clue #5: Multiple Choice
Tell what word each picture shows. Circle the right answer. Then read the bottom.



 A. rip B. dip C. lip D. zip	 A. tip B. lap C. lip D. sip	 A. fun B. fin C. fan D. fit	 A. bob B. rib C. bin D. big
 A. bit B. fit C. kit D. bit	 A. pin B. fin C. bin D. win	 A. win B. pin C. fin D. tin	 A. sat B. sit C. fix D. mix

Circle how many you chose in each box below. Then, read the phrase to know what to cross out.

How many As did you circle? 1 A = animal 2 As = has 3 As = swim 4 As = water	How many Bs did you circle? 1 B = is 2 Bs = bit 3 Bs = not 4 Bs = likes	How many Cs did you circle? 1 C = four 2 Cs = a 3 Cs = the 4 Cs = is	How many Ds did you circle? 1 D = skin 2 Ds = reptile 3 Ds = black 4 Ds = green
--	---	--	---


Differentiate within your small groups. Same clues. Same mystery. Different focus!
There is a version of the mystery included that reviews CVC Words (Short A, E, I, O, U).

FAST FINISHER ACTIVITY




If students finish early, give them a certificate of completion and a directed drawing to complete while others continue working.

PHONICS MYSTERY BENEFITS



- No Prep
- Print and Digital Versions
- 3 & 5 Clue Options
- Fun and Engaging
- Easy to Differentiate
- Encourages Critical Thinking
- Aligns with Phonics Standards
- Perfect for Review Days
- 2 Versions: Phonics Review OR CVC Words. You can even mix/match clues to combine the 2 skills together.



In K-I, this works well as a whole group lesson or in small groups at the teacher table.

Students will need teacher support to read & understand the clues/directions.

WHY TEACHERS LOVE THESE!

Ordinary phonics worksheets can be boring and unoriginal.

You want activities that are fun and engaging, but also rigorous and meaningful to student learning.

PHONICS MYSTERIES ARE EXACTLY WHAT YOU'VE BEEN LOOKING FOR!

Clue #1 Safari Photos
Color the snapshots the same color as the camera they belong with. Then, find the correct key at the bottom to solve the clue!

Clue #2: Right or Wrong
Do the words rhyme? Color the thumb in to show if you agree.

Clue #3: Descrambler
Look at the picture. Match it to a word below. Write the letter next to each jeep on each line. When the letters are unscrambled, they will make up the clue.

Clue #4: Word Hunt
Fill in the first letter of each word.

Clue #5: Multiple Choice
Tell what word each picture shows. Circle the right answer. Then read the bottom.

Circle how many you chose in each box below. Then, read the phrase to know what to cross out.

How many As did you circle? 1 A = animal 2 As = hats 3 As = swim 4 As = water	How many Bs did you circle? 1 B = is 2 Bs = bit 3 Bs = not 4 Bs = likes	How many Cs did you circle? 1 C = four 2 Cs = a 3 Cs = the 4 Cs = is	How many Ds did you circle? 1 D = skin 2 Ds = reptile 3 Ds = black 4 Ds = green
---	---	--	---

The Detective Agency sends congratulations to:

Lindsay


You solved the mystery!

11/2 **SW**

Date Presented by:


LET'S DRAW...
a monkey

1 2 3 4 5 6



LET'S DRAW...
a zebra

1 2 3 4 5 6



Where is the Safari Group?

Solve the clues to figure out where the safari group is currently located.

I have gray whiskers. Meerkat	I have black stripes. Tiger	I have green scales. Crocodile	I have gray skin. Elephant
I have brown spots. Giraffe	I have yellow fur. Lion	I have brown fur. Chimp	I have black stripes. Zebra

Name: _____

solve the mystery



The Case of the Safari Adventure

WHAT MAKES READING MYSTERIES UNIQUE?

Reading Mysteries aren't just a copy of Math Mysteries!

They have brand-new clues, focus on reading skills, and even feature a different conclusion to the mystery.

The only thing that stays the same is the list of suspects students start with!

So, if you have both, students can play during math and then again during reading for double the fun.

Reading

Example
of Clue 1

Math

Clue #1 Safari Photos

Color the snapshots the same color as the camera they belong with. Then, find the correct key at the bottom to solve the clue!

Camera	Snapshot
red -id	Hand
green -in	Person
yellow -ix	Animal
blue -it	Object

Clue	Options
They are not by an animal with a long neck if:	<ul style="list-style-type: none">2 red3 green3 yellow2 blue
They are not by an animal with a green tail if:	<ul style="list-style-type: none">3 red3 green2 yellow3 blue
They are not by an animal with a big trunk if:	<ul style="list-style-type: none">3 red3 green2 yellow2 blue
They are not by an animal with a banana if:	<ul style="list-style-type: none">2 red2 green3 yellow3 blue

Clue #1: Picture Decoder

Write the answer on each line. Then, draw a line to each match. Last, use the decoder at the bottom to solve the clue.

Picture	Number
Animal	94
Animal	59
Animal	26
Animal	36
Animal	66
Animal	17
Animal	81

Number	Answer
26	23, 24, 25
59	56, 57, 58
81	78, 79, 80
36	33, 34, 35
94	91, 92, 93
17	14, 15, 16
66	63, 64, 65

The animal your group is with has no:

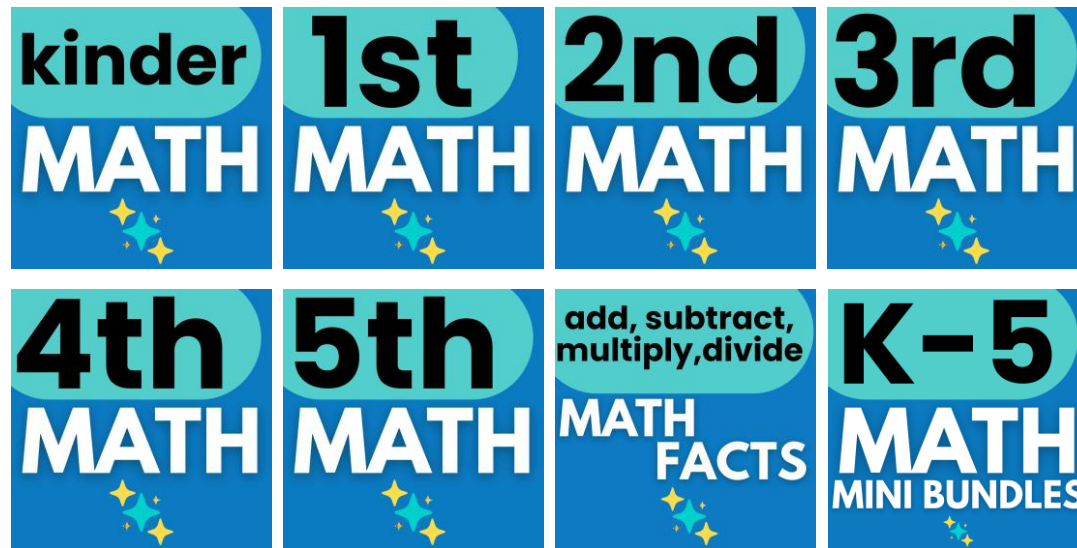
Use this decoder to help you figure out what letter is equal to each picture.

Letter	Picture
A	Animal
B	Animal
C	Animal
D	Animal
E	Animal
F	Animal
G	Animal
H	Animal
I	Animal
J	Animal
K	Animal
L	Animal
M	Animal
N	Animal
O	Animal
P	Animal
Q	Animal
R	Animal
S	Animal
T	Animal
U	Animal
V	Animal
W	Animal
X	Animal
Y	Animal
Z	Animal

KEEP THE FUN GOING!

GRAB A MATH MYSTERY:

Math Mysteries aren't just a copy of reading. They come with fresh clues, unique math challenges, and a new culprit, so students are solving an entirely different case!



MORE READING MYSTERIES:

Explore other grade levels to differentiate and keep every student engaged.



**BUY A BUNDLE
TO SAVE BIG!**

