


# WHAT IS THIS?



**Clue #1: Descrambler**  
What does each word start with?  
Put that letter on the number blank at the bottom. Then, read the clue.

**Clue #2: Right or Wrong?**  
Color in each thumb to show if each answer is correct.

**Clue #3: Descrambler**  
What letter does each word start with?  
Write the answers on the blanks at the bottom.

**Clue #4: Find It!**  
Circle the boxes that start with a "D" sound.  
Read the words you circled from left to right like a book to solve the clue.

**Clue #5: Multiple Choice**  
What letter does each picture start with? Circle the right answer. Then read the bottom.

**solve the mystery**

**The Case of the Missing Pencil**


**The Suspect List**  
As you solve each clue, cross out the kids who did not commit the crime. The kid left at the end is the culprit.

<del>I'm wearing yellow pants.</del> <b>Zara</b>	<del>I'm wearing a red shirt.</del> <b>Lexi</b>	<del>I'm wearing a green shirt.</del> <b>Asher</b>	<del>I have red shoes.</del> <b>Destiny</b>
<del>I'm wearing blue shoes.</del> <b>Eli</b>	<b>I'm wearing a green hair tie.</b> <b>Camila</b>	<del>I have yellow pants.</del> <b>Darius</b>	<del>I have a blue bow.</del> <b>Nora</b>

Name: \_\_\_\_\_

Students complete a series of clues to figure out who took the missing pencil!

# HOW TO PLAY



## What Happened?

Oh no! You brought your new pencil to school today but it went missing while you were at recess. It's your job to find out who took the missing pencil.

1. Take a suspect list and then start solving each clue.
2. Each time you solve a clue, you will get closer to discovering who the culprit (thief) is!
3. Cross out wrong suspects each time you find out new information. Good luck!



**5. Clue #1: Descrambler**  
What does each word start with?  
Put that letter on the number blank at the bottom. Then, read the clue.

Place the correct letter on top of each matching answer.

The thief is not wearing...  
Y E L L O W

1 2 3 4 5 6

## The Suspect List

As you solve each clue, cross out the kids who did not commit the crime. The kid left at the end is the culprit.

 I'm wearing yellow pants. <del>Zara</del>	 I'm wearing a red shirt. <del>Lexi</del>	 I'm wearing a green shirt. <del>Asher</del>	 I have red shoes. <del>Destiny</del>
 I'm wearing blue shoes. <del>Eli</del>	 I'm wearing a green hair tie. Camila	 I have yellow pants. <del>Darius</del>	 I have a blue shirt. <del>Nora</del>

Name: \_\_\_\_\_

Each time students solve a clue, it will reveal which suspects to cross off.  
When all clues are completed, the mystery of the missing pencil will be solved!



# SKILL PRACTICE

- Beginning Sounds
- Alphabet Sounds
- Letter Sounds
- Perfect for 1<sup>st</sup> Week or Month of Kindergarten
- Should ONLY be used with Whole Class as Whole Group Activity or in Small Groups



**All clues focus on reviewing alphabet letters!**

# MULTIPLE VERSIONS



## Print & Digital Forms

**5. Clue #1: Descrambler**  
What does each word start with?  
Put that letter on the number blank at the bottom. Then, read the clue.

**Clue #2: Right or Wrong?**  
Color in each thumb to show if each answer is correct.

**Clue #3: Descrambler**  
What letter does each word start with?  
Write the answers on the blanks at the bottom.

**3 Clue Version**

The thief does:

N O T H A V E A B O W

1 2 3 4 5 6 7 8 9 10 11

Eliminate: None (blue bow)

**5. Clue #1: Descrambler**  
What does each word start with?  
Put that letter on the number blank at the bottom. Then, read the clue.

**Clue #2: Right or Wrong?**  
Color in each thumb to show if each answer is correct.

**Clue #3: Descrambler**  
What letter does each word start with?  
Write the answers on the blanks at the bottom.

**Clue #4: Find It!**  
Circle the boxes that start with a "D" sound.  
Read the words you circled from left to right like a book to solve the clue.

**Clue #5: Multiple Choice**  
What letter does each picture start with? Circle the right answer. Then read the bottom.

**5 Clue Version**

Circle how many you chose in each box below. Then, read the phrase for a hint about the thief.












How many As did you circle?  
1 A = They  
2 As = She  
3 As = He  
4 As = It

How many Bs did you circle?  
1 B = no  
2 Bs = have  
3 Bs = is  
4 Bs = can

How many Cs did you circle?  
1 C = bag  
2 Cs = big  
3 Cs = a  
4 Cs = the

How many Ds did you circle?  
1 D = hot.  
2 Ds = ponytail.  
3 Ds = blue.  
4 Ds = shoes.

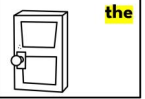









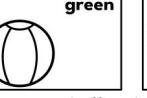

**Clue #4: Find It!**  
Circle the boxes that start with a "D" sound.  
Read the words you circled from left to right like a book to solve the clue.

 the	 girl	 boy	 thief
 stand	 is	 not	 sitting
 pants	 down	 green	

Write the phrase on the line. Cross the wrong people off your list.

THE THIEF IS NOT SITTING DOWN

**Clue #4: Find It!**  
Circle the boxes that start with a "D" sound.  
Read the words you circled from left to right like a book to solve the clue.

 the	 girl	 boy	 thief
 stand	 is	 not	 sitting
 pants	 down	 green	 tie

Write the phrase on the line. Cross the wrong people off your list.

THE THIEF IS NOT SITTING DOWN

## Short & Long Options



**The Suspect List**

As you solve each clue, cross out the kids who did not commit the crime. The kid left at the end is the culprit.

<del>I'm wearing yellow pants.</del> <b>Zara</b>	<del>I'm wearing a red shirt.</del> <b>Lexi</b>	<del>I'm wearing a green shirt.</del> <b>Asher</b>	<del>I have red shoes.</del> <b>Destiny</b>
---	--	---	--

**Clue #1: Descrambler**  
Put the correct letter on top of each matching answer at the bottom. When the letters are unscrambled, they will make up the clue.

**Clue #2: Right or Wrong?**  
Color in each thumb to show if each CVC word matches the picture.

**Clue #3: Descrambler**  
What letter does each word start with? Write the answers on the blanks at the bottom.

**Clue #4: Find It!**  
Circle the boxes that have a middle sound of "a". Read the words you circled from left to right like a book to solve the clue.

**Clue #5: Multiple Choice**  
Find the rhyming pair shown in each pair. Circle the right answer. Then read the bottom.

### Clue #1: Descrambler

Put the correct letter on top of each matching answer at the bottom. When the letters are unscrambled, they will make up the clue.

Place the correct letter on top

### Clue #2: Right or Wrong?

Color in each thumb to show if each CVC word matches the picture.

fed	mop	hen
tag	rag	pig
rug	wet	log

### Clue #3: Descrambler

What letter does each word start with? Write the answers on the blanks at the bottom.

- net
- o
- ten
- hat
- A
- car
- E
- A
- bag
- O
- net

The thief does...

B O W

9 10 11

### Clue #4: Find It!

Circle the boxes that have a middle sound of "a". Read the words you circled from left to right like a book to solve the clue.

the	girl	boy	thief
ham	pig	hop	pan
stand	is	not	sitting
bug	bag	cab	hat
pants	down	green	tie
dig	sad	web	gum

Write the phrase on the line. Cross the wrong people off your list.

THE THIEF IS NOT SITTING DOWN

### Clue #5: Multiple Choice

Find the rhyming pair shown in each pair. Circle the right answer. Then read the bottom.

- fun and gum
- bed and fed
- yum and fun
- bag and leg
- hum and yum
- hen and pen
- hum and gum
- net and jet
- lib and rib
- hid and lid
- rig and wig
- win and pin
- rag and tag
- can and fan
- ham and dam
- bat and cat

Circle how many you chose in each box below. Then, read the phrase for a hint about the thief.

How many As did you circle?

1 A = They

2 As = She

3 As = He

4 As = It

How many Bs did you circle?

1 B = no

2 Bs = have

3 Bs = is

4 Bs = can

How many Cs did you circle?

1 C = bag

2 Cs = big

3 Cs = a

4 Cs = the

How many Ds did you circle?

1 D = hat

2 Ds = ponytail


3 Ds = blue

4 Ds = shoes

There is a version of the mystery included that reviews CVC Words (Short A, E, I, O, U).



# FAST FINISHER ACTIVITY



If students finish early,  
give them a  
certificate of completion  
and a directed drawing  
to complete while others  
continue working.













# PHONICS MYSTERY BENEFITS



- No Prep
- Print and Digital Versions
- 3 & 5 Clue Options
- Fun and Engaging
- Easy to Differentiate
- Encourages Critical Thinking
- Aligns with Phonics Standards
- Perfect for Review Days
- Choice between 2 versions: Phonics Review Mystery OR CVC Words Mystery. You can even mix/match clues to combine the 2 skills together (clues are interchangeable)!

**Clue #4: Find It!**

Circle the boxes that start with a "D" sound  
Read the words you circled from left to right like a book to solve the clue.

 <b>the</b>	 <b>girl</b>	 <b>boy</b>	 <b>thief</b>
 <b>stand</b>	 <b>is</b>	 <b>not</b>	 <b>sitting</b>
 <b>pants</b>	 <b>down</b>	 <b>green</b>	 <b>tie</b>

Write the phrase on the line. Cross the wrong people off your list.

**THE THIEF IS NOT SITTING DOWN**

THE LIFETIME LEARNER

In kindergarten, this works well as a whole group lesson or in small groups at the teacher table.

Kindergarteners will need teacher support to read & understand the clues/directions



# WHY TEACHERS LOVE THESE!

Ordinary phonics worksheets can be boring and unoriginal.

You want activities that are fun and engaging, but also rigorous and meaningful to student learning.

**PHONICS MYSTERIES ARE EXACTLY WHAT YOU'VE BEEN LOOKING FOR!**

**5. Clue #1: Descrambler**  
What does each word start with?

**Clue #2: Right or Wrong?**  
Color in each thumb to show if each answer is correct.

**Clue #3: Descrambler**  
What letter does each word start with? Write the answers on the blanks at the bottom.

**Clue #4: Find It!**  
Circle the boxes that start with a "D" sound. Read the words you circled from left to right like a book to solve the clue.

**Clue #5: Multiple Choice**  
What letter does each picture start with? Circle the right answer. Then read the bottom.

Circle how many you chose in each box below. Then, read the phrase for a hint about the thief.

How many As did you circle?  
1 A = They  
2 As = She  
3 As = He  
4 As = It

How many Bs did you circle?  
1 B = no  
2 Bs = have  
3 Bs = is  
4 Bs = can

How many Cs did you circle?  
1 C = bag  
2 Cs = big  
3 Cs = a  
4 Cs = the

How many Ds did you circle?  
1 D = hat.  
2 Ds = ponytail.  
3 Ds = blue.  
4 Ds = shoes.

The Detective Agency sends congratulations to:

**Lindsay**  
You solved the mystery!

11/2 Date Presented by: **AW**

LET'S DRAW...  
an apple

1 2 3  
4 5 6

LET'S DRAW...  
an acorn

1 2 3  
4 5 6

**The Suspect List**  
As you solve each clue, cross out the kids who did not commit the crime. The kid left at the end is the culprit.

I'm wearing yellow pants. **Zara**

I'm wearing a red shirt. **Lexi**

I'm wearing a green shirt. **Asher**

I have red shoes. **Destiny**

I'm wearing blue shoes. **Eli**

I'm wearing a green hair tie. **Camila**

I have yellow pants. **Darius**

I have a blue bow. **Nora**

Name: \_\_\_\_\_

**solve the mystery**

**The Case of the Missing Pencil**



# WHAT MAKES READING MYSTERIES UNIQUE?



Reading Mysteries aren't just a copy of Math Mysteries!

They have brand-new clues, focus on reading skills, and even feature a different conclusion to the mystery.


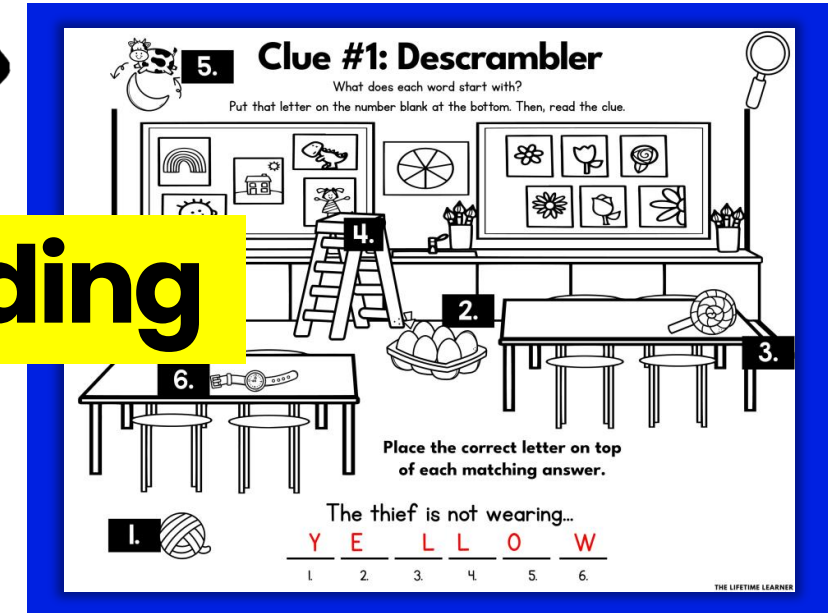
The only thing that stays the same is the list of suspects students start with!

So, if you have both, students can play during math and then again during reading for double the fun.

**Reading**

Example  
of Clue 1

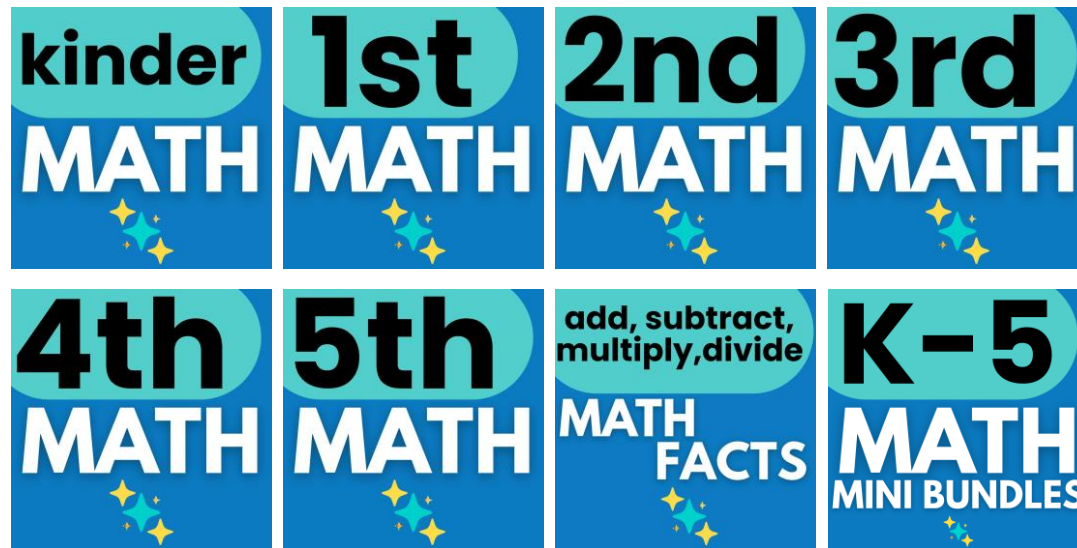
**Math**



# KEEP THE FUN GOING!

## GRAB A MATH MYSTERY:

Math Mysteries aren't just a copy of reading. They come with fresh clues, unique math challenges, and a new culprit, so students are solving an entirely different case!



## MORE READING MYSTERIES:

Explore other grade levels to differentiate and keep every student engaged.



**BUY A BUNDLE  
TO SAVE BIG!**

