


# WHAT IS THIS?



**Clue #1: Find It!**  
Circle the boxes that end in -mp.  
Read the words you circled from left to right like a book to solve the clue.

**Clue #2: Right or Wrong?**  
Color each thumb in to show if you agree with each word. Color it green for yes. Color it red for no.

**Clue #3: Sports Shirts**  
Color the shirts the same color as the whistle they go with. Then, find the correct key at the bottom to solve the clue!

**Clue #4: Word Hunt**  
Circle all the rhyming pairs.

**Clue #5: Descrambler**  
Look at the picture. Match it to a word below. Write the letter next to each goal post on each line. When the letters are unscrambled, they will make up the clue.

There is a plant tent.

How many  
• 5 = feet  
• 6 = hands

The trophy is

N E A R A H O O P  
next craft lift soft act gift text left raft

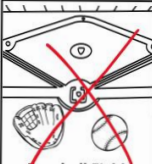


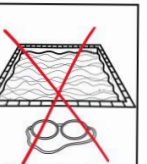

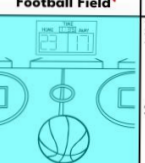


**solve the  
mystery**



**The Case of the Missing Trophy**

THE LIFETIME LEARNER

**Where is the Trophy?**  
Solve the clues to figure out where the missing trophy is located.

 Baseball Field	 Football Field	 Tennis Court	 Swimming Pool
 Track	 Basketball Court	 Volleyball Court	 Soccer Field

Name: \_\_\_\_\_

THE LIFETIME LEARNER

Students complete a series of clues to figure out where the missing trophy is!

# HOW TO PLAY



## What Happened?

The 1<sup>st</sup> place trophy has been stolen! Rumor has it that it's somewhere on the school's campus. Help figure out where the trophy is. Solve the clues to figure out where the trophy is and solve the mystery!

1. Take a location list and then start solving each clue.
2. Each time you solve a clue, you will get closer to discovering where the missing trophy is.
3. Cross out wrong places each time you find out new information. Good luck!



**Clue #1: Find It!**  
Circle the boxes that end in -mp.  
Read the words you circled from left to right like a book to solve the clue.

look	trophy	not	water
track	ball	at	kid
a	wet	run	race

Write the phrase on the line. Cross the wrong place off your list.

trophy not at a race

## Where is the Trophy?

Solve the clues to figure out where the missing trophy is located.

<del>Baseball Field</del>	<del>Football Field</del>	<del>Tennis Court</del>	<del>Swimming Pool</del>
<del>Track</del>	Basketball Court	<del>Volleyball Court</del>	<del>Soccer Field</del>

Name: \_\_\_\_\_

THE LIFETIME LEARNER

Each time students solve a clue, it will reveal what places to cross out.

When all clues are completed, the mystery of the missing trophy will be solved!

# SKILL PRACTICE

## Final Blends Review:


- L, M, N, S, T Blends
- Onset and Rime
- Missing Beginnings
- Missing Endings
- Blending Words
- Error Analysis
- Rhyming Words



**All clues focus on reviewing ending blends!**



# MULTIPLE VERSIONS



## Print & Digital Forms

**Clue #1: Find It!**  
Circle the boxes that end in -mp.  
Read the words you circled from left to right like a book to solve the clue.

**Clue #2: Right or Wrong?**  
Color each thumb in to show if you agree with each word. Color it green for yes. Color it red for no.

**Clue #3: Sports Shirts**  
Color the shirts the same color as the whistle they go with. Then, find the correct key at the bottom to solve the clue!

**3 Clue Version**

There is one ball in this sport if there are:  
• 2 yellow shirts  
• 3 red shirts  
• 3 green shirts  
• 2 blue shirts

The trophy is not in water if there are:  
• 2 yellow shirts  
• 3 red shirts  
• 2 green shirts  
• 3 blue shirts

The trophy is not on a court if there are:  
• 3 yellow shirts  
• 3 red shirts  
• 2 green shirts  
• 2 blue shirts

There is no ball in this sport if there are:  
• 3 yellow shirts  
• 2 red shirts  
• 3 green shirts  
• 2 blue shirts

**Clue #1: Find It!**  
Circle the boxes that end in -mp.  
Read the words you circled from left to right like a book to solve the clue.

**Clue #2: Right or Wrong?**  
Color each thumb in to show if you agree with each word. Color it green for yes. Color it red for no.

**Clue #3: Sports Shirts**  
Color the shirts the same color as the whistle they go with. Then, find the correct key at the bottom to solve the clue!

**Clue #4: Word Hunt**  
Circle all the rhyming pairs.

**Clue #5: Descrambler**  
Look at the picture. Match it to a word below. Write the letter next to each goal post on each line. When the letters are unscrambled, they will make up the clue.

**5 Clue Version**

The trophy is

N E A R A H O O P  
next craft lift soft act gift text left raft

**Clue #5: Descrambler**  
Look at the picture. Match it to a word below. Write the letter next to each goal post on each line. When the letters are unscrambled, they will make up the clue.

A O E O R

A N P

The trophy is

N E A R A H O  
next craft lift soft act gift text

**Clue #5: Descrambler**  
Look at the picture. Match it to a word below. Write the letter next to each goal post on each line. When the letters are unscrambled, they will make up the clue.

A O E O R

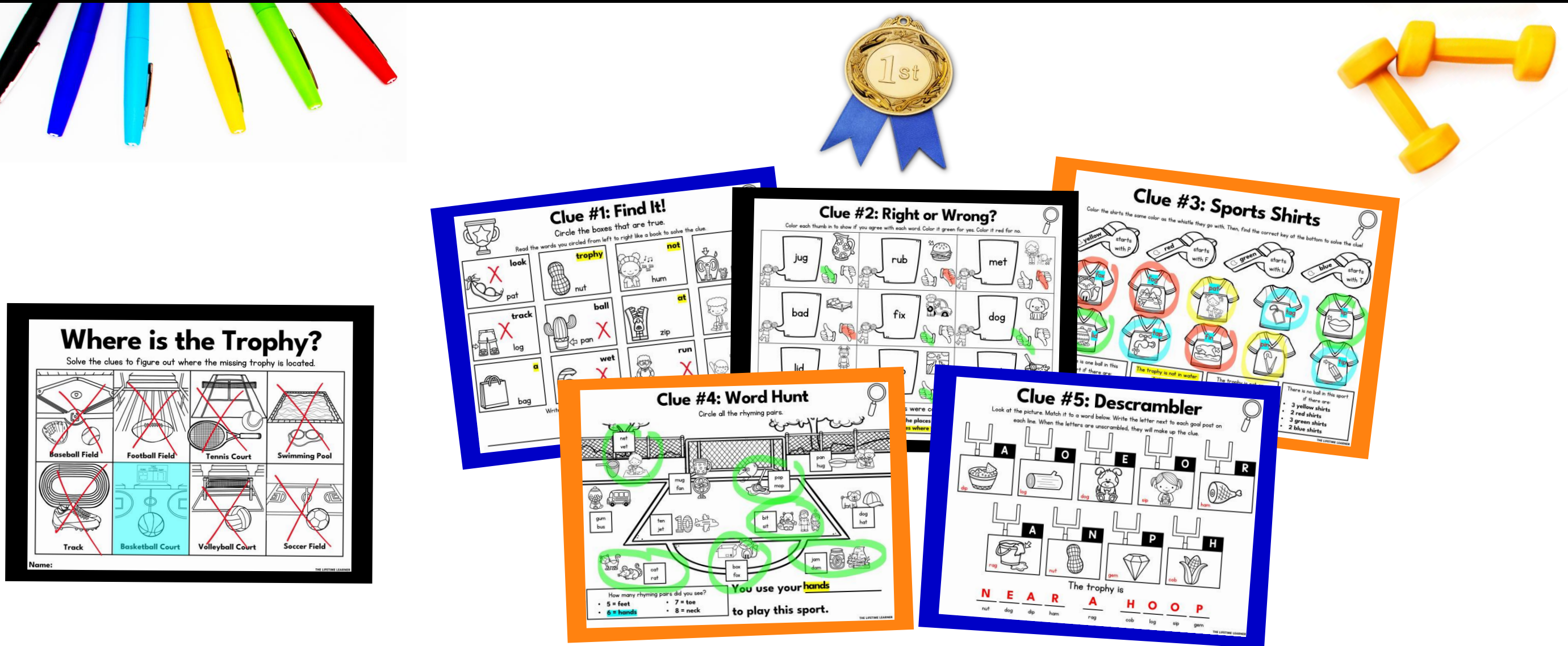
A N P H

The trophy is

N E A R A H O O P  
next craft lift soft act gift text left raft

## Short & Long Options

# CVC OPTION AVAILABLE




Differentiate within your small groups. Same clues. Same mystery. Different focus!


There is a version of the mystery included that reviews CVC Words (Short A, E, I, O, U).



# FAST FINISHER ACTIVITY



The Detective Agency sends  
congratulations to:



Lindsay

You solved the mystery!

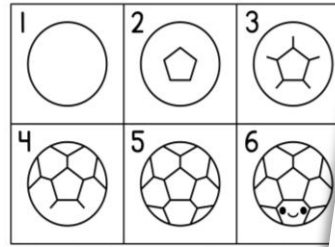
11/2  
Date

AW  
Presented by:

THE LIFETIME LEARNER

LET'S DRAW...

a soccer ball



THE LIFETIME LEARNER

LET'S DRAW...

volleyball



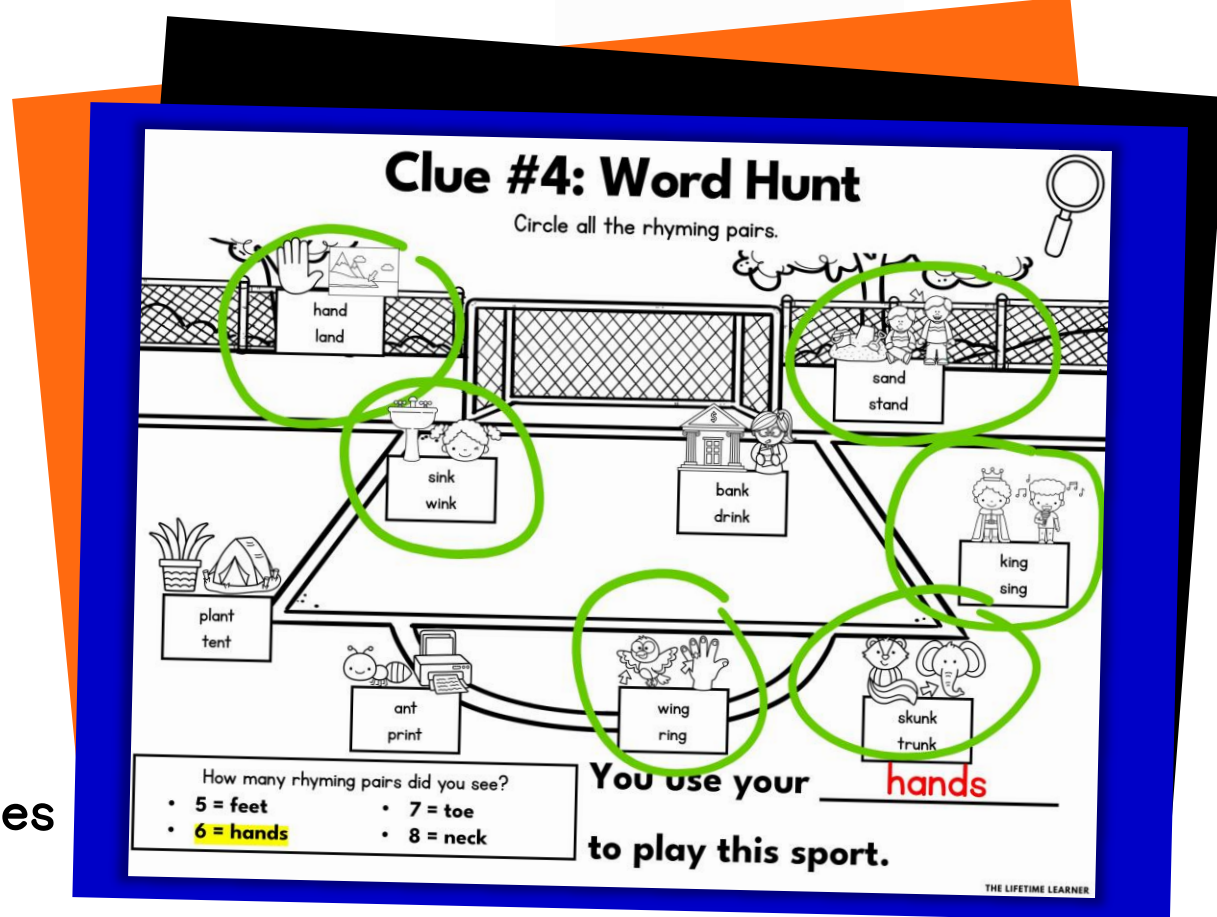
THE LIFETIME LEARNER

If students finish early,  
give them a  
certificate of completion  
and a directed drawing  
to complete while others  
continue working.

# PHONICS MYSTERY BENEFITS



- No Prep
- Print and Digital Versions
- 3 & 5 Clue Options
- Fun and Engaging
- Easy to Differentiate
- Encourages Critical Thinking
- Aligns with Phonics Standards
- Perfect for Review Days
- 2 Versions: Phonics Review OR CVC Words. You can even mix/match clues to combine the 2 skills together.



In K-1, this works well as a whole group lesson or in small groups at the teacher table.

Students will need teacher support to read & understand the clues/directions.

# WHY TEACHERS LOVE THESE!

Ordinary phonics worksheets can be boring and unoriginal.

You want activities that are fun and engaging, but also rigorous and meaningful to student learning.

**PHONICS MYSTERIES ARE EXACTLY WHAT YOU'VE BEEN LOOKING FOR!**

**Clue #1: Find It!**  
Circle the boxes that end in -mp.  
Read the words you circled from left to right like a book to solve the clue.

look trophy not water

**Clue #2: Right or Wrong?**  
Color each thumb in to show if you agree with each word. Color it green for yes. Color it red for no.

desk nest cast crust fast

**Clue #3: Sports Shirts**  
Color the shirts the same color as the whistle they go with. Then, find the correct key at the bottom to solve the clue!

**Clue #4: Word Hunt**  
Circle all the rhyming pairs.

**Clue #5: Descrambler**  
Look at the picture. Match it to a word below. Write the letter next to each goal post on each line. When the letters are unscrambled, they will make up the clue.

A O E O R  
A N P H

The trophy is  
N E A R A H O O P  
next craft lift soft oat gift text left raft

The Detective Agency sends congratulations to:

**Lindsay**  
You solved the mystery!

11/2 Date Presented by:

LET'S DRAW...  
a soccer ball

1 2 3 4 5 6

THE LIFETIME LEARNER

LET'S DRAW...  
volleyball

1 2 3 4 5 6

THE LIFETIME LEARNER

**Where is the Trophy?**  
Solve the clues to figure out where the missing trophy is located.

Baseball Field Football Field Tennis Court Swimming Pool  
Track Basketball Court Volleyball Court Soccer Field

Name:

**solve the mystery**

**The Case of the Missing Trophy**

THE LIFETIME LEARNER



# WHAT MAKES READING MYSTERIES UNIQUE?

Reading Mysteries aren't just a copy of Math Mysteries!

They have brand-new clues, focus on reading skills, and even feature a different conclusion to the mystery.

The only thing that stays the same is the list of suspects students start with!

So, if you have both, students can play during math and then again during reading for double the fun.

**Reading**

Example  
of Clue 1

**Math**

**Clue #1: Find It!**

Circle the boxes that end in -mp.

Read the words you circled from left to right like a book to solve the clue.

 <b>look</b>	 <b>trophy</b>	 <b>not</b>	 <b>water</b>
 <b>ball</b>	 <b>at</b>	 <b>kid</b>	 <b>race</b>
 <b>a</b>	 <b>wet</b>	 <b>run</b>	 <b>race</b>

Write the phrase on the line. Cross the wrong place off your list.

**trophy not at a race**

**Clue #1: Fill in the Blank**

14	throw	3	this	12	pool	5	place	17	hit	2	ball
1	at	11	catch	8	a	13	is	9	you	15	net
10	track	6	kick	7	not	16	base	18	run	4	do

Answer: Word: 9 you 7-1 6 kick 2-1 1 at

5-1 4 do 9-1 8 a 4-1 3 this

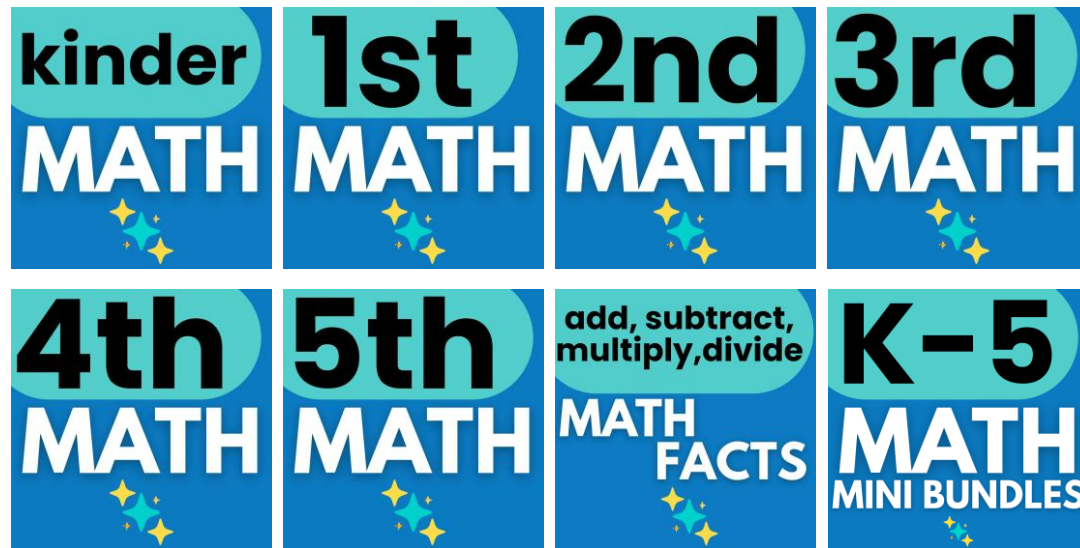
8-1 7 not 3-1 2 ball 6-1 5 place

Solve each problem. Write the answer. Then, write the word that goes with it. When you are done, read the words in order from top to bottom in each column to figure out the clue.

# KEEP THE FUN GOING!

## GRAB A MATH MYSTERY:

Math Mysteries aren't just a copy of reading. They come with fresh clues, unique math challenges, and a new culprit, so students are solving an entirely different case!



## MORE READING MYSTERIES:

Explore other grade levels to differentiate and keep every student engaged.



BUY A BUNDLE  
TO SAVE BIG!

