

WHAT IS THIS?



Clue #1: Fill in the Blank

Clue #2: Fork or Knife?

Clue #3: Color the Turkeys

Clue #4: Word Hunt

Clue #5: Find It!

solve the mystery

The Case of the Thanksgiving Feast

What Do I Bring?


As you solve each clue, cross out the items that do not belong. The food left at the end is what you need to bring!

Pie	Ham	Bread	Gravy
Corn	Turkey	Mashed Potatoes	Peas

Name: _____

Students complete a series of clues to figure out what food to bring to Thanksgiving dinner!


HOW TO PLAY



What Happened?

Oh no! You forgot what you are supposed to bring to Thanksgiving dinner! You don't want to let anyone down. Solve the clues to figure out the mystery so you can still show up with your dish!

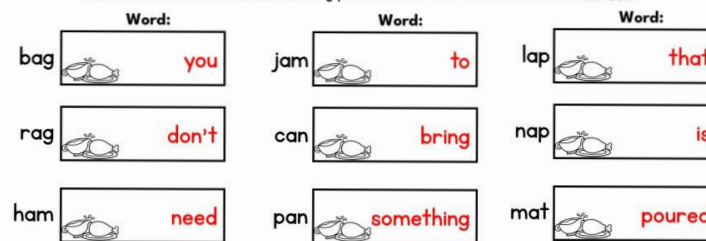
1. Take a food list and then start solving each clue.
2. Each time you solve a clue, you will get closer to discovering what food you need to bring!
3. Cross out wrong items each time you find out new information. Good luck!



Clue #1: Fill in the Blank




Read each word below. Find the matching picture above. Then write the word in each box.



When you are done, read the words in order from top to bottom ↓ in each row to figure out the clue.

What Do I Bring?

As you solve each clue, cross out the items that do not belong. The food left at the end is what you need to bring!



Name: _____

Each time students solve a clue, it will reveal what foods to cross out.
When all clues are completed, the mystery of the Thanksgiving feast will be solved!

SKILL PRACTICE

Kinder Thanksgiving Phonics Review:

- Beginning Sounds
- CVC Short A
- CVC Short I
- CVC Short Vowel Rhyming Pairs
- CVC Error Analysis A And I

Clue #1: Fill in the Blank

Read each word below. Find the missing letter.

something	ham	leg	crust	need	you
pie	poured	bring	red		
don't	plate				

















When you are done, read the words.

Clue #2: Fork or Knife?

Which has more correct answers?


If it's the fork, cross out anything with a dough in it.


If it's the knife, cross out anything with a spoon in it.

 Starts with P	 Starts with B	 Starts with B	 Starts with X
 Starts with D	 Starts with G	 Starts with Q	 Starts with P
 Starts with O	 Starts with C	 Starts with H	 Starts with R
 Starts with A	 Starts with V	 Starts with T	 Starts with I

Clue #3: Color the Turkeys

What is the ending letter for each word? Circle it and color in the picture. Then read the bottom.

 li _

 si _

d - red plate


picture of the table.

list if:

- you need to bring a vegetable if
- orange mat
- red plate
- brown nuts
- red bun
- yellow broth
- orange ham

All clues focus on reviewing many phonics skills!

MULTIPLE VERSIONS



Print & Digital Forms

Clue #1: Fill in the Blank

something ham leg crust need you

Clue #2: Fork or Knife?

Which has more correct answers? If it's the fork, cross out anything with dough. If it's the knife, cross out anything with a spoon in it.

Clue #3: Color the Turkeys

What is the ending letter for each word? Circle it and color in the picture. Then read the bottom.

mi_ li_ si_ bi_

p - red mat
x - orange mat
t - yellow mat
n - brown mat

d - red plate
p - orange plate
l - yellow plate
t - brown plate

x - red nuts
b - orange nuts
p - yellow nuts
t - brown nuts

n - red bun
m - orange bun
b - yellow bun
f - brown bun

g - yellow broth
c - brown broth
p - yellow ham
d - brown ham

Choose the key below that matches how you colored the picture of the table.

You need to bring a bowl if: orange mat yellow plate red nuts brown bun red broth orange ham	You need to bring a spoon if: red mat orange plate brown nuts yellow bun red broth orange ham	You need to bring a saucer if: orange mat orange plate brown nuts yellow bun yellow broth orange ham	You need to bring a vegetable if: orange mat red plate brown nuts red bun yellow broth orange ham
--	---	--	---

Clue #1: Fill in the Blank

something ham leg crust need you

Clue #2: Fork or Knife?

Which has more correct answers? If it's the fork, cross out anything with dough. If it's the knife, cross out anything with a spoon in it.

Clue #3: Color the Turkeys

What is the ending letter for each word? Circle it and color in the picture. Then read the bottom.

mi_ li_ si_ bi_ pi_ bi_

p - red mat
x - orange mat
t - yellow mat
n - brown mat

d - red plate
p - orange plate
l - yellow plate
t - brown plate

x - red nuts
b - orange nuts
p - yellow nuts
t - brown nuts

n - red bun
m - orange bun
b - yellow bun
f - brown bun

g - yellow broth
c - brown broth
p - yellow ham
d - brown ham

Clue #4: Word Hunt

Circle the boxes that are true. Cross out the boxes that are not. Read the words you circled from left to right like a book to solve the clue.

you like can not with hands

I see a cap. I see a pig. I see a rat. I see a tin.

Clue #5: Find It!

Circle the boxes that are true. Cross out the boxes that are not. Read the words you circled from left to right like a book to solve the clue.

you can not with hands

I see a cap. I see a pig. I see a rat. I see a tin.

Write the phrase on the line. Cross the wrong foods off your list.
The food you need to bring:
you can eat it with a spoon

Clue #3: Color the Turkeys

What is the ending letter for each word? Circle it and color in the picture. Then read the bottom.

mi_ li_ si_ bi_ pi_ bi_

p - red mat
x - orange mat
t - yellow mat
n - brown mat

d - red plate
p - orange plate
l - yellow plate
t - brown plate

x - red nuts
b - orange nuts
p - yellow nuts
t - brown nuts

n - red bun
m - orange bun
b - yellow bun
f - brown bun

g - yellow broth
c - brown broth
p - yellow ham
d - brown ham

Choose the key below that matches how you colored the picture of the table.

You need to bring a bowl if: orange mat yellow plate red nuts brown bun red broth orange ham	You need to bring a spoon if: red mat orange plate brown nuts yellow bun red broth orange ham	You need to bring a saucer if: orange mat orange plate brown nuts yellow bun yellow broth orange ham
--	---	--

Clue #3: Color the Turkeys

What is the ending letter for each word? Circle it and color in the picture. Then read the bottom.

mi_ li_ si_ bi_ pi_ bi_

p - red mat
x - orange mat
t - yellow mat
n - brown mat

d - red plate
p - orange plate
l - yellow plate
t - brown plate

x - red nuts
b - orange nuts
p - yellow nuts
t - brown nuts

n - red bun
m - orange bun
b - yellow bun
f - brown bun

g - yellow broth
c - brown broth
p - yellow ham
d - brown ham

Choose the key below that matches how you colored the picture of the table.

You need to bring a bowl if: orange mat yellow plate red nuts brown bun red broth orange ham	You need to bring a spoon if: red mat orange plate brown nuts yellow bun red broth orange ham	You need to bring a saucer if: orange mat orange plate brown nuts yellow bun yellow broth orange ham	You need to bring a vegetable if: orange mat red plate brown nuts red bun yellow broth orange ham
--	---	--	---

Short & Long Options

CVC OPTION AVAILABLE




Differentiate within your small groups. Same clues. Same mystery. Different focus!

There is a version of the mystery included that reviews CVC Words (Short A, E, I, O, U).

FAST FINISHER ACTIVITY



The Detective Agency sends
congratulations to:



Lindsay

You solved the mystery!


11/2
Date

Presented by:

AW

LET'S DRAW...


a scarecrow



THE LIFETIME LEARNER

LET'S DRAW...

a pumpkin




THE LIFETIME LEARNER

If students finish early,
give them a
certificate of completion
and a directed drawing
to complete while others
continue working.

PHONICS MYSTERY BENEFITS

- No Prep
- Print and Digital Versions
- 3 & 5 Clue Options
- Fun and Engaging
- Easy to Differentiate
- Encourages Critical Thinking
- Aligns with Phonics Standards
- Perfect for Review Days
- 2 Versions: Phonics Review OR CVC Words. You can even mix/match clues to combine the 2 skills together.



In K-I, this works well as a whole group lesson or in small groups at the teacher table.

Students will need teacher support to read & understand the clues/directions.

WHY TEACHERS LOVE THESE!

Ordinary phonics worksheets can be boring and unoriginal.

You want activities that are fun and engaging, but also rigorous and meaningful to student learning.

PHONICS MYSTERIES ARE EXACTLY WHAT YOU'VE BEEN LOOKING FOR!

Clue #1: Fill in the Blank

something ham leg crust need you

Clue #2: Fork or Knife?

Which has more correct answers?
If it's the fork, cross out anything with dough.
If it's the knife, cross out anything with a spoon in it.

Clue #3: Color the Turkeys

mi _ li _ si _

What is the ending letter for each word? Circle it and color in the picture. Then read the bottom.

Clue #4: Word Hunt

Clue #5: Find It!

Circle the boxes that are true. Cross out the boxes that are not.
Read the words you circled from left to right like a book to solve the clue.

you I see a map.	like I see a fan.	can I see a bat.	not I see a pit.
bit I see a kid.	eat I see a fan.	it I see a wig.	with I see a dad.
corn I see a cap.	a I see a pig.	spoon I see a rat.	hands I see a tin.

Write the phrase on the line. Cross the wrong foods off your list.
The food you need to bring:
you can eat it with a spoon

The Detective Agency sends congratulations to:

Lindsay

You solved the mystery!

11/2 Date **SW** Presented by:

LET'S DRAW...
a scarecrow

1 2 3
4 5 6 Color It!

LET'S DRAW...
a pumpkin

1 2 3
4 5 6 Color It!

What Do I Bring?

As you solve each clue, cross out the items that do not belong. The food left at the end is what you need to bring!

Pie	Ham	Bread	Gravy
Corn	Turkey	Mashed Potatoes	Peas

Name: _____

solve the mystery

The Case of the Thanksgiving Feast

WHAT MAKES READING MYSTERIES UNIQUE?

Reading Mysteries aren't just a copy of Math Mysteries!

They have brand-new clues, focus on reading skills, and even feature a different conclusion to the mystery.

The only thing that stays the same is the list of suspects students start with!

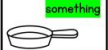
















So, if you have both, students can play during math and then again during reading for double the fun.

Reading










Example
of Clue 1

Math

Clue #1: Fill in the Blank

 something	 ham	 leg	 crust	 need	 you
 pie	 poured	 to	 corn	 bring	 red
 plate	 ham	 that	 blue	 is	

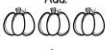
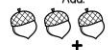










Find the matching picture above. Then write the word in each box.

 you	jam  to	lap  that
rag  don't	can  bring	nap  is
ham  need	pan  something	mat  poured

When you are done, read the words in order from top to bottom in each row to figure out the clue.

Clue #1: Fill in the Blank

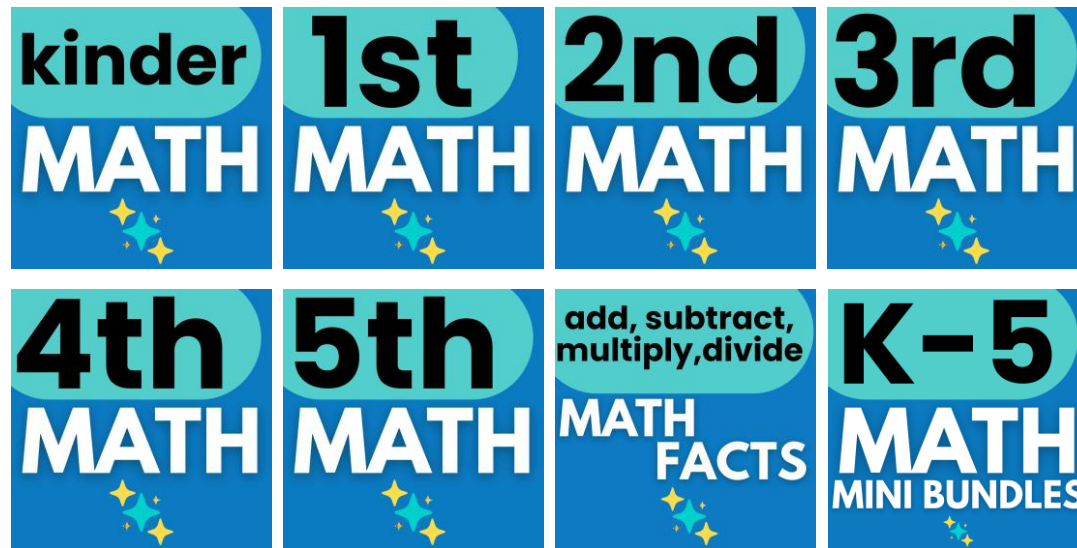
Write the answer. Then write the word under it to find the clue.

1= bringing	Add. 	Add. 	Add. 
2= vegetable			
	$3 + 3 = 6$	$4 + 4 = 8$	$5 + 2 = 7$
	someone	else	is
7= is	Subtract. 	Subtract. 	Subtract. 
8= else			
9= not	$10 - 9 = 1$	$8 - 4 = 4$	$6 - 3 = 3$
10= peas	bringing	the	dessert

KEEP THE FUN GOING!

GRAB A MATH MYSTERY:

Math Mysteries aren't just a copy of reading. They come with fresh clues, unique math challenges, and a new culprit, so students are solving an entirely different case!



MORE READING MYSTERIES:

Explore other grade levels to differentiate and keep every student engaged.



**BUY A BUNDLE
TO SAVE BIG!**

