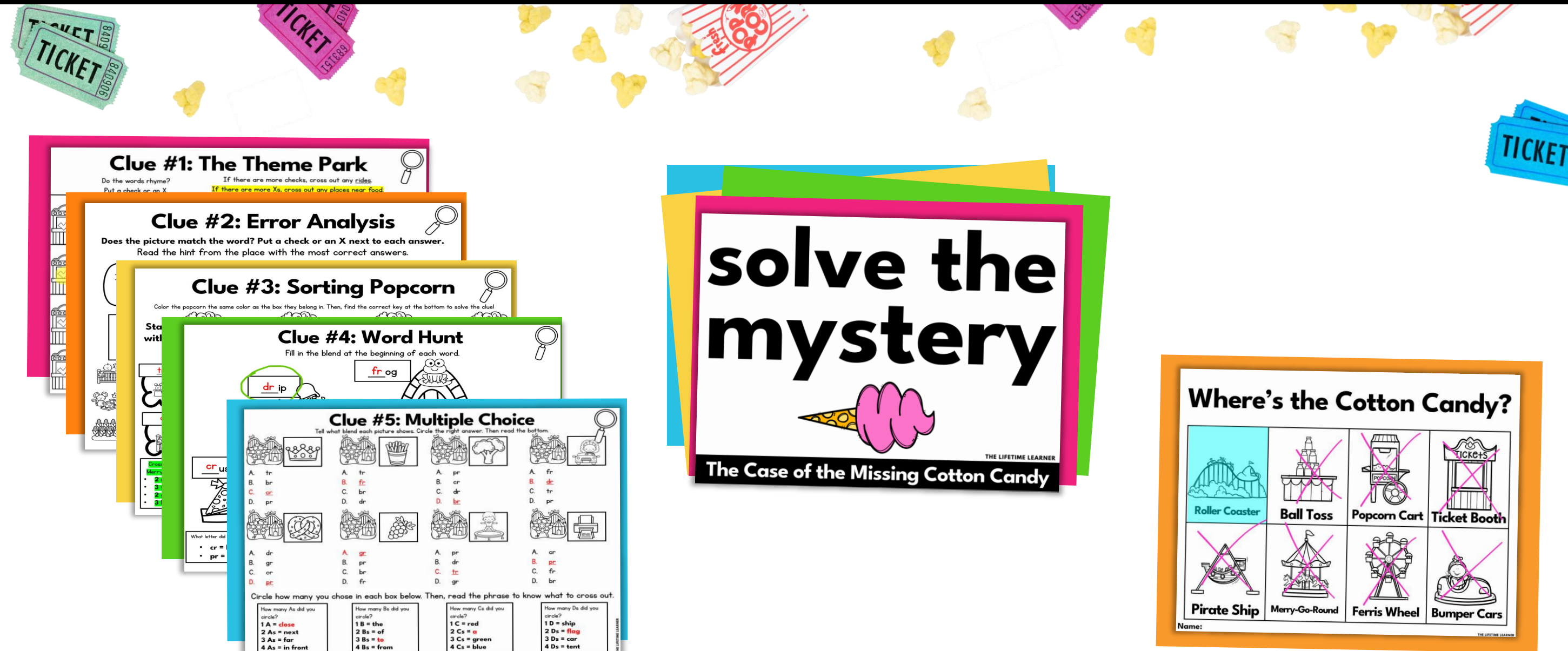


WHAT IS THIS?



The collage features a central card titled "solve the mystery" with a pink cotton candy illustration. To the left, a stack of five clue cards is visible, each with a different colored border (pink, orange, yellow, green, blue). The clues are:

- Clue #1: The Theme Park**
Do the words rhyme? If there are more checks, cross out any rides.
Put a check or an X. If there are more Xs, cross out any places near food.
- Clue #2: Error Analysis**
Does the picture match the word? Put a check or an X next to each answer.
Read the hint from the place with the most correct answers.
- Clue #3: Sorting Popcorn**
Color the popcorn the same color as the box they belong in. Then, find the correct key at the bottom to solve the clue!
- Clue #4: Word Hunt**
Fill in the blend at the beginning of each word.
Examples: drip, frog.
- Clue #5: Multiple Choice**
Tell what blend each picture shows. Circle the right answer. Then read the bottom.
Options include: A. tr, B. br, C. cr, D. pr; A. fr, B. dr, C. tr, D. pr; A. pr, B. cr, C. dr, D. br; A. dr, B. gr, C. cr, D. pr; A. cr, B. dr, C. fr, D. br; A. pr, B. dr, C. tr, D. gr; A. cr, B. pr, C. fr, D. br; A. pr, B. dr, C. tr, D. gr; A. cr, B. pr, C. fr, D. br; A. pr, B. dr, C. tr, D. gr; A. cr, B. pr, C. fr, D. br.

To the right, a card titled "Where's the Cotton Candy?" shows a grid of eight theme park rides with their names crossed out with a large X:

Roller Coaster	Ball Toss	Popcorn Cart	Ticket Booth
Pirate Ship	Merry-Go-Round	Ferris Wheel	Bumper Cars

THE LIFETIME LEARNER

Students complete a series of clues to figure out where the cotton candy is!

HOW TO PLAY

What Happened?

Oh no! You accidentally left your cotton candy somewhere in the theme park and can't find it. Now, it's your job to search the park and find out where it is. Solve each clue to figure out the mystery. Every time you solve a clue, you will get closer to discovering where the cotton candy is! Good luck!

1. Take a list of places and then start solving each clue.
2. Each time you solve a clue, you will get closer to discovering where the cotton candy is.
3. Cross out wrong places each time you find out new information. Good luck!























THE LIFETIME LEARNER

Clue #1: The Theme Park




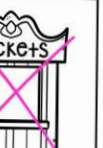

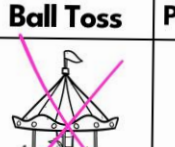


Do the words rhyme?
Put a check or an X.

If there are more checks, cross out any rides.
If there are more Xs, cross out any places near food.

 dress and drop	 	 trap and map	
 crab and grab	 	 drum and gum	
 grin and grass	 	 brag and brick	
 crib and crust	 	 frog and drag	

THE LIFETIME LEARNER

Where's the Cotton Candy?

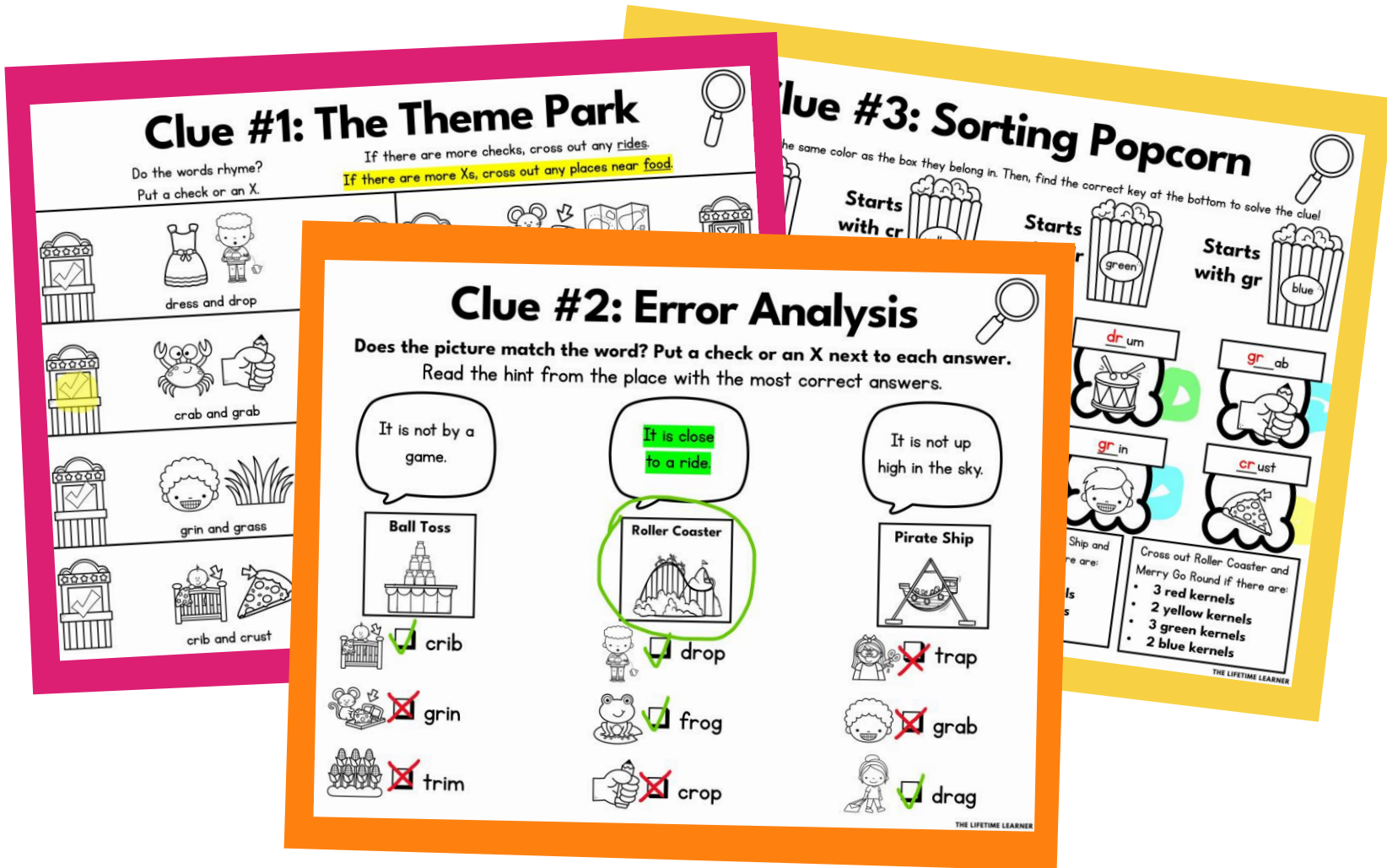
 Roller Coaster	 Ball Toss	 Popcorn Cart	 Ticket Booth
 Pirate Ship	 Merry-Go-Round	 Ferris Wheel	 Bumper Cars

Name: _____

THE LIFETIME LEARNER

Each time students solve a clue, it will reveal what place(s) to cross out.
When all clues are completed, the mystery of the cotton candy will be solved!

SKILL PRACTICE




Beginning R Blends Review:

- Identify the Beginning Blend
- Rhyming R Blends
- Error Analysis
- Onset and Rime
- Decoding R Blends

All clues focus on reviewing R Blends!

MULTIPLE VERSIONS



Print & Digital Forms



Clue #1: The Theme Park
Do the words rhyme? If there are more checks, cross out any rides.
Put a check or an X. If there are more Xs, cross out any places near food.

Clue #2: Error Analysis
Does the picture match the word? Put a check or an X next to each answer.

Clue #3: Sorting Popcorn
Color the popcorn the same color as the box they belong in. Then, find the correct key at the bottom to solve the clue!

Starts with tr Starts with cr Starts with dr Starts with gr

tr ick cr ib dr um gr ab

3 Clue Version

Cross out Ferris Wheel and Merry Go Round if there are:
• 2 red kernels
• 3 yellow kernels
• 2 green kernels
• 3 blue kernels

Cross out the Bumper Cars and Pirate Ship if there are:
• 2 red kernels
• 2 yellow kernels
• 3 green kernels
• 3 blue kernels

Cross out the Pirate Ship and Ferris Wheel if there are:
• 3 red kernels
• 3 yellow kernels
• 2 green kernels
• 2 blue kernels

Cross out Roller Coaster and Merry Go Round if there are:
• 3 red kernels
• 2 yellow kernels
• 3 green kernels
• 2 blue kernels

Clue #1: The Theme Park
Do the words rhyme? If there are more checks, cross out any rides.
Put a check or an X. If there are more Xs, cross out any places near food.

Clue #2: Error Analysis
Does the picture match the word? Put a check or an X next to each answer.

Clue #3: Sorting Popcorn
Color the popcorn the same color as the box they belong in. Then, find the correct key at the bottom to solve the clue!

Clue #4: Word Hunt
Fill in the blend at the beginning of each word.

Clue #5: Multiple Choice
Tell what blend each picture shows. Circle the right answer. Then read the bottom.

A. tr B. br C. cr D. pr

A. tr B. fr C. cr D. pr

A. pr B. cr C. dr D. tr

A. fr B. dr C. cr D. tr

5 Clue Version

Circle how many you chose in each box below. Then, read the phrase to know what to cross out.

How many As did you circle?
1 A = close
2 As = next
3 As = far
4 As = in front

How many Bs did you circle?
1 B = the
2 Bs = of
3 Bs = to
4 Bs = from

How many Cs did you circle?
1 C = red
2 Cs = a
3 Cs = green
4 Cs = blue

How many Ds did you circle?
1 D = ship
2 Ds = flag
3 Ds = car
4 Ds = tent

Clue #3: Sorting Popcorn
Color the popcorn the same color as the box they belong in. Then, find the correct key at the bottom to solve the clue!

Starts with tr Starts with cr Starts with dr Starts with gr

tr ick cr ib dr um gr ab

Cross out Ferris Wheel and Merry Go Round if there are:
• 2 red kernels
• 3 yellow kernels
• 2 green kernels
• 3 blue kernels

Cross out the Bumper Cars and Pirate Ship if there are:
• 2 red kernels
• 2 yellow kernels
• 3 green kernels
• 3 blue kernels

Cross out the Pirate Ship and Ferris Wheel if there are:
• 3 red kernels
• 3 yellow kernels
• 2 green kernels
• 2 blue kernels

Clue #3: Sorting Popcorn
Color the popcorn the same color as the box they belong in. Then, find the correct key at the bottom to solve the clue!

Starts with tr Starts with cr Starts with dr Starts with gr

tr ick cr ib dr um gr ab

Cross out Ferris Wheel and Merry Go Round if there are:
• 2 red kernels
• 3 yellow kernels
• 2 green kernels
• 3 blue kernels

Cross out the Bumper Cars and Pirate Ship if there are:
• 2 red kernels
• 2 yellow kernels
• 3 green kernels
• 3 blue kernels

Cross out the Pirate Ship and Ferris Wheel if there are:
• 3 red kernels
• 3 yellow kernels
• 2 green kernels
• 2 blue kernels

Cross out Roller Coaster and Merry Go Round if there are:
• 3 red kernels
• 2 yellow kernels
• 3 green kernels
• 2 blue kernels

Short & Long Options

CVC OPTION AVAILABLE



Where's the Cotton Candy?

 Roller Coaster	 Ball Toss	 Popcorn Cart	 Ticket Booth
 Pirate Ship	 Merry-Go-Round	 Ferris Wheel	 Bumper Cars

Name: _____

Clue #1: The Theme Park
Do the words rhyme? Put a check or an X.
If there are more checks, cross out any rides.
If there are more Xs, cross out any places near food.

 bag and pan	 box and fox
 fun and sun	 jug and rug
 box and box	 pen and pen

Clue #2: Error Analysis
Does the picture match the word? Put a check or an X next to each answer.
Read the hint from the place with the most correct answers.

It is not by a game.  Ball Toss	It is close to a ride.  Roller Coaster	It is not up high in the sky.  Pirate Ship
--	---	---

Clue #3: Sorting Popcorn
Color the popcorn the same color as the box they belong in. Then, find the correct key at the bottom to solve the clue!

Starts with j  j _ _ of	Starts with f  _ _ _ f _ _	Starts with s  _ _ _ s _ _	Starts with b  _ _ _ b _ _
--	---	---	---

Clue #4: Word Hunt
Fill in the first letter of each word.

It is on a ride you go on with **pals**.

Clue #5: Multiple Choice
Tell what word each picture shows. Circle the right answer. Then read the bottom.

 A. hip B. zap C. zip D. tip	 A. dip B. dig C. den D. dot	 A. get B. gas C. gem D. gum	 A. jam B. job C. jet D. jug
--	--	--	--

Circle how many you chose in each box below. Then, read the phrase to know what to cross out.

How many As did you circle? 1 A = close 2 As = next 3 As = far 4 As = in front	How many Bs did you circle? 1 B = the 2 Bs = of 3 Bs = to 4 Bs = from	How many Cs did you circle? 1 C = red 2 Cs = a 3 Cs = green 4 Cs = blue	How many Ds did you circle? 1 D = ship 2 Ds = flag 3 Ds = car 4 Ds = tent
--	---	---	---

Differentiate within your small groups. Same clues. Same mystery. Different focus!

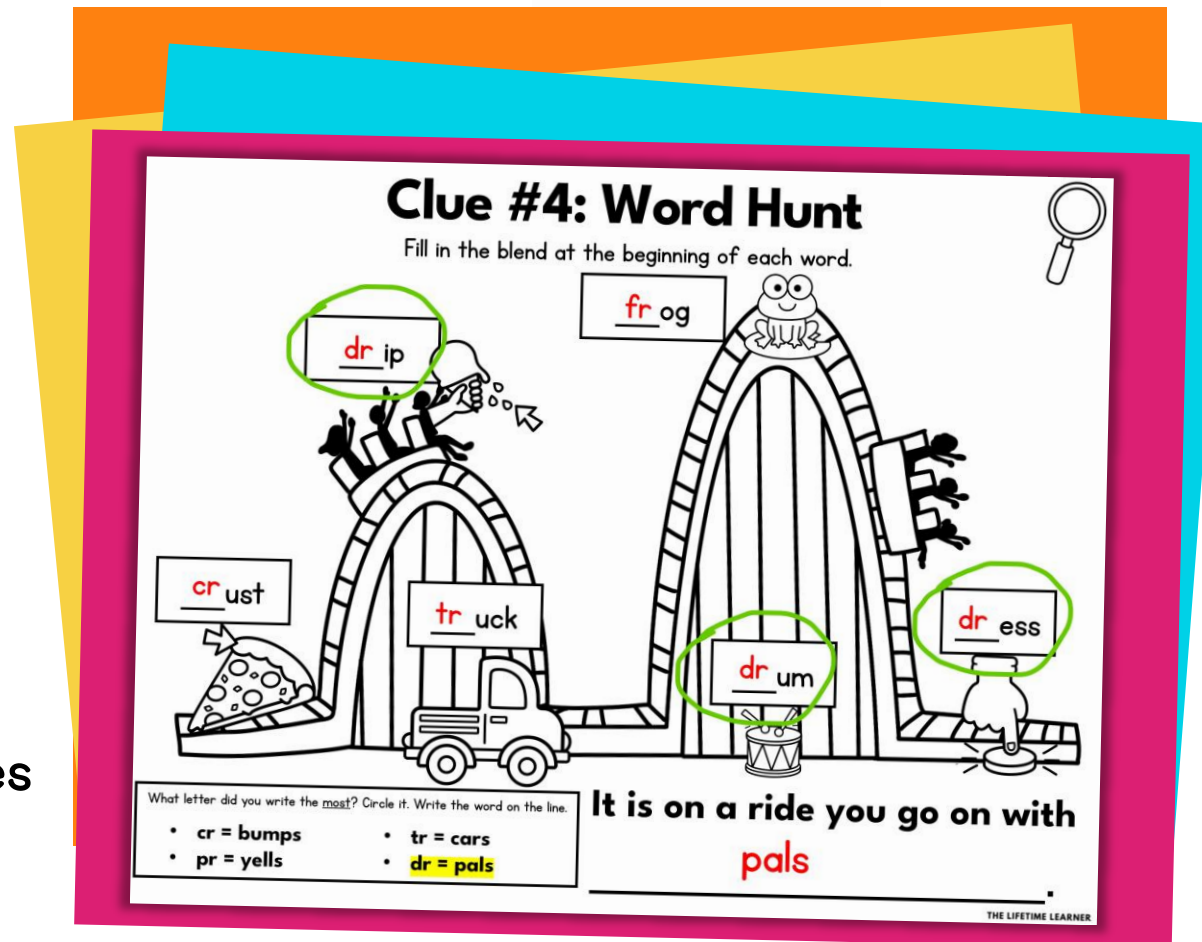
There is a version of the mystery included that reviews CVC Words (Short A, E, I, O, U).

FAST FINISHER ACTIVITY



PHONICS MYSTERY BENEFITS

- No Prep
- Print and Digital Versions
- 3 & 5 Clue Options
- Fun and Engaging
- Easy to Differentiate
- Encourages Critical Thinking
- Aligns with Phonics Standards
- Perfect for Review Days
- 2 Versions: Phonics Review OR CVC Words. You can even mix/match clues to combine the 2 skills together.



In K-I, this works well as a whole group lesson or in small groups at the teacher table.

Students will need teacher support to read & understand the clues/directions.

WHY TEACHERS LOVE THESE!

Ordinary phonics worksheets can be boring and unoriginal.

You want activities that are fun and engaging, but also rigorous and meaningful to student learning.

PHONICS MYSTERIES ARE EXACTLY WHAT YOU'VE BEEN LOOKING FOR!









Clue #1: The Theme Park
Do the words rhyme? If there are more checks, cross out any rides.
Put a check or an X. If there are more Xs, cross out any places near food.

Clue #2: Error Analysis
Does the picture match the word? Put a check or an X next to each answer.
Read the hint from the place with the most correct answers.

Clue #3: Sorting Popcorn
Color the popcorn the same color as the box they belong in. Then, find the correct key at the bottom to solve the clue!

Clue #4: Word Hunt
Fill in the blend at the beginning of each word.
fr og

Clue #5: Multiple Choice
Tell what blend each picture shows. Circle the right answer. Then read the bottom.

 A. tr B. br C. dr D. pr	 A. tr B. fr C. br D. dr	 A. fr B. or C. dr D. br	 A. fr B. dr C. fr D. pr
 A. dr B. gr C. or D. pr	 A. gr B. pr C. br D. fr	 A. pr B. dr C. fr D. gr	 A. or B. pr C. fr D. br

Circle how many you chose in each box below. Then, read the phrase to know what to cross out.

How many As did you circle? 1 A = class 2 As = next 3 As = far 4 As = in front	How many Bs did you circle? 1 B = the 2 Bs = of 3 Bs = to 4 Bs = from	How many Cs did you circle? 1 C = red 2 Cs = a 3 Cs = green 4 Cs = blue	How many Ds did you circle? 1 D = ship 2 Ds = flag 3 Ds = car 4 Ds = tent
---	---	---	---

The Detective Agency sends congratulations to:

 **Lindsay**

You solved the mystery!

11/2 Date **AW** Presented by:


LET'S DRAW...
a carnival tent

1 2 3
4 5 6



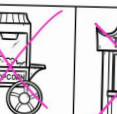

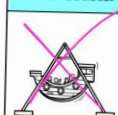
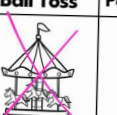



LET'S DRAW...
popcorn

1 2 3
4 5 6




Where's the Cotton Candy?

 Roller Coaster	 Ball Toss	 Popcorn Cart	 Ticket Booth
 Pirate Ship	 Merry-Go-Round	 Ferris Wheel	 Bumper Cars

Name: _____

solve the mystery



The Case of the Missing Cotton Candy

WHAT MAKES READING MYSTERIES UNIQUE?

Reading Mysteries aren't just a copy of Math Mysteries!

They have brand-new clues, focus on reading skills, and even feature a different conclusion to the mystery.

The only thing that stays the same is the list of suspects students start with!

So, if you have both, students can play during math and then again during reading for double the fun.

Reading





























Example
of Clue 1

Math

Clue #1: The Theme Park

Do the words rhyme?
Put a check or an X.






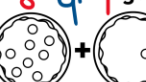
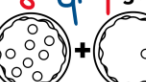

















If there are more checks, cross out any rides.
If there are more Xs, cross out any places near food.

THE LIFETIME LEARNER

Clue #1: Find It!

Solve each question. Circle the boxes that equal 8.
Read the words you circled from left to right like a book to solve the clue.

 + 	 + 	 + 	 + 
 + 	 + 	 + 	 + 
 + 	 + 	 + 	 + 

Write the phrase on the line. Cross the wrong place off your list.

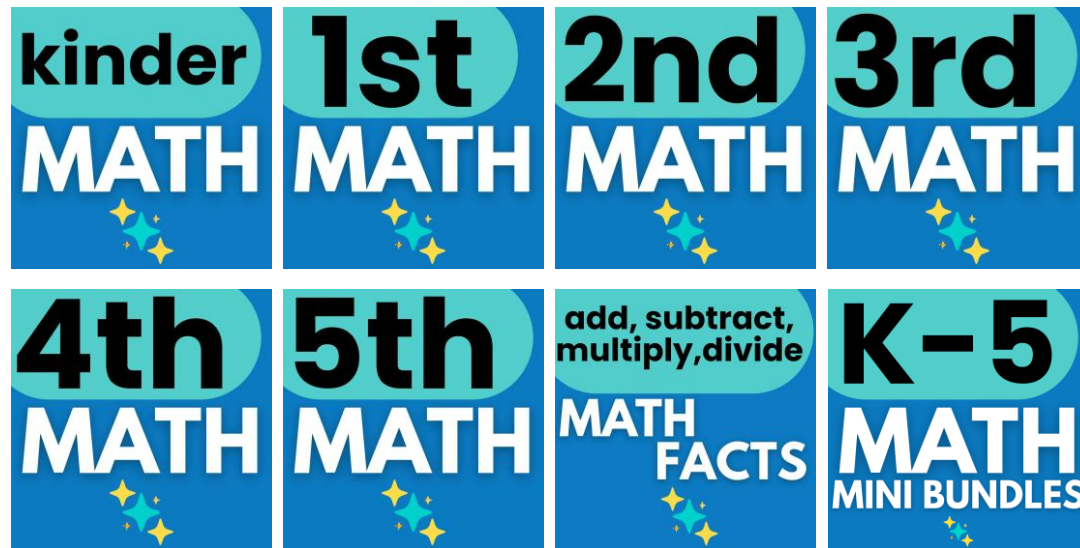
The cotton candy is not near animals

THE LIFETIME LEARNER

KEEP THE FUN GOING!

GRAB A MATH MYSTERY:

Math Mysteries aren't just a copy of reading. They come with fresh clues, unique math challenges, and a new culprit, so students are solving an entirely different case!



MORE READING MYSTERIES:

Explore other grade levels to differentiate and keep every student engaged.



**BUY A BUNDLE
TO SAVE BIG!**

