

# WHAT IS THIS?

**Clue #1: Find It!**  
Circle the boxes that start with sh-.  
Read the words you circled from left to right like a book to solve the clue.

**Clue #2: Descrambler**  
Look at the picture. Match it to a word below. Write the letter next to each passport on each line. When the letters are unscrambled, they will make up the clue.

**Clue #3: Sorting Suitcases**  
Color the suitcases the same color as the plane they belong in.  
Then, find the correct key at the bottom to solve the clue!

**Clue #4: Right or Wrong**  
Does the picture match the word? Color the thumb in to show if you agree.

**Clue #5: Word Hunt**  
Read the box at the bottom.  
What word is left? Write it on the line.

**solve the mystery**  
The Case of the Missing Luggage  
THE LIFETIME LEARNER


**Where is the Suitcase?**  
Figure out where you left the missing suitcase by solving each clue.

 Italy	 Japan	 Canada	 Germany
 England	 India	 France	 Ireland

Name: \_\_\_\_\_

Students complete a series of clues to figure out where the missing suitcase is!

# HOW TO PLAY



## What Happened?

You were so excited to be on vacation that you accidentally left your suitcase somewhere! Now, you have no idea where it is. Solve the clues to figure out which country your suitcase is in.

1. Take a list of countries and then start solving each clue.
2. Each time you solve a clue, you will get closer to discovering where your suitcase is.
3. Cross out wrong countries each time you find out new information. Good luck!



THE LIFETIME LEARNER

## Clue #1: Find It!

Circle the boxes that start with sh-.

Read the words you circled from left to right like a book to solve the clue.

can	<b>not</b>	eat	food
<b>where</b>	sing	<b>you</b>	<b>eat</b>
play	<b>pretzels</b>	antlers	tusks

Write the phrase on the line. Cross the wrong places off your list.

not where you eat pretzels

THE LIFETIME LEARNER

## Where is the Suitcase?

Figure out where you left the missing suitcase by solving each clue.

Italy	Japan	Canada	Germany
England	India	France	Ireland

Name: \_\_\_\_\_

THE LIFETIME LEARNER

Each time students solve a clue, it will reveal what country to cross out.  
When all clues are completed, the mystery of the missing suitcase be solved!

# SKILL PRACTICE


## Beginning Digraphs Review:

- CH, SH, WH, TH
- Reading Beginning Digraphs
- Blending Words
- SH Words in Isolation
- Rhyming Beginning Digraphs
- Error Analysis
- Matching Picture to Word

### Clue #1: Find It!


Circle the boxes that start with sh-.

Read the words you circled from left to right like a book to solve the clue.



### Clue #2: Descrambler

Look at the picture. Match it to a word below. Write the letter next to each passport on each line. When the letters are unscrambled, they will make up the clue.



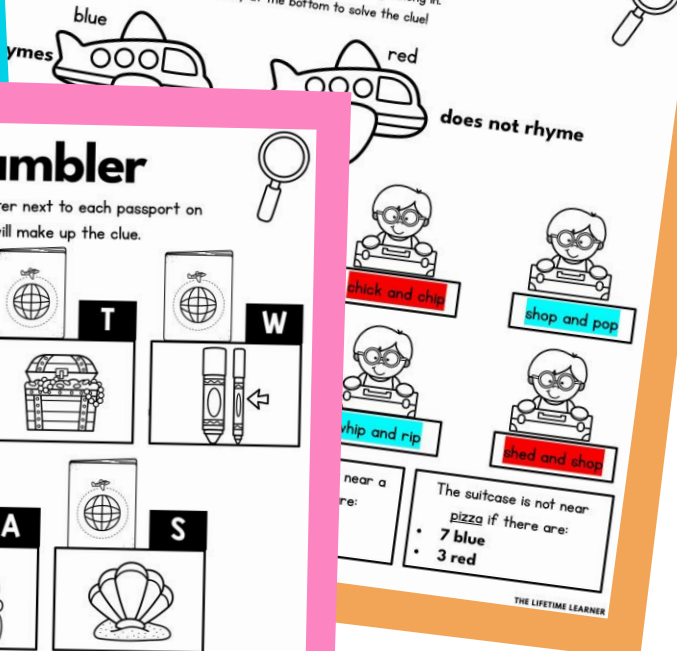
The suitcase is not near something

T H A T G R O W S

chest shop chin whisk chat thick shed thin shell

### Clue #3: Sorting Suitcases

Color the suitcases the same color as the plane they belong in. Then, find the correct key at the bottom to solve the clue!



**All clues focus on reviewing beginning digraphs!**

# MULTIPLE VERSIONS





## Print & Digital Forms



**Clue #1: Find It!**  
Circle the boxes that start with sh-.  
Read the words you circled from left to right like a book to solve the clue.






**Clue #2: Descrambler**  
Look at the picture. Match it to a word below. Write the letter next to each passport on each line. When the letters are unscrambled, they will make up the clue.

**Clue #3: Sorting Suitcases**  
Color the suitcases the same color as the plane they belong in.  
Then, find the correct key at the bottom to solve the clue!

**3 Clue Version**

rhymes   does not rhyme

shed and bed  shop and pop 

shed and bed  the and thus  shin and grin  whip and nip  shed and shop 

The suitcase is not near a bag if there are:  
• 4 blue  
• 2 red

The suitcase is not near a bag if there are:  
• 5 blue  
• 5 red

The suitcase is not near a bag if there are:  
• 4 blue  
• 6 red

The suitcase is not near a bag if there are:  
• 7 blue  
• 3 red




THE LIFETIME LEARNER

**Clue #1: Find It!**  
Circle the boxes that start with sh-.  
Read the words you circled from left to right like a book to solve the clue.

**Clue #2: Descrambler**  
Look at the picture. Match it to a word below. Write the letter next to each passport on each line. When the letters are unscrambled, they will make up the clue.





**Clue #3: Sorting Suitcases**  
Color the suitcases the same color as the plane they belong in.  
Then, find the correct key at the bottom to solve the clue!


**Clue #4: Right or Wrong**  
Does the picture match the word? Color the thumb in to show if you agree.

chop  whack  chess 

**Clue #5: Word Hunt**  
Read the box at the bottom.  
What word is left? Write it on the line.

**5 Clue Version**

chip  shot  DEPARTURES  shack 





eat 


Cross out these pictures:  
What word is left? Write it on the line.

You left your suitcase so you could go eat.

THE LIFETIME LEARNER

**Clue #5: Word Hunt**  
Read the box at the bottom.  
What word is left? Write it on the line.





chip  shot  DEPARTURES  shack 


eat 

Cross out these pictures:  
What word is left? Write it on the line.

You left your suitcase so you could go eat.

**Clue #5: Word Hunt**  
Read the box at the bottom.  
What word is left? Write it on the line.

chip  shot  DEPARTURES  shack 


eat 

Cross out these pictures:  
What word is left? Write it on the line.

You left your suitcase so you could go eat.

## Short & Long Options

# CVC OPTION AVAILABLE




Differentiate within your small groups. Same clues. Same mystery. Different focus!

There is a version of the mystery included that reviews CVC Words (Short A, E, I, O, U).

# FAST FINISHER ACTIVITY



The Detective Agency sends  
congratulations to:



Lindsay

You solved the mystery!



11/2

Date

AW


Presented by:

LET'S DRAW...  
an island



THE LIFETIME LEARNER

LET'S DRAW...  
a volcano



THE LIFETIME LEARNER

If students finish early,  
give them a  
certificate of completion  
and a directed drawing  
to complete while others  
continue working.





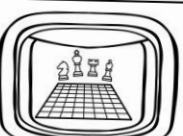




# PHONICS MYSTERY BENEFITS



- No Prep
- Print and Digital Versions
- 3 & 5 Clue Options
- Fun and Engaging
- Easy to Differentiate
- Encourages Critical Thinking
- Aligns with Phonics Standards
- Perfect for Review Days
- 2 Versions: Phonics Review OR CVC Words. You can even mix/match clues to combine the 2 skills together.

**Clue #4: Right or Wrong**

Does the picture match the word? Color the thumb in to show if you agree.

 chop	 whack	 chess
 that	 chick	 shot
 shin	 check	 shut

In each box, color a thumbs up or a thumbs down to show if the picture is correct.

How many pictures were correct? The answer will help you know what to keep.

1 Correct = The country starts with letter E. 2 Correct = The country starts with letter M. 3 Correct = The country starts with letter P. 4 Correct = The country starts with letter J.	5 Correct = The country starts with letter I. 6 Correct = The country starts with letter F. 7 Correct = The country starts with letter C. 8 Correct = The country starts with letter G.
--	--

THE LIFETIME LEARNER

In K-1, this works well as a whole group lesson or in small groups at the teacher table.

Students will need teacher support to read & understand the clues/directions.

# WHY TEACHERS LOVE THESE!

Ordinary phonics worksheets can be boring and unoriginal.

You want activities that are fun and engaging, but also rigorous and meaningful to student learning.

**PHONICS MYSTERIES ARE EXACTLY WHAT YOU'VE BEEN LOOKING FOR!**

**Clue #1: Find It!**  
Circle the boxes that start with sh.  
Read the words you circled from left to right like a book to solve the clue.

**Clue #2: Descrambler**  
Look at the picture. Match it to a word below. Write the letter next to each passport on each line. When the letters are unscrambled, they will make up the clue.

**Clue #3: Sorting Suitcases**  
Color the suitcases the same color as the plane they belong in.  
Then, find the correct key at the bottom to solve the clue.  
blue      red

**Clue #4: Right or Wrong**  
Does the picture match the word? Color the thumb in to show if you agree.  
chop      whack      chess

**Clue #5: Word Hunt**  
Read the box at the bottom.  
DEPARTURES →  
chip      whisk      chick      ship

**Clue #5: Word Hunt**  
Cross out these pictures:  
What word is left? Write it on the line.  
You left your suitcase so you could go eat.

The Detective Agency sends congratulations to:

**Lindsay**  
You solved the mystery!

11/2      AW  
Date      Presented by:

LET'S DRAW...  
**an island**

1 2 3  
4 5 6

LET'S DRAW...  
**a volcano**

1 2 3  
4 5 6

**Where is the Suitcase?**  
Figure out where you left the missing suitcase by solving each clue.

 Italy	 Japan	 Canada	 Germany
 England	 India	 France	 Ireland

Name: \_\_\_\_\_

**solve the mystery**

**The Case of the Missing Luggage**

# WHAT MAKES READING MYSTERIES UNIQUE?

Reading Mysteries aren't just a copy of Math Mysteries!

They have brand-new clues, focus on reading skills, and even feature a different conclusion to the mystery.

The only thing that stays the same is the list of suspects students start with!

So, if you have both, students can play during math and then again during reading for double the fun.

**Reading**













Example  
of Clue 1

**Math**

**Clue #1: Find It!**

Circle the boxes that start with sh-.

Read the words you circled from left to right like a book to solve the clue.

 can	 not	 eat	 food
 sing	 you	 eat	 3
 play	 pretzels	 antlers	 tusks

Write the phrase on the line. Cross the wrong places off your list.

not where you eat pretzels

**Clue #1 Graph**

Count the food. Then, graph it.

10		
9		●
8		●
7	●	●
6	●	●
5	●	●
4	●	●
3	●	●
2	●	●
1	●	●

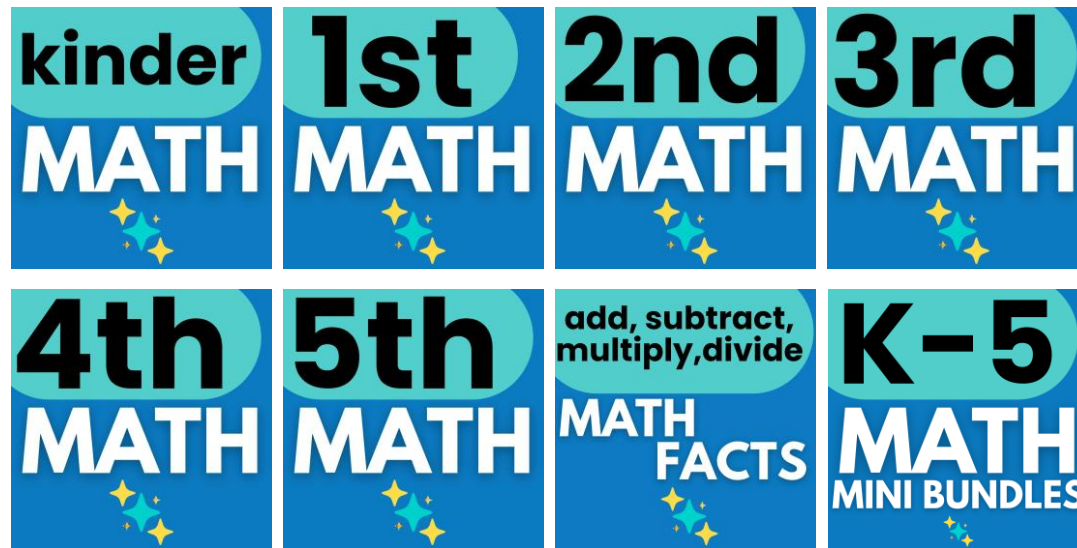
How many pizzas are there? 7

How many pretzels are there? 9

# KEEP THE FUN GOING!

## GRAB A MATH MYSTERY:

Math Mysteries aren't just a copy of reading. They come with fresh clues, unique math challenges, and a new culprit, so students are solving an entirely different case!



## MORE READING MYSTERIES:

Explore other grade levels to differentiate and keep every student engaged.



**BUY A BUNDLE  
TO SAVE BIG!**

