

WHAT IS THIS?

Clue #1: Color the Chocolates
Answer each question. Color in each chocolate box. Then, read the bottom.

Clue #2: Descrambler
Look at the picture. Match it to a word below. Write the letter next to each flower on each line. When the letters are unscrambled, they will make up the clue.

Clue #3: Error Analysis
What should the middle letter be? Put a check or an X next to each answer. Read the hint from the character with the most correct answers.

Clue #4: Word Hunt
Read the bottom.

Clue #5: Multiple Choice
Which word does NOT rhyme with the rest? Circle it. Then read the bottom.

Where is the Party?
Figure out where the Valentine's Day party is being held by solving each clue.

solve the mystery

The Case of the Valentine Party

99 Love Lane **44 Love Lane** **77 Candy Road** **55 Candy Road**
33 Heart Way **88 Heart Way** **22 Rose Street** **66 Rose Street**

Name: _____

Students complete a series of clues to figure out where the Valentine Party is!

HOW TO PLAY

What Happened?


Whoops! You lost the address of the place where the Valentine's Day party is being held. Help figure out where the party is by solving each clue so you can arrive on time!

1. Take a list of places and then start solving each clue.
2. Each time you solve a clue, you will get closer to discovering where the party is.
3. Cross out wrong places each time you find out new information. Good luck!



Clue #1: Color the Chocolates

Answer each question. Color in each chocolate box. Then, read the bottom.



- | | | | | | |
|------------------------------------------------|------------------------------------------------|------------------------------------------------|------------------------------------------------|------------------------------------------------|------------------------------------------------|
| <input type="checkbox"/> bat - color it pink | <input type="checkbox"/> Ben - color it pink | <input type="checkbox"/> big - color it pink | <input type="checkbox"/> fix - color it pink | <input type="checkbox"/> red - color it pink | <input type="checkbox"/> top - color it pink |
| <input type="checkbox"/> hot - color it purple | <input type="checkbox"/> men - color it purple | <input type="checkbox"/> pig - color it purple | <input type="checkbox"/> box - color it purple | <input type="checkbox"/> bed - color it purple | <input type="checkbox"/> pop - color it purple |
| <input type="checkbox"/> roof - color it red | <input type="checkbox"/> den - color it red | <input type="checkbox"/> dig - color it red | <input type="checkbox"/> fit - color it red | <input type="checkbox"/> fed - color it red | <input type="checkbox"/> mop - color it red |
| <input type="checkbox"/> cat - color it blue | <input type="checkbox"/> hen - color it blue | <input type="checkbox"/> wig - color it blue | <input type="checkbox"/> fix - color it blue | <input type="checkbox"/> wed - color it blue | <input type="checkbox"/> cap - color it blue |



What color boxes do you see? Find the key that matches for your next hint!

- | | | | |
|--------------------------------------------------------------------------------------------------------------------------------------------------------------------------------------------------|-------------------------------------------------------------------------------------------------------------------------------------------------------------------------------------------------|-------------------------------------------------------------------------------------------------------------------------------------------------------------------------------------------------|------------------------------------------------------------------------------------------------------------------------------------------------------------------------------------------------|
| <ul style="list-style-type: none"> • 1 pink box • 2 purple boxes • 2 red boxes • 1 blue box <p>The party house does not have <u>three</u> windows.</p> | <ul style="list-style-type: none"> • 1 pink box • 2 purple boxes • 2 red boxes • 1 blue box <p>The party house does not have <u>four</u> windows.</p> | <ul style="list-style-type: none"> • 1 pink box • 2 purple boxes • 2 red boxes • 1 blue box <p>The party house does not have <u>five</u> windows.</p> | <ul style="list-style-type: none"> • 1 pink box • 2 purple boxes • 2 red boxes • 1 blue box <p>The party house does not have <u>six</u> windows.</p> |
|--------------------------------------------------------------------------------------------------------------------------------------------------------------------------------------------------|-------------------------------------------------------------------------------------------------------------------------------------------------------------------------------------------------|-------------------------------------------------------------------------------------------------------------------------------------------------------------------------------------------------|------------------------------------------------------------------------------------------------------------------------------------------------------------------------------------------------|

Where is the Party?

Figure out where the Valentine's Day party is being held by solving each clue.



Name: _____

Each time students solve a clue, it will reveal what place(s) to cross out.

When all clues are completed, the mystery of the Valentine Party will be solved!

SKILL PRACTICE

Kinder Valentine Phonics Review:

- CVC Words
- Matching Picture to Word
- Blending Words
- Medial Sounds
- Beginning Sounds
- Onset and Rime
- Rhyming CVC Words

Clue #1: Color the Chocolates
Answer each question. Color in each chocolate box. Then, read the bottom.

Clue #2: Descrambler
Look at the picture. Match it to a word below. Write the letter next to each flower on each line. When the letters are unscrambled, they will make up the clue.

Clue #3: Error Analysis
The middle letter be? Put a check or an X next to each answer. Use the hint from the character with the most correct answers.


Clue #1 Details: Includes a list of items to color (bat, hat, mat, cat, Ben, men, den, hen) and a list of boxes to color (1 pink, 2 purple, 2 red, 1 blue). A clue states: "The party house does not have three windows."

Clue #2 Details: Includes a grid of pictures (fan, lips, spider, rabbit, kite) and unscrambled letters (A, H, T, N, Y, W, O, E, R, A). A clue states: "The party is not".

Clue #3 Details: Includes a picture of a girl and a list of words (lap, bit, leg) with checkmarks or X marks. A clue states: "The party is in a house with hearts on the bush."

All clues focus on reviewing many phonics skills!

MULTIPLE VERSIONS



Print & Digital Forms

Clue #1: Color the Chocolates
Answer each question. Color in each chocolate box. Then, read the bottom.

Clue #2: Descrambler
Look at the picture. Match it to a word below. Write the letter next to each flower on each line. When the letters are unscrambled, they will make up the clue.

Clue #3: Error Analysis
What should the middle letter be? Put a check or an X next to each answer. Read the hint from the character with the most correct answers.

3 Clue Version

ham mix pot pop gem lap bit leg

Clue #1: Color the Chocolates
Answer each question. Color in each chocolate box. Then, read the bottom.

Clue #2: Descrambler
Look at the picture. Match it to a word below. Write the letter next to each flower on each line. When the letters are unscrambled, they will make up the clue.

Clue #3: Error Analysis
What should the middle letter be? Put a check or an X next to each answer.

Clue #4: Word Hunt
Read the bottom.

Clue #5: Multiple Choice
Which word does NOT rhyme with the rest? Circle it. Then read the bottom.

5 Clue Version

How many A's did you circle?
1 A = no
2 A's = big
3 A's = small
4 A's = yes

How many B's did you circle?
1 B = roof
2 B's = heart
3 B's = circle
4 B's = house

How many C's did you circle?
1 C = back
2 C's = front
3 C's = green
4 C's = red

How many D's did you circle?
1 D = bush
2 D's = tree
3 D's = door
4 D's = window

Clue #1: Color the Chocolates
Answer each question. Color in each chocolate box. Then, read the bottom.

What color boxes do you see? Find the key that matches for your next hint!

- 1 pink box
- 2 purple boxes
- 2 red boxes
- 1 blue box

The party house does not have three windows.

Clue #1: Color the Chocolates
Answer each question. Color in each chocolate box. Then, read the bottom.

What color boxes do you see? Find the key that matches for your next hint!

- 1 pink box
- 2 purple boxes
- 2 red boxes
- 1 blue box

The party house does not have three windows.

Short & Long Options

CVC OPTION AVAILABLE

Where is the Party?
Figure out where the Valentine's Day party is being held by solving each clue.

 99 Love Lane	 44 Love Lane	 77 Candy Road	 55 Candy Road
 33 Heart Way	 88 Heart Way	 22 Rose Street	 66 Rose Street

Name: _____

Clue #1: Color the Chocolates
How does each word end? Color in each chocolate box. Then, read the bottom.

f	f	f	f

Clue #2: Descrambler
Look at the picture. Match it to a word below. Write the letter next to each flower on each line. When the letters are unscrambled, they will make up the clue.

A	H	T	N	Y	W	O	E	R	A

Clue #3: Error Analysis
Does the picture match the word? Put a check or an X next to each answer. Read the hint from the character with the most correct answers.

 rot	 sip	 ham	 cap	 peg
---------	---------	---------	---------	---------

Clue #4: Word Hunt
Read the bottom.

There are no trees in the front yard.

Clue #5: Multiple Choice
Circle the right answer. Then read the bottom.

A. den B. dam C. dip D. dog	A. box B. bib C. bat D. bit	A. run B. rug C. rag D. rat	A. not B. nip C. nap D. net
A. bag B. bin C. bat D. big	A. sub B. cab C. cut D. cat	A. tub B. tip C. top D. tap	A. sum B. sip C. sur D. sat


Circle how many you chose in each box below. Then, read the phrase to know what to cross out.

How many As did you circle? 1 A = no 2 As = big 3 As = small 4 As = yes	How many Bs did you circle? 1 B = roof 2 Bs = heart 3 Bs = circle 4 Bs = house	How many Cs did you circle? 1 C = back 2 Cs = front 3 Cs = green 4 Cs = red	How many Ds did you circle? 1 D = bush 2 Ds = tree 3 Ds = door 4 Ds = window
-------------------------------------------------------------------------------------	--------------------------------------------------------------------------------------------	-----------------------------------------------------------------------------------------	------------------------------------------------------------------------------------------

Differentiate within your small groups. Same clues. Same mystery. Different focus!


There is a version of the mystery included that reviews CVC Words (Short A, E, I, O, U).

FAST FINISHER ACTIVITY



If students finish early, give them a certificate of completion and a directed drawing to complete while others continue working.

PHONICS MYSTERY BENEFITS



- No Prep
- Print and Digital Versions
- 3 & 5 Clue Options
- Fun and Engaging
- Easy to Differentiate
- Encourages Critical Thinking
- Aligns with Phonics Standards
- Perfect for Review Days
- 2 Versions: Phonics Review OR CVC Words.
You can even mix/match clues to combine the 2 skills together.

Clue #4: Word Hunt
Read the bottom.

Fill in the beginning letter for each word.
Which letter did you write the most?

- **B** = tree
- P = hearts
- L = bush
- C = fence

Write the word on the line.

There are no tree s in the front yard.

THE LIFETIME LEARNER

In K-1, this works well as a whole group lesson or in small groups at the teacher table.

Students will need teacher support to read & understand the clues/directions.

WHY TEACHERS LOVE THESE!

Ordinary phonics worksheets can be boring and unoriginal.

You want activities that are fun and engaging, but also rigorous and meaningful to student learning.

PHONICS MYSTERIES ARE EXACTLY WHAT YOU'VE BEEN LOOKING FOR!

Clue #1: Color the Chocolates
Answer each question. Color in each chocolate box. Then, read the bottom.

Clue #2: Descrambler
Look at the picture. Match it to a word below. Write the letter next to each flower on each line. When the letters are unscrambled, they will make up the clue.

Clue #3: Error Analysis
What should the middle letter be? Put a check or an X next to each answer. Read the hint from the character with the most correct answers.

Clue #4: Word Hunt
Read the bottom.

Clue #5: Multiple Choice
Which word does NOT rhyme with the rest? Circle it. Then read the bottom.

A. dog B. cab C. fog D. log	A. bag B. rag C. wag D. sad	A. hip B. pin C. rip D. tip	A. man B. fan C. nap D. van
A. hen B. den C. men D. yes	A. big B. bog C. hog D. jog	A. dad B. bad C. cab D. had	A. bib B. fib C. rib D. kid

Circle how many you chose in each box below. Then, read the phrase to know what to cross out.

How many As did you circle? 1 A = no 2 As = big 3 As = small 4 As = yes	How many Bs did you circle? 1 B = roof 2 Bs = heart 3 Bs = circle 4 Bs = house	How many Cs did you circle? 1 C = back 2 Cs = front 3 Cs = green 4 Cs = red	How many Ds did you circle? 1 D = bush 2 Ds = tree 3 Ds = door 4 Ds = window
-------------------------------------------------------------------------------------	--------------------------------------------------------------------------------------------	-----------------------------------------------------------------------------------------	------------------------------------------------------------------------------------------

The Detective Agency sends congratulations to:

Lindsay

You solved the mystery!

11/2 Date **AW** Presented by:

LET'S DRAW...
a cupcake

LET'S DRAW...
an envelope

Where is the Party?
Figure out where the Valentine's Day party is being held by solving each clue.

99 Love Lane	44 Love Lane	77 Candy Road	55 Candy Road
33 Heart Way	88 Heart Way	22 Rose Street	66 Rose Street

Name: _____

solve the mystery

The Case of the Valentine Party

KEEP THE FUN GOING!

GRAB A MATH MYSTERY:

Math Mysteries aren't just a copy of reading. They come with fresh clues, unique math challenges, and a new culprit, so students are solving an entirely different case!



MORE READING MYSTERIES:

Explore other grade levels to differentiate and keep every student engaged.



**BUY A BUNDLE
TO SAVE BIG!**

