

WHAT IS THIS?

Clue #1: Fill in the Blank

up ☐ does ☐ stick ☐ two ☐ six ☐ four

Clue #2: Word Hunt

Clue #3: Winter Animals

Which animal has the correct vowel sound? Circle it in each box. Which animal has more correct?

If the bunny has more, cross out the top row.
If the bird has more, cross out the bottom row.

Clue #4: Error Analysis

Does the picture match the word? Put a check or an X next to each answer.
Read the hint from the snowman with the most correct answers. Cross one snowman out.

The snowman has a scarf. ☐ The snowman has a hat. ☐ The snowman has a carrot. ☐

Clue #5: Read It Like a Book

Color the boxes that rhyme. Cross out the boxes that do not rhyme.
Read the words at the top of each box you colored from left to right like a book to solve the clue.









no	the	arm	snowman
pat	cop	kid	tag
pan	top	kit	wag
has	stick	a	smile
jog	ham	fin	job
hat	pin	nod	
scarf	round	big	head
bin	bad	cob	pig
rad		wig	

Write the phrase on the line. Cross the wrong snowman off your list.

the snowman has a round head

Which Snowman is Mine?


As you solve each clue, cross out the wrong answers. The snowman left at the end is the one I built!

			
Snowman #1	Snowman #2	Snowman #3	Snowman #4
			
Snowman #5	Snowman #6	Snowman #7	Snowman #8

Name: _____

Students complete a series of clues to figure out which is the mystery snowman!

HOW TO PLAY



What Happened?

Lots of kids who live in the neighborhood built a snowman for everyone to see. Can you figure out which one I built? Solve the clues to figure out the mystery and reveal which snowman belongs to me!

1. Take a snowman list and then start solving each clue.
2. Each time you solve a clue, you will get closer to discovering which snowman is mine.
3. Cross out wrong snowmen each time you find out new information. Good luck!



THE LIFETIME LEARNER

Clue #1: Fill in the Blank



Read each word below. Find the matching picture above. Then write the word in each box.

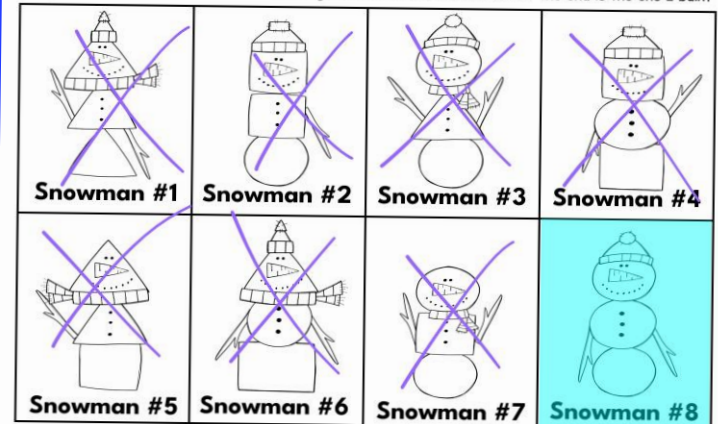
Word:	Word:	Word:
hid <input type="text" value="the"/>	dip <input type="text" value="made"/>	fix <input type="text" value="two"/>
dig <input type="text" value="snowman"/>	sip <input type="text" value="does"/>	six <input type="text" value="stick"/>
win <input type="text" value="I"/>	pit <input type="text" value="have"/>	bib <input type="text" value="arms"/>

When you are done, read the words in order from top to bottom ↓ in each row to figure out the clue.

THE LIFETIME LEARNER

Which Snowman is Mine?

As you solve each clue, cross out the wrong answers. The snowman left at the end is the one I built!

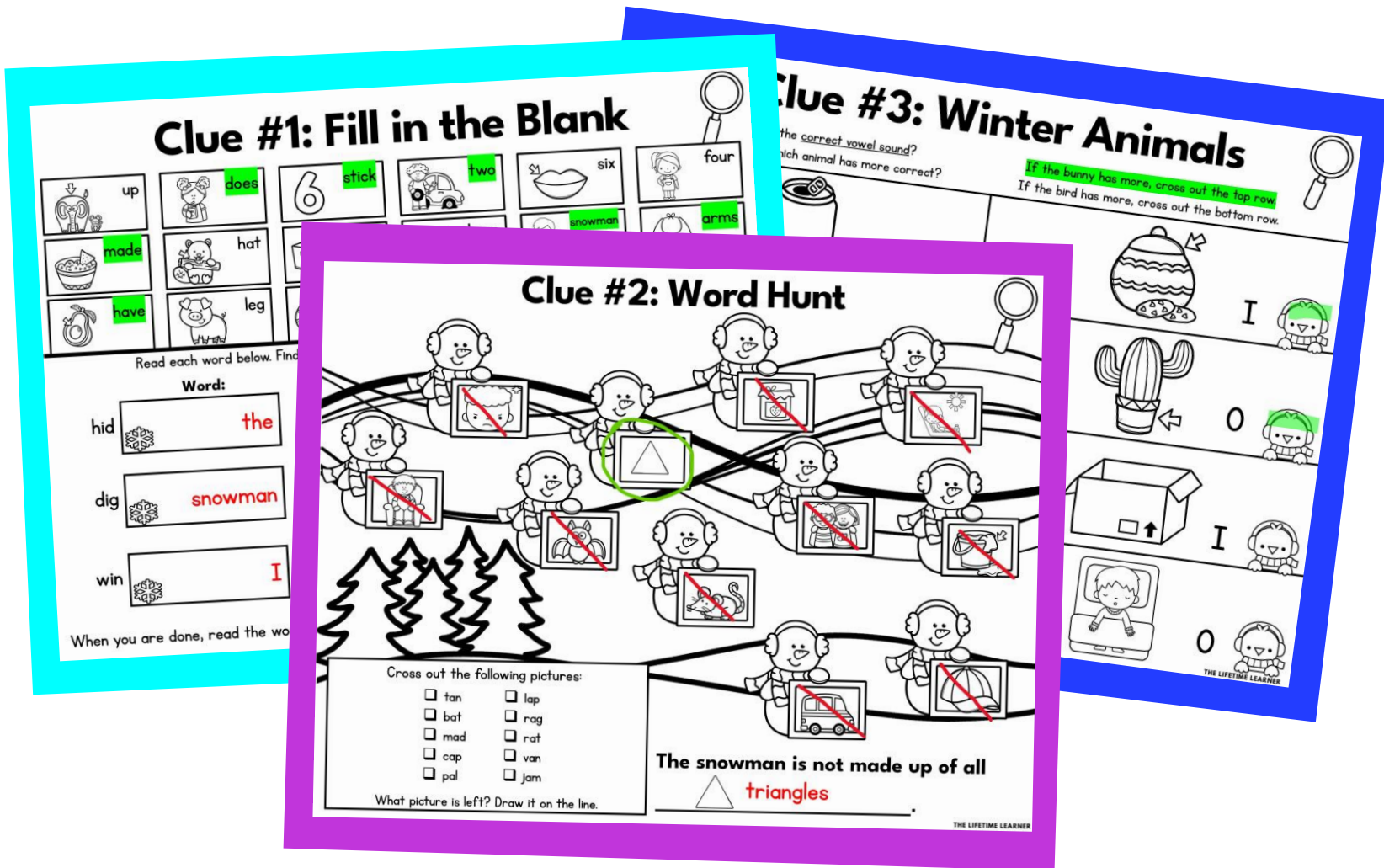


Name: _____

THE LIFETIME LEARNER

Each time students solve a clue, it will reveal what snowman to cross out.
When all clues are completed, the mystery of the winter snowman will be solved!

SKILL PRACTICE



Kinder Winter Phonics Review:

- Focus on CVC Short A, I, O
- Medial Sounds
- Blending Words
- Onset and Rime
- Rhyming Pairs Short A, I, O

All clues focus on reviewing kindergarten phonics skills!

MULTIPLE VERSIONS



Print & Digital Forms

Clue #1: Fill in the Blank



Clue #2: Word Hunt



Clue #3: Winter Animals



3 Clue Version

Clue #1: Fill in the Blank



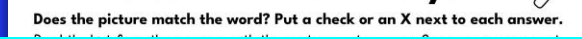
Clue #2: Word Hunt



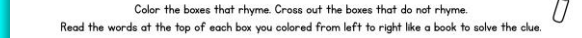
Clue #3: Winter Animals



Clue #4: Error Analysis



Clue #5: Read It Like a Book



5 Clue Version

Clue #3: Winter Animals

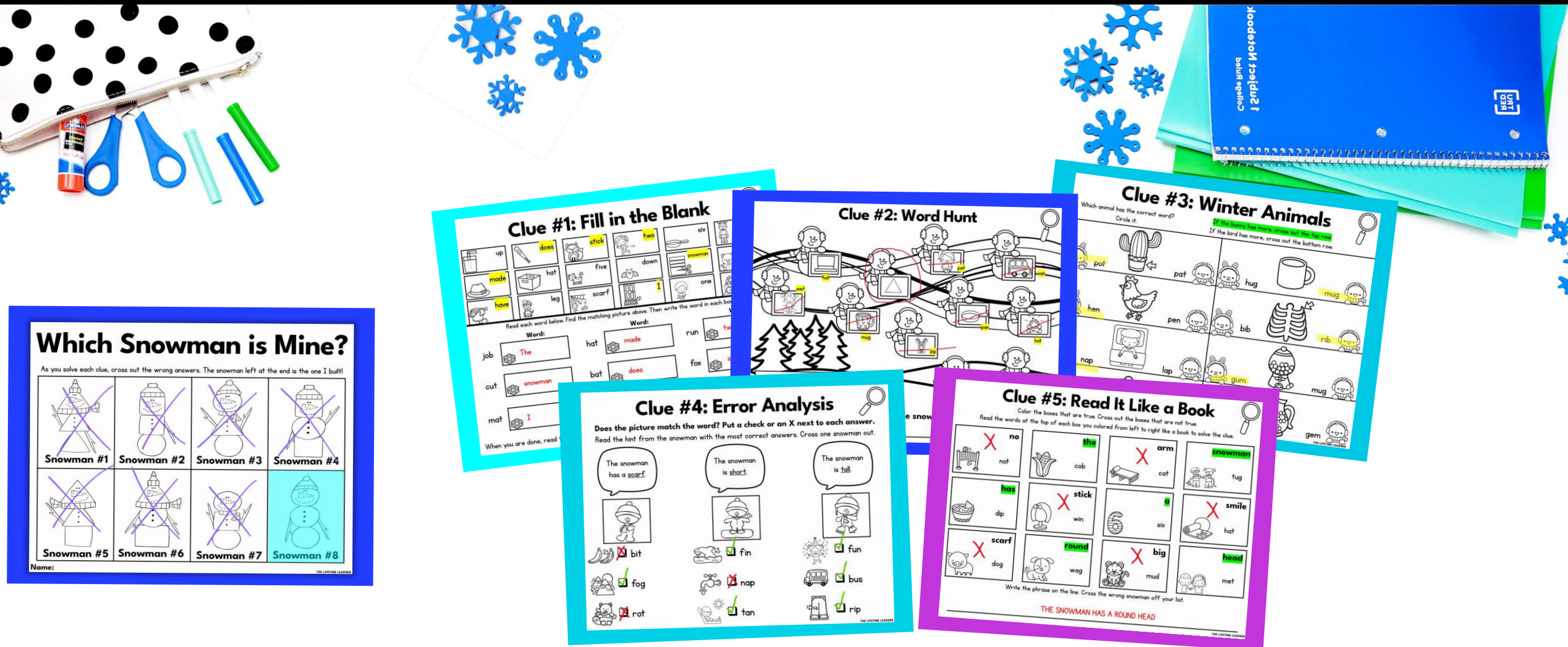


Clue #3: Winter Animals



Short & Long Options

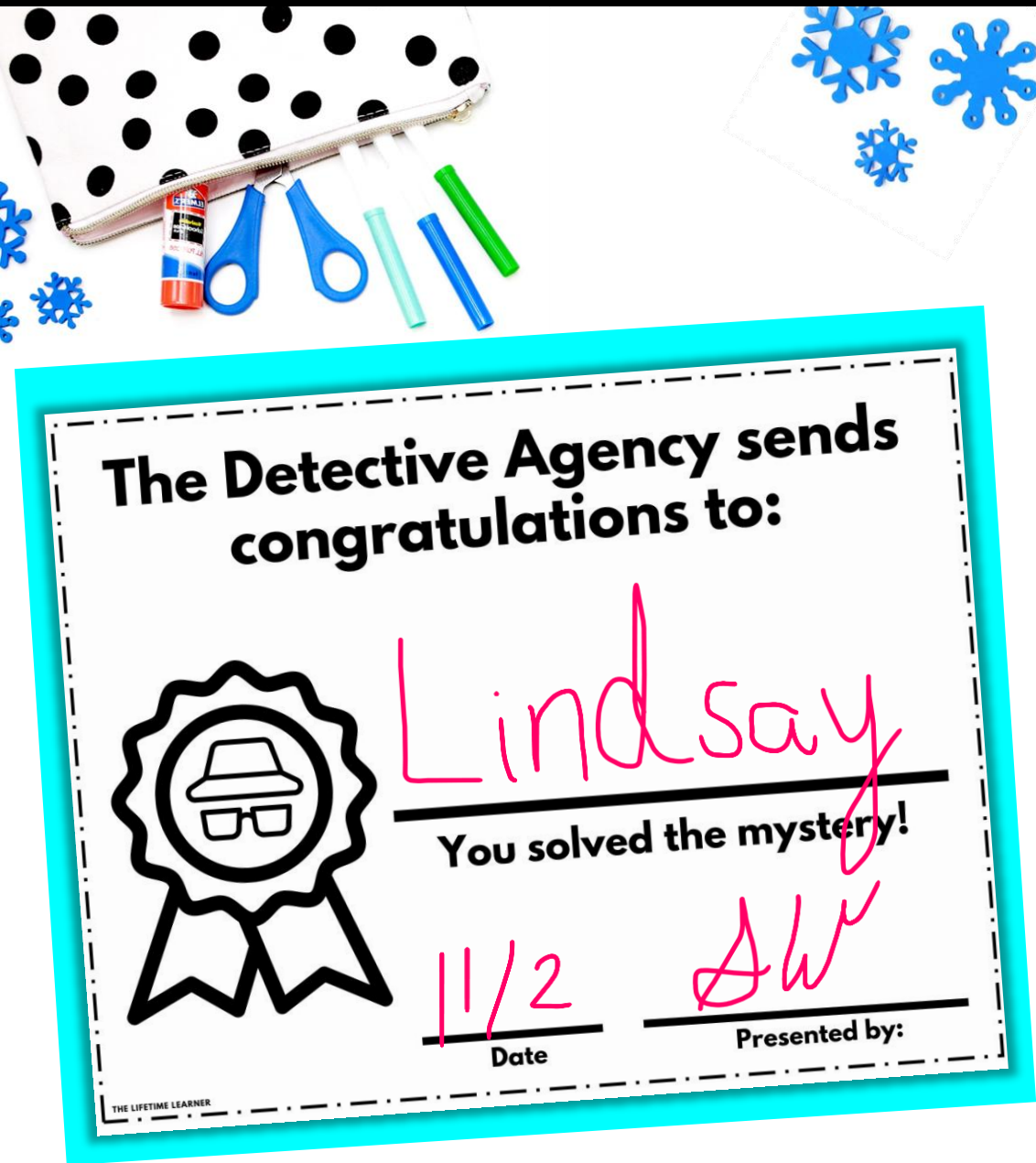
CVC OPTION AVAILABLE



Differentiate within your small groups. Same clues. Same mystery. Different focus!


There is a version of the mystery included that reviews CVC Words (Short A, E, I, O, U).

FAST FINISHER ACTIVITY




If students finish early, give them a certificate of completion and a directed drawing to complete while others continue working.













PHONICS MYSTERY BENEFITS



- No Prep
- Print and Digital Versions
- 3 & 5 Clue Options
- Fun and Engaging
- Easy to Differentiate
- Encourages Critical Thinking
- Aligns with Phonics Standards
- Perfect for Review Days
- 2 Versions: Phonics Review OR CVC Words. You can even mix/match clues to combine the 2 skills together.

Clue #4: Error Analysis 

Does the picture match the word? Put a check or an X next to each answer.
Read the hint from the snowman with the most correct answers. Cross one snowman out.

Clue 1: The snowman has a <u>scarf</u> .	Clue 2: The snowman is <u>short</u> .	Clue 3: The snowman is <u>tall</u> .
		
 <input checked="" type="checkbox"/> fog	 <input checked="" type="checkbox"/> dot	 <input checked="" type="checkbox"/> hop
 <input checked="" type="checkbox"/> fox	 <input checked="" type="checkbox"/> hog	 <input checked="" type="checkbox"/> rob
 <input checked="" type="checkbox"/> mop	 <input checked="" type="checkbox"/> pop	 <input checked="" type="checkbox"/> hot

THE LIFETIME LEARNER

In K-I, this works well as a whole group lesson or in small groups at the teacher table.

Students will need teacher support to read & understand the clues/directions.

WHY TEACHERS LOVE THESE!

Ordinary phonics worksheets can be boring and unoriginal.

You want activities that are fun and engaging, but also rigorous and meaningful to student learning.

PHONICS MYSTERIES ARE EXACTLY WHAT YOU'VE BEEN LOOKING FOR!

Clue #1: Fill in the Blank

up does stick two six four

Clue #2: Word Hunt

Clue #3: Winter Animals

Which animal has the correct vowel sound? Circle it in each box. Which animal has more correct?

If the bunny has more, cross out the top row.
If the bird has more, cross out the bottom row.

Clue #4: Error Analysis

Does the picture match the word? Put a check or an X next to each answer.
Read the hint from the snowman with the most correct answers. Cross one snowman out.

Clue #5: Read It Like a Book

Color the boxes that rhyme. Cross out the boxes that do not rhyme.
Read the words at the top of each box you colored from left to right like a book to solve the clue.

no pat pan	the cop top	arm kid kit	snowman tag wag
has dog jog	stick ham hat	a fin pin	smile job nod
scarf big bin	round bad dad	big cob rod	head pig wig

Write the phrase on the line. Cross the wrong snowman off your list.

the snowman has a round head

The Detective Agency sends congratulations to:

Lindsay

You solved the mystery!

11/2 Date Presented by: **AW**

LET'S DRAW...
a jacket

1 2 3 4 5 6

THE LIFETIME LEARNER

LET'S DRAW...
a penguin

1 2 3 4 5 6

THE LIFETIME LEARNER

Which Snowman is Mine?

As you solve each clue, cross out the wrong answers. The snowman left at the end is the one I built!

Snowman #1	Snowman #2	Snowman #3	Snowman #4
Snowman #5	Snowman #6	Snowman #7	Snowman #8

Name:

solve the mystery

THE LIFETIME LEARNER

The Case of the Winter Snowman

WHAT MAKES READING MYSTERIES UNIQUE?

Reading Mysteries aren't just a copy of Math Mysteries!

They have brand-new clues, focus on reading skills, and even feature a different conclusion to the mystery.

The only thing that stays the same is the list of suspects students start with!

So, if you have both, students can play during math and then again during reading for double the fun.

Reading

Example
of Clue 1

Math

Clue #1: Fill in the Blank

up	does	stick	two	six	four
made	hat	five	down	snowman	arms
leg	scarf	one	the		

Find the matching picture above. Then write the word in each box.

the	dip	made	fix	two	
dig	snowman	sip	does	six	stick
win	I	pit	have	bib	arms

When you are done, read the words in order from top to bottom in each row to figure out the clue.

Clue #1: Descrambler

Solve each question. When the letters are unscrambled, they will make up the clue.

$2+2$ 4 L	$0+1$ 1 R	$1+2$ 3 E
$5+3$ 8 C	$1+1$ 2 I	$0+0$ 0 C

Place the correct letter on top of each matching answer.

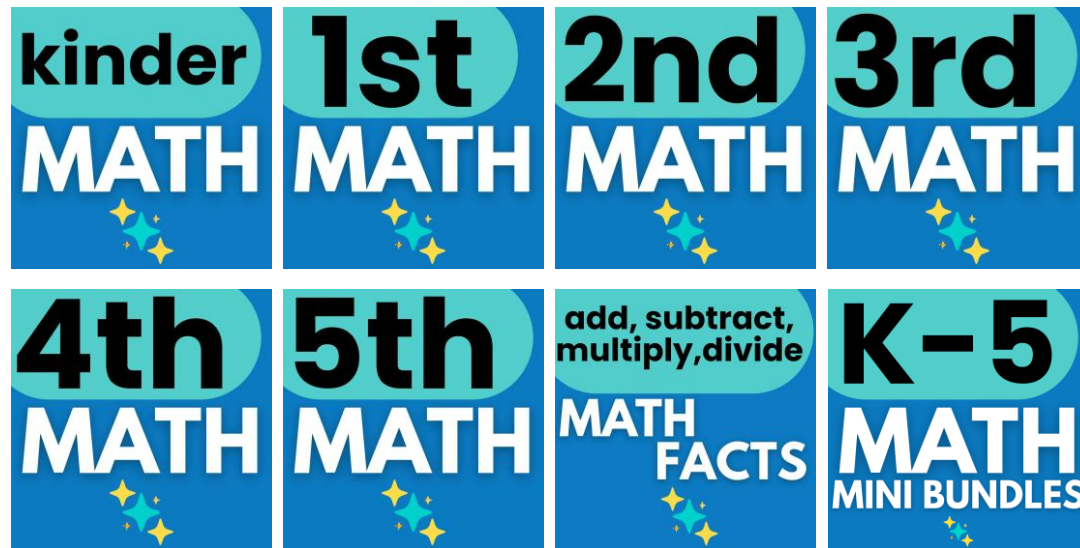
My snowman's body has at least one:

C	I	R	C	L	E
5	2	1	0	4	3

KEEP THE FUN GOING!

GRAB A MATH MYSTERY:

Math Mysteries aren't just a copy of reading. They come with fresh clues, unique math challenges, and a new culprit, so students are solving an entirely different case!



MORE READING MYSTERIES:

Explore other grade levels to differentiate and keep every student engaged.



BUY A BUNDLE
TO SAVE BIG!

