

# WHAT IS THIS?

**Clue #1: Error Analysis**  
Does the word match the picture? Put a check or an X next to each answer.  
Read the hint from the kid with the least correct answers.

**Clue #2: Picture Decoder**  
Find each answer. Then, draw a line to each match. Last, use the decoder at the bottom to solve the clue.

**Clue #3: Color the Zoo**  
What is the correct word? Color in each picture. Then, read the bottom.

**Clue #4: Word Hunt**  
Cross out all **ing** words. There are six.

**Clue #5: Find It!**  
Circle the boxes that start with **ang** or **ing**.  
Read the words you circled from left to right like a book to solve the clue.

**solve the mystery**  
**The Case of the Missing Zoo Animal**

**What Animal Escaped?**  
Solve the clues to figure out what animal is missing at the zoo.

<input checked="" type="checkbox"/> I live in the Mountain Zone at the zoo.  <b>Panda</b>	<input checked="" type="checkbox"/> I live in the Forest Zone at the zoo.  <b>Peacock</b>	<input checked="" type="checkbox"/> I live in Forest Zone at the zoo.  <b>Snake</b>	<input checked="" type="checkbox"/> I live in Water Zone at the zoo.  <b>Seal</b>
<input checked="" type="checkbox"/> I live in the Arctic Zone at the zoo.  <b>Penguin</b>	<input checked="" type="checkbox"/> I live in Water Zone at the zoo.  <b>Flamingo</b>	<input checked="" type="checkbox"/> I live in the Arctic Zone at the zoo.  <b>Polar Bear</b>	<input checked="" type="checkbox"/> I live in the African Zone at the zoo.  <b>Hippo</b>

Name: \_\_\_\_\_

Students complete a series of clues to figure out what animal escaped the zoo!

# HOW TO PLAY

## What Happened?

An animal has escaped from the zoo! You need to know what animal it is so the animal can be located. Help figure out which animal is missing by solving the clues.













1. Take a list of animals and then start solving each clue.
2. Each time you solve a clue, you will get closer to discovering what animal is missing.
3. Cross out wrong animals each time you find out new information. Good luck!



THE LIFETIME LEARNER

## Clue #1: Error Analysis








Does the word match the picture? Put a check or an X next to each answer. Read the hint from the kid with the least correct answers.

Clue 1: The animal is not from the Forest Zone.	Clue 2: The animal is not from the Arctic Zone.	Clue 3: The animal is not from the African Zone.
		
 <input checked="" type="checkbox"/> bring	 <input checked="" type="checkbox"/> wing	 <input checked="" type="checkbox"/> clang
 <input checked="" type="checkbox"/> gang	 <input checked="" type="checkbox"/> king	 <input checked="" type="checkbox"/> bang
 <input checked="" type="checkbox"/> cling	 <input checked="" type="checkbox"/> swing	 <input checked="" type="checkbox"/> fang

THE LIFETIME LEARNER

## What Animal Escaped?

Solve the clues to figure out what animal is missing at the zoo.

 <b>Panda</b>	 <b>Peacock</b>	 <b>Snake</b>	 <b>Seal</b>
 <b>Penguin</b>	 <b>Flamingo</b>	 <b>Polar Bear</b>	 <b>Hippo</b>

Name: \_\_\_\_\_

THE LIFETIME LEARNER

Each time students solve a clue, it will reveal what animal(s) to cross out. When all clues are completed, the mystery of the zoo animal will be solved!






# SKILL PRACTICE

## -NG Review:






- Focus on ING and ANG Words
- Onset and Rime
- Fill in Missing Letters
- Isolation and Differentiating between -NK Words






**Clue #1: Error Analysis**  
Does the word match the picture? Put a check or an X next to each answer.  
Read the hint from the kid with the least correct answers.

The animal is not from the Forest Zone.


 ☒ bring  
 ☒ gang  
 ☒ cling



























**Clue #2: Picture Decoder**  
Find each answer. Then, draw a line to each match. Last, use the decoder at the bottom to solve the clue.

 bring  
 hang  
 string  
 ring  
 fang



    

Letters: A T A I L

The animal does not have   
Use this decoder to help you figure out what letter is equal to each picture.

A = 	G = 	M = 	S = 	Y = 
B = 	H = 	N = 	T = 	Z = 
C = 	I = 	O = 	U = 	
D = 	J = 	P = 	V = 	
E = 	K = 	Q = 	W = 	
F = 	L = 	R = 	X = 	

**Clue #3: Color the Zoo**  
What is the correct word? Color in each picture. Then, read the bottom.

☐ string - color it red  
☐ sting - color it green  
☐ sing - color it yellow  
☒ spring - color it blue

☐ sting - color it red  
☐ wing - color it green  
☐ ring - color it yellow  
☐ king - color it blue

for your next hint!

- 2 red
- 3 blue
- 1 green
- 10 yellow

The animal does not have spots.

THE LIFETIME LEARNER

**All clues focus on reviewing digraph -NG!**

# MULTIPLE VERSIONS

Print & Digital Forms

3 Clue  
Version

5 Clue  
Version

Short & Long Options

## Clue #1: Error Analysis







Does the word match the picture? Put a check or an X next to each answer.

## Clue #2: Picture Decoder

Find each answer. Then, draw a line to each match. Last, use the decoder at the bottom to solve the clue.

## Clue #3: Color the Zoo

What is the correct word? Color in each picture. Then, read the bottom.

 <input type="checkbox"/> lung - color it red <input type="checkbox"/> ring - color it green <input type="checkbox"/> hung - color it yellow <input checked="" type="checkbox"/> lung - color it blue	 <input type="checkbox"/> sting - color it red <input type="checkbox"/> ring - color it green <input type="checkbox"/> hung - color it yellow <input type="checkbox"/> lung - color it blue	 <input type="checkbox"/> sting - color it red <input type="checkbox"/> ring - color it green <input type="checkbox"/> hung - color it yellow <input type="checkbox"/> lung - color it blue	 <input type="checkbox"/> sting - color it red <input type="checkbox"/> ring - color it green <input type="checkbox"/> hung - color it yellow <input type="checkbox"/> lung - color it blue	 <input type="checkbox"/> sting - color it red <input type="checkbox"/> ring - color it green <input type="checkbox"/> hung - color it yellow <input type="checkbox"/> lung - color it blue	 <input type="checkbox"/> sting - color it red <input type="checkbox"/> ring - color it green <input type="checkbox"/> hung - color it yellow <input type="checkbox"/> lung - color it blue
<ul style="list-style-type: none"><li>• 2 red</li><li>• 2 blue</li><li>• 1 green</li><li>• 1 yellow</li></ul> <p>The animal does not go in a tree.</p>	<ul style="list-style-type: none"><li>• 2 blue</li><li>• 0 green</li><li>• 1 yellow</li></ul> <p>The animal does not have long legs.</p>	<ul style="list-style-type: none"><li>• 3 blue</li><li>• 0 green</li><li>• 1 yellow</li></ul> <p>The animal does not lay any eggs.</p>	<ul style="list-style-type: none"><li>• 3 blue</li><li>• 1 green</li><li>• 10 yellow</li></ul> <p>The animal does not have spots.</p>		

## Clue #1: Error Analysis

Does the word match the picture? Put a check or an X next to each answer.

## Clue #2: Picture Decoder

Find each answer. Then, draw a line to each match. Last, use the decoder at the bottom to solve the clue.

## Clue #3: Color the Zoo

What is the correct word? Color in each picture. Then, read the bottom.









## Clue #4: Word Hunt

Cross out all ing words. There are six.

## Clue #5: Find It!

Circle the boxes that start with ang or ing.

Read the words you circled from left to right like a book to solve the clue.

 no	 the	 big	 animal
 trunk	 white	 white	 white

Write the phrase on the line. Cross the wrong animal off your list.

the animal is black and white



# CVC OPTION AVAILABLE




Differentiate within your small groups. Same clues. Same mystery. Different focus!

There is a version of the mystery included that reviews CVC Words (Short A, E, I, O, U).

# FAST FINISHER ACTIVITY

The Detective Agency sends  
congratulations to:



Lindsay


You solved the mystery!

11/2  
Date

AW  
Presented by:

LET'S DRAW...



a gorilla



THE LIFETIME LEARNER

LET'S DRAW...

a snake





THE LIFETIME LEARNER


If students finish early,  
give them a  
certificate of completion  
and a directed drawing  
to complete while others  
continue working.



# PHONICS MYSTERY BENEFITS



- No Prep
- Print and Digital Versions
- 3 & 5 Clue Options
- Fun and Engaging
- Easy to Differentiate
- Encourages Critical Thinking
- Aligns with Phonics Standards
- Perfect for Review Days
- 2 Versions: Phonics Review OR CVC Words. You can even mix/match clues to combine the 2 skills together.



In K-I, this works well as a whole group lesson or in small groups at the teacher table.

Students will need teacher support to read & understand the clues/directions.

# WHY TEACHERS LOVE THESE!

Ordinary phonics worksheets can be boring and unoriginal.

You want activities that are fun and engaging, but also rigorous and meaningful to student learning.

**PHONICS MYSTERIES ARE EXACTLY WHAT YOU'VE BEEN LOOKING FOR!**

**Clue #1: Error Analysis**  
Does the word match the picture? Put a check or an X next to each answer.  
Read the hint from the kid with the least correct answers.

**Clue #2: Picture Decoder**  
Find each answer: Then, draw a line to each match. Last, use the decoder at the bottom to solve the clue.

**Clue #3: Color the Zoo**  
What is the correct word? Color in each picture. Then, read the bottom.

**Clue #4: Word Hunt**  
Cross out all **ing** words. There are six.

**Clue #5: Find It!**  
Circle the boxes that start with **ang** or **ing**.  
Read the words you circled from left to right like a book to solve the clue.

no	the	big	animal
pet	paws	is	trunk
black	and	gray	white

Write the phrase on the line. Cross the wrong animal off your list.

the animal is black and white

The Detective Agency sends congratulations to:

**Lindsay**

You solved the mystery!

11/2 Date Presented by: **AW**

LET'S DRAW...  
**a gorilla**

1 2 3  
4 5 6

THE LIFETIME LEARNER

LET'S DRAW...  
**a snake**

1 2 3  
4 5 6

THE LIFETIME LEARNER

**What Animal Escaped?**  
Solve the clues to figure out what animal is missing at the zoo.

I live in the Mountain Zone at the zoo. <b>Panda</b>	I live in the Forest Zone at the zoo. <b>Peacock</b>	I live in Forest Zone at the zoo. <b>Snake</b>	I live in Water Zone at the zoo. <b>Seal</b>
I live in the Arctic Zone at the zoo. <b>Penguin</b>	I live in Water Zone at the zoo. <b>Flamingo</b>	I live in the Arctic Zone at the zoo. <b>Polar Bear</b>	I live in the African Zone at the zoo. <b>Hippo</b>

Name:

**solve the mystery**

**The Case of the Missing Zoo Animal**

THE LIFETIME LEARNER



# WHAT MAKES READING MYSTERIES UNIQUE?

Reading Mysteries aren't just a copy of Math Mysteries!

They have brand-new clues, focus on reading skills, and even feature a different conclusion to the mystery.

The only thing that stays the same is the list of suspects students start with!

So, if you have both, students can play during math and then again during reading for double the fun.










**Reading**

Example  
of Clue 1

**Math**

















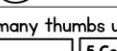

## Clue #1: Error Analysis

Does the word match the picture? Put a check or an X next to each answer.  
Read the hint from the kid with the least correct answers.

The animal is not from the Arctic Zone.	The animal is not from the Arctic Zone.	The animal is not from the African Zone.
		
<input checked="" type="checkbox"/> bring	<input checked="" type="checkbox"/> wing	<input checked="" type="checkbox"/> clang
		
<input checked="" type="checkbox"/> gang	<input checked="" type="checkbox"/> king	<input checked="" type="checkbox"/> bang
		
<input checked="" type="checkbox"/> cling	<input checked="" type="checkbox"/> swing	<input checked="" type="checkbox"/> fang

## Clue #1: Same or Not?

Are the shapes the same or different? Color in a thumbs up or down.

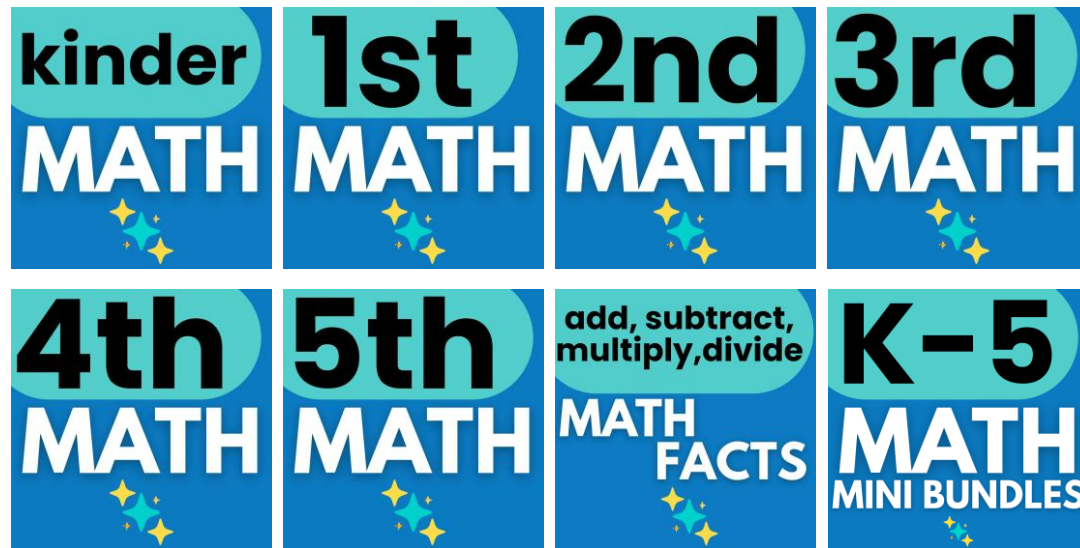
How many thumbs up are there?

- |   |  |
|---|--|
| 1 Correct = Cross out the panda.<br>2 Correct = Cross out the peacock.<br>3 Correct = Cross out the snake.<br>4 Correct = Cross out the seal. | 5 Correct = Cross out the polar bear.<br>6 Correct = Cross out the flamingo.<br>7 Correct = Cross out the penguin.<br>8 Correct = Cross out the hippo. |
|---|--|

# KEEP THE FUN GOING!

## GRAB A MATH MYSTERY:

Math Mysteries aren't just a copy of reading. They come with fresh clues, unique math challenges, and a new culprit, so students are solving an entirely different case!



## MORE READING MYSTERIES:

Explore other grade levels to differentiate and keep every student engaged.



**BUY A BUNDLE  
TO SAVE BIG!**

